

**Lesson 1**

Sing the alphabet song. Talk about how this letter's name is "A", but when it is alone in a word, it has the short "A" sound as in "at." Look at the letter A! It is a kind of letter called a vowel. Then listen to the story of April the Alligator found on the next page.

A A A A A A A A A

A A A A A A A A A

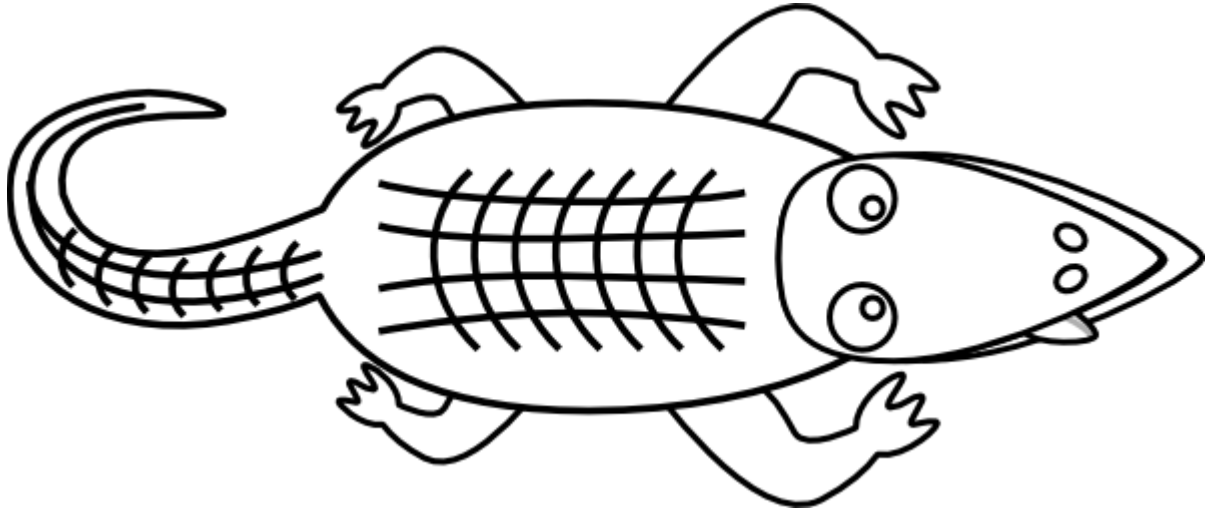
Aa Aa Aa Aa Aa Aa

Aa Aa Aa Aa Aa Aa Aa

Aa Aa Aa Aa Aa Aa

**Lesson 1**

Look at the three big letters on the page. They are all "A." Color in the picture as you listen to a story about April the Alligator.



A a a

April might look like a cool gal, but really she's a scaredy cat, which is funny because she's an alligator. She's scared of almost all other animals. It's a shame really. Just about every day she'll see something that makes her yell, "AAAAA!"

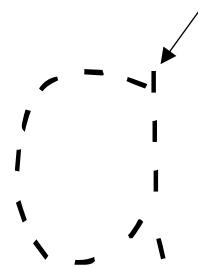



April says, "A." (note: This is the short vowel sound as in hat.)

The Letter A says, "A."

# EP Preschool Workbook

## Lesson 2

The letter A is a vowel. Its name is "A" and sometimes it will say its name like in the words: brave, snake, rain, and tail. Can you think of any more "A" words? But, when "A" is all alone and doesn't have a vowel partner in a word, it's going to use its short "A" sound. Here are some short sound "A" words: apple, antelope, antidote, acrobat, at, as, add. Can you think of more short A sound words? (This is the sound we'll be practicing.) Turn back to the page full of the Letter A and read the short sound. Trace these dotted letters with your finger, starting at the arrow. Go down the left side and then jump to the top and trace down the other side. Then connect the sides. You can then try to trace the other letters by keeping between the lines.



# EP Preschool Workbook

## Lesson 3


Sing the alphabet song. Go back to the story of April the Alligator in Lesson 1 and read it again. Make sure to practice your short "A" sound. Color and cut out the four alligator pieces in chunks and glue them onto a separate piece of paper. You can hold the paper up over your face and be the alligator's voice saying, "Aaaa!"



# EP Preschool Workbook

## Lesson 4

Sing the alphabet song and look at some letters.  
Read them with the short "A" sound.  
Then color and cut out the two apple pieces.  
Glue the core on the back of the other.  
If you want, glue a piece of string in between them.  
Spin it to see the apple change.



## EP Preschool Workbook

### Lesson 5

Sing the alphabet song. Read the story again of April the Alligator. It's in Lesson 1. Hunt around the house for things that have the short "A" sound. Read books together and find the letter A. You can color this letter or paint it or cut it out and glue on glitter or yarn. Decorate it however you like.

