
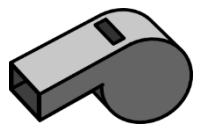





## Who Whistled?

Circle the words in the word box that begin with the same sound as . Then find those words in the puzzle below. Finally, write them on the lines.

wheel ship chop whale shape wheat  
plum whisk draw whistle school treat



W	H	I	S	K	A	N	T	L
A	H	N	Q	D	Z	A	E	S
M	R	P	W	H	A	L	E	P
U	W	T	A	I	O	W	W	A
L	H	O	Z	L	T	H	Z	T
P	E	P	T	R	T	I	I	S
W	E	R	Y	U	A	S	H	A
H	L	O	H	F	E	T	N	D
E	D	X	E	W	A	L	M	S
A	Q	R	U	L	I	E	V	U
T	Y	P	T	O	M	A	L	B

---

---

---

---

---

---