

EP Math 3

Printables



This book belongs to

Contents

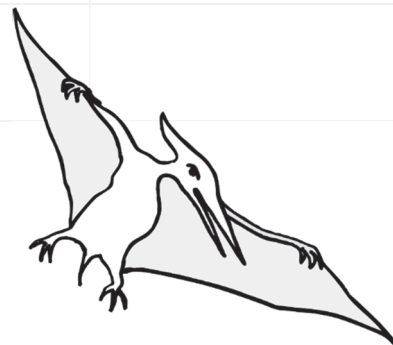
	My 100s Chart	 18	1-Digit Word Problems	 37	Telling Time Let's Review!
 4	Tally Marks Tens and Ones	 19	2-Digit Word Problems	 38	Telling Time Comparing Lengths
 5	Counting by 2s Place Value	 21	Counting Coins Let's Review!	 39	Time Words Let's Review!
 6	Before and After Place Value Adding 11	 22	Counting Coins Money Word Problems	 40	Time and Word Cards
 7	Counting by 10s Adding Tens	 23	Counting Money Counting by 5s	 41	Time Words Adding 2-Digits
 8	Adding 1-Digit with Regrouping	 24	Counting Money Let's Review!	 42	Telling Time Subtracting 1-Digit
 9	Adding 2-Digits with Regrouping	 25	Counting Money Subtracting 2-Digits	 43	Telling Time Adding 2-Digits
 10	Addition Word Problems	 27	Making Change Equal Parts	 44	Telling Time Subtracting 2-Digits
 11	Counting Back by 10s Subtracting Tens	 28	Making Change	 45	Time Words Venn Diagrams
 12	Subtracting 1-Digit without Regrouping	 29	Subtracting Money	 50	Adding 3-Digits Base Ten Blocks I & II
 13	Subtracting 2-Digits without Regrouping	 30	Adding 2-Digits with Regrouping	 51	Rounding to 10s Adding 3-Digits
 14	Subtracting 1-Digit with Regrouping	 31	Estimation Comparison	 52	Rounding to 100s Adding 3-Digits
 15	Subtracting 1-Digit with Regrouping	 32	Rounding to 10s Money Word Problems	 53	Adding 2-Digits Estimating Sums
 16	Subtracting 2-Digits with Regrouping	 33	Rounding to 10s Let's Review!	 54	Subtracting 2-Digits Estimating Differences
 17	Subtraction Word Problems	 34	Rounding to 100s Adding 2-Digits	 56	Estimating Sums Subtracting to 20

Contents

 57	Estimating Differences Counting Coins	 107	Understanding Multiplication	 128	Subtracting Money
 58	Estimating Sums Telling Time	 108	Multiplying by 10 and 9	 130	Estimating Sums Time Words
 59	Estimating Differences Comparing Numbers	 109	Multiplication Counting Money	 131	Let's Review!
 62	Subtracting 3-Digits	 110	Multiplying by 5 Elapsed Time	 132	Let's Review!
 63	Subtracting 3-Digits	 111	Division: Cake Baking	 133	Let's Review!
 64	Subtracting 3-Digits	 112	Division: Cake Eating	 134	Let's Review! I & II
 67	Estimating Sums Adding 3-Digits	 113	Multiplying by 2 Dividing by 2	 135	Subtraction Practice
 68	Estimating Differences Subtracting 3-Digits	 114	Dividing with 0 and 1 Perimeter	 136	Let's Review!
 69	Estimating Sums Adding 3-Digits	 118	Money as Decimals	 137	Let's Review!
 70	Estimating Differences Subtracting 3-Digits	 119	Adding Decimals	 138	Let's Review!
 81	Estimating Sums Adding 4-Digits	 120	Subtracting Decimals	 139	Let's Review!
 82	Estimating Differences Subtracting 4-Digits	 122	Adding Money	 140	Subtracting with Zeros
 83	Estimating Sums Adding 4-Digits	 123	Money Word Problems	 151	Multiplication Measuring Length
 84	Estimating Differences Subtracting 4-Digits	 124	Adding and Subtracting Money	 152	Fact Families Measuring Length
 89	Elapsed Time Subtracting to 20	 125	Adding and Subtracting Money	 153	Money Word Problems Measuring Length

Contents

154	Perimeter Units of Weight	158	Guessing Weight Multiplication		Answer Key
156	Fractions Subtracting Weights	159	Let's Review! Kitchen Measurements		
157	Tally Marks Reading Scales	160	Let's Review!		






My 100s Chart

Use this 100s chart throughout the course to help you.

1	2	3	4	5	6	7	8	9	10
11	12	13	14	15	16	17	18	19	20
21	22	23	24	25	26	27	28	29	30
31	32	33	34	35	36	37	38	39	40
41	42	43	44	45	46	47	48	49	50
51	52	53	54	55	56	57	58	59	60
61	62	63	64	65	66	67	68	69	70
71	72	73	74	75	76	77	78	79	80
81	82	83	84	85	86	87	88	89	90
91	92	93	94	95	96	97	98	99	100




Tally Marks & Tens and Ones

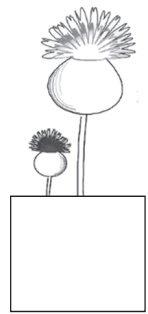
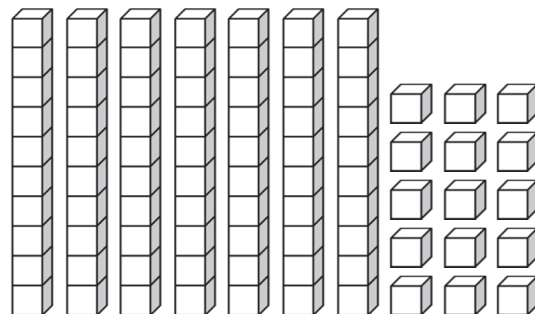

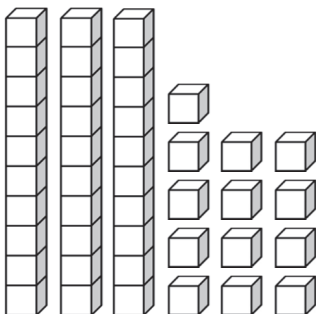
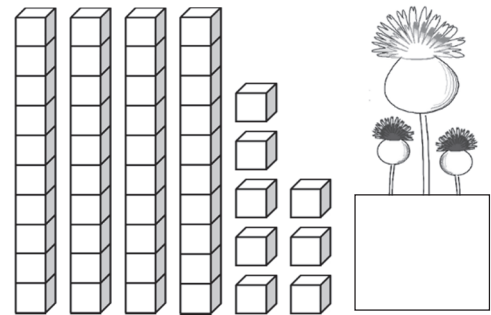


A. The class voted for which day to have a show and tell. Here's the result:

The beginning of the week			The end of the week	
Monday	Tuesday	Wednesday	Thursday	Friday

- Which day had the most votes? _____
- Which day had the fewest votes? _____
- How many votes are in total? _____
- How many votes for the end of the week? _____
- How many votes for the beginning of the week? _____

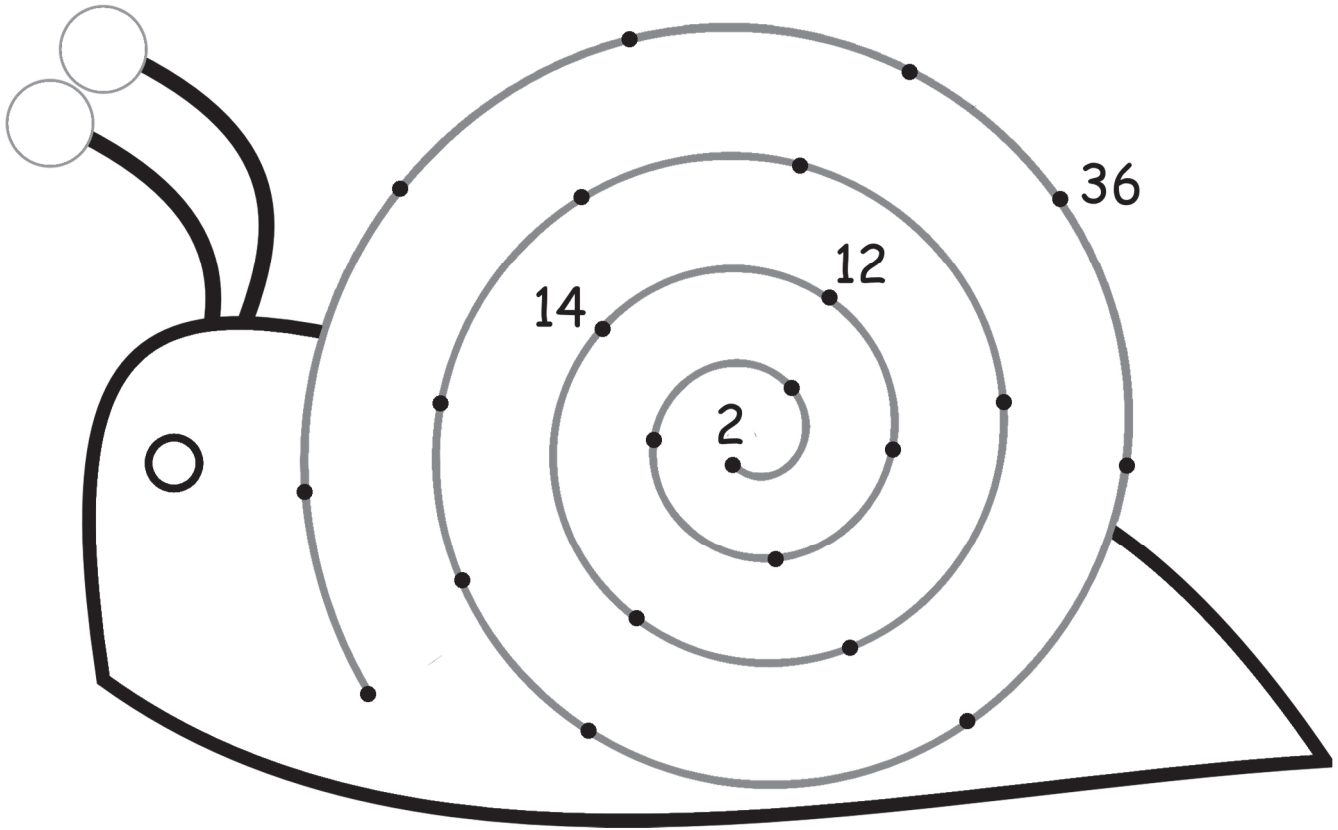


B. Count the number of blocks in each set. Write the numbers.



Counting by 2s & Place Value

A. Count by 2s and label the dots with even numbers.



B. Make numbers using hundreds, tens, and ones. Match the same numbers.

400

30

8

•

• 953

50

900

3

•

• 385

700

2

30

•

• 438

5

80

300

•

• 732

Before and After, Place Value & Adding 11

A. Write the number that comes before and after.

BEFORE

AFTER

42



BEFORE

AFTER

36

70



29

B. Write a number that matches the place value description.

7 is in the
tens place:



2 is in the
ones place:

1 is in the
hundreds place:



C. Add 11. Fill in the missing numbers on the 100s chart puzzles.

22



64



89



35



17



45



91



70



56



39



27

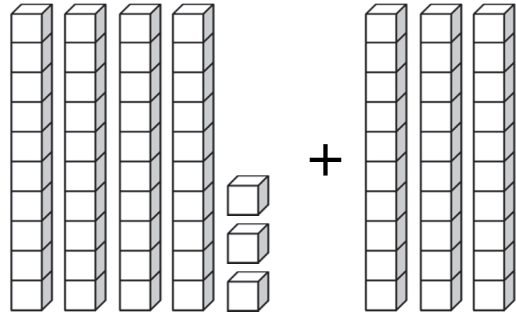

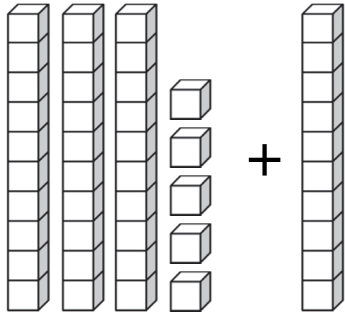


83



Counting by 10s & Adding Tens


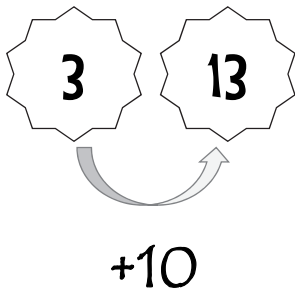
A. Count the number of blocks. Fill in the blanks.



$$\underline{35} + \underline{10} = \underline{\quad\quad}$$

$$\underline{\quad\quad} + \underline{\quad\quad} = \underline{\quad\quad}$$

B. Count by 10s. Fill in the missing numbers.




C. Solve the addition problems.

75	10	33	10	68	10
+ 10	+ 56	+ 10	+ 19	+ 10	+ 10
<div style="border: 1px solid black; height: 40px; width: 100%;"></div>	<div style="border: 1px solid black; height: 40px; width: 100%;"></div>	<div style="border: 1px solid black; height: 40px; width: 100%;"></div>	<div style="border: 1px solid black; height: 40px; width: 100%;"></div>	<div style="border: 1px solid black; height: 40px; width: 100%;"></div>	<div style="border: 1px solid black; height: 40px; width: 100%;"></div>

46	37	62	51	46	40
+ 10	+ 20	+ 10	+ 30	+ 20	+ 13
<div style="border: 1px solid black; height: 40px; width: 100%;"></div>	<div style="border: 1px solid black; height: 40px; width: 100%;"></div>	<div style="border: 1px solid black; height: 40px; width: 100%;"></div>	<div style="border: 1px solid black; height: 40px; width: 100%;"></div>	<div style="border: 1px solid black; height: 40px; width: 100%;"></div>	<div style="border: 1px solid black; height: 40px; width: 100%;"></div>

Adding 1-Digit with Regrouping

A. Count the number of blocks. Fill in the blanks.



$$\underline{38} + \underline{5} = \underline{\quad\quad} \quad \underline{43} + \underline{5} = \underline{\quad\quad}$$

B. Let's practice addition with regrouping. The first one is done for you.

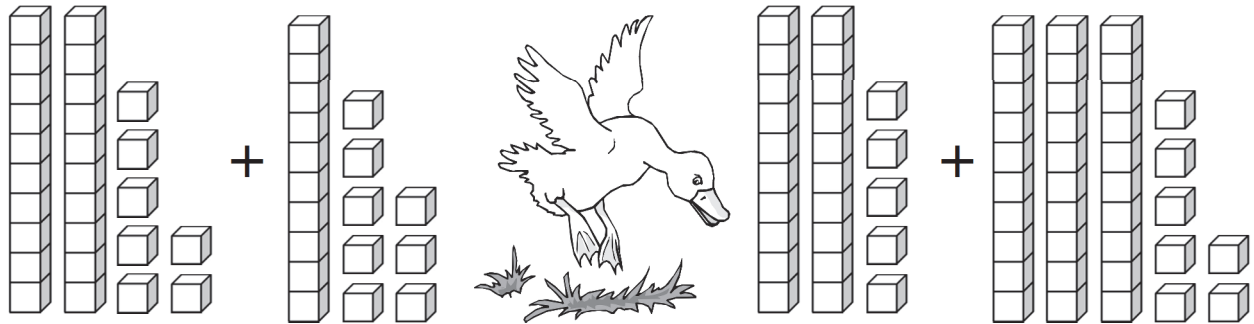
<div>1</div>					
24	35	19	57	76	48
+ 8	+ 9	+ 8	+ 6	+ 9	+ 3
<div>32</div>					

C. Solve the addition problems. Some of the problems may need regrouping.

46	32	57	18	64	78
+ 5	+ 6	+ 8	+ 6	+ 3	+ 5
<div></div>	<div></div>	<div></div>	<div></div>	<div></div>	<div></div>
65	29	16	43	85	31
+ 2	+ 7	+ 6	+ 5	+ 7	+ 9
<div></div>	<div></div>	<div></div>	<div></div>	<div></div>	<div></div>

Adding 2-Digits with Regrouping

A. Count the number of blocks. Fill in the blanks.



$$\underline{27} + \underline{18} = \underline{\quad\quad} \quad \underline{\quad\quad} + \underline{\quad\quad} = \underline{\quad\quad}$$

B. Let's practice addition with regrouping. The first one is done for you.

<div>1</div>	<div></div>	<div></div>	<div></div>	<div></div>	<div></div>
25	34	57	32	26	78
+ 38	+ 19	+ 24	+ 48	+ 49	+ 26
<div>63</div>	<div></div>	<div></div>	<div></div>	<div></div>	<div></div>

B. Solve the addition problems. Some of the problems may need regrouping.

59	23	74	68	49	20
+ 83	+ 74	+ 52	+ 34	+ 75	+ 35
<div></div>	<div></div>	<div></div>	<div></div>	<div></div>	<div></div>
17	54	74	37	28	58
+ 92	+ 58	+ 94	+ 86	+ 68	+ 42
<div></div>	<div></div>	<div></div>	<div></div>	<div></div>	<div></div>

Addition Word Problems

Solve each word problem. Write the equation and the answer.

Mark has thirteen books.
Sam has twenty-six books.
How many books do they
have in total?

$$\begin{array}{r} 13 \\ + 26 \\ \hline \end{array}$$

Bill had 42 marbles. Ethan
gave Bill 36 marbles. How
many marbles does Bill
have now?

Owen found 16 ladybugs
in the yard. Grace found
17 ladybugs. How many
ladybugs did they find
together?

Emma had twenty-eight
dimes. Her mom gave her
fifteen more dimes. How
many dimes does Emma
have now?

Larry read 37 pages of his
storybook yesterday. He
read 24 pages today. How
many pages did Larry read
in all?

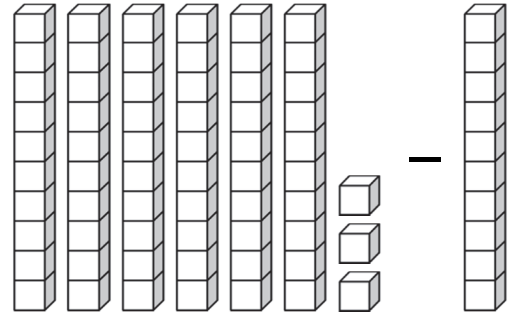
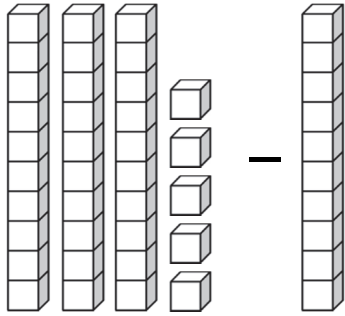
Jenny picked 28 apples
from the apple tree. Noah
picked 39 apples. How
many apples did they pick
in total?

There were thirty-four
books on the shelf. Orson
placed sixteen more books.
How many books are there
now on the shelf?

At the garden, Henry
planted 35 flowers. Olivia
planted 25 flowers. How
many flowers did they
plant in total?



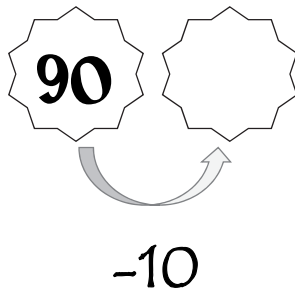
Counting Back by 10s & Subtracting Tens

A. Count the number of blocks. Fill in the blanks.



$$\underline{35} - \underline{10} = \underline{\quad\quad} \quad \text{✿} \quad \underline{\quad\quad} - \underline{\quad\quad} = \underline{\quad\quad}$$

B. Count back by 10s. Fill in the missing numbers.



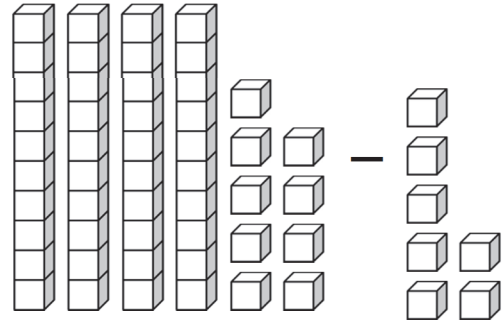
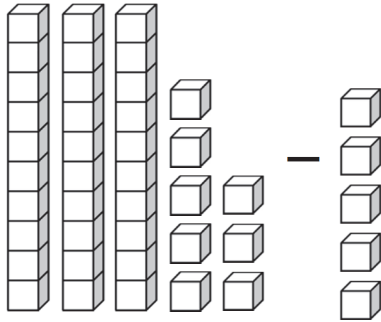
C. Solve the subtraction problems.

70	10	16	64	55	21
- 10	- 10	- 10	- 10	- 10	- 10
<div style="border: 1px solid black; height: 40px; width: 100%;"></div>	<div style="border: 1px solid black; height: 40px; width: 100%;"></div>	<div style="border: 1px solid black; height: 40px; width: 100%;"></div>	<div style="border: 1px solid black; height: 40px; width: 100%;"></div>	<div style="border: 1px solid black; height: 40px; width: 100%;"></div>	<div style="border: 1px solid black; height: 40px; width: 100%;"></div>

83	29 ✿	48	97	35	76
- 10	- 10	- 10	- 10	- 10	- 10
<div style="border: 1px solid black; height: 40px; width: 100%;"></div>	<div style="border: 1px solid black; height: 40px; width: 100%;"></div>	<div style="border: 1px solid black; height: 40px; width: 100%;"></div>	<div style="border: 1px solid black; height: 40px; width: 100%;"></div>	<div style="border: 1px solid black; height: 40px; width: 100%;"></div>	<div style="border: 1px solid black; height: 40px; width: 100%;"></div>

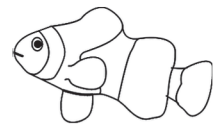
Subtracting 1-Digit without Regrouping

A. Count the number of blocks. Fill in the blanks.



$$38 - 5 =$$

$$- =$$



B. Solve the subtraction problems.

$$\begin{array}{r} 58 \\ - 7 \\ \hline \end{array}$$

$$\begin{array}{r} 19 \\ - 4 \\ \hline \end{array}$$

$$\begin{array}{r} 68 \\ - 2 \\ \hline \end{array}$$

$$\begin{array}{r} 19 \\ - 3 \\ \hline \end{array}$$

$$\begin{array}{r} 47 \\ - 1 \\ \hline \end{array}$$

$$\begin{array}{r} 36 \\ - 4 \\ \hline \end{array}$$

$$\begin{array}{r} 57 \\ - 4 \\ \hline \end{array}$$

$$\begin{array}{r} 78 \\ - 5 \\ \hline \end{array}$$

$$\begin{array}{r} 39 \\ - 9 \\ \hline \end{array}$$

$$\begin{array}{r} 65 \\ - 3 \\ \hline \end{array}$$

$$\begin{array}{r} 29 \\ - 2 \\ \hline \end{array}$$

$$\begin{array}{r} 78 \\ - 6 \\ \hline \end{array}$$

$$\begin{array}{r} 29 \\ - 6 \\ \hline \end{array}$$

$$\begin{array}{r} 47 \\ - 2 \\ \hline \end{array}$$

$$\begin{array}{r} 98 \\ - 4 \\ \hline \end{array}$$

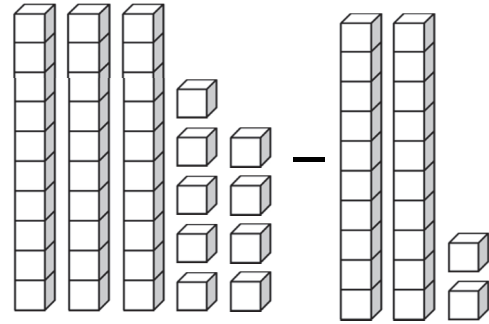

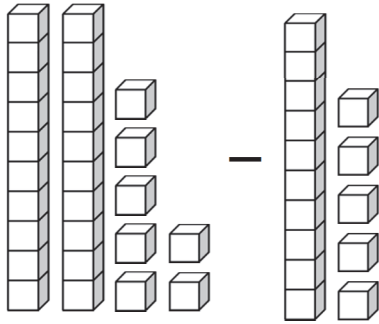
$$\begin{array}{r} 87 \\ - 3 \\ \hline \end{array}$$

$$\begin{array}{r} 28 \\ - 0 \\ \hline \end{array}$$

$$\begin{array}{r} 13 \\ - 3 \\ \hline \end{array}$$

Subtracting 2-Digits without Regrouping

A. Count the number of blocks. Fill in the blanks.



$$27 - 15 =$$

$$- =$$



B. Solve the subtraction problems.

$$\begin{array}{r} 95 \\ - 84 \\ \hline \end{array}$$

$$\begin{array}{r} 79 \\ - 41 \\ \hline \end{array}$$

$$\begin{array}{r} 68 \\ - 34 \\ \hline \end{array}$$

$$\begin{array}{r} 97 \\ - 45 \\ \hline \end{array}$$

$$\begin{array}{r} 68 \\ - 57 \\ \hline \end{array}$$

$$\begin{array}{r} 49 \\ - 37 \\ \hline \end{array}$$

$$\begin{array}{r} 86 \\ - 54 \\ \hline \end{array}$$

$$\begin{array}{r} 98 \\ - 32 \\ \hline \end{array}$$

$$\begin{array}{r} 59 \\ - 39 \\ \hline \end{array}$$

$$\begin{array}{r} 87 \\ - 62 \\ \hline \end{array}$$

$$\begin{array}{r} 49 \\ - 25 \\ \hline \end{array}$$

$$\begin{array}{r} 75 \\ - 61 \\ \hline \end{array}$$

$$\begin{array}{r} 35 \\ - 10 \\ \hline \end{array}$$

$$\begin{array}{r} 54 \\ - 41 \\ \hline \end{array}$$

$$\begin{array}{r} 78 \\ - 31 \\ \hline \end{array}$$

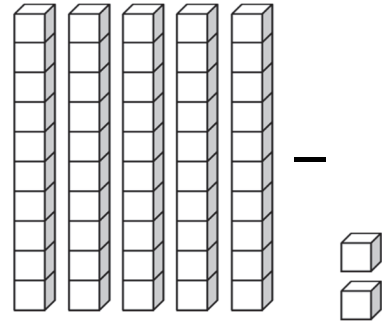

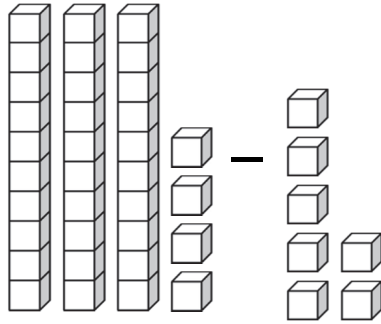
$$\begin{array}{r} 95 \\ - 62 \\ \hline \end{array}$$

$$\begin{array}{r} 86 \\ - 32 \\ \hline \end{array}$$

$$\begin{array}{r} 49 \\ - 12 \\ \hline \end{array}$$

Subtracting 1-Digit with Regrouping


A. Count the number of blocks. Fill in the blanks.



$$\underline{34} - \underline{7} = \underline{\quad\quad}$$

$$\underline{\quad\quad} - \underline{\quad\quad} = \underline{\quad\quad}$$

B. Count back by 2s. Fill in the missing numbers.



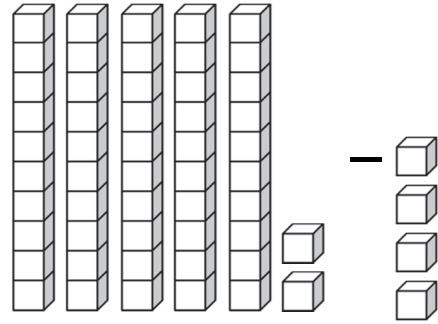

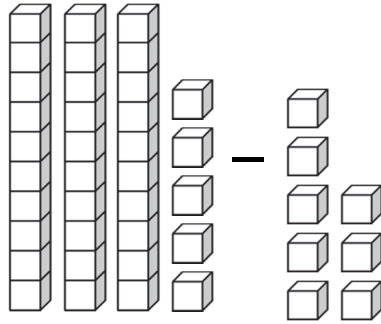
C. Solve the subtraction problems. Some of the problems may need regrouping.

12	7	13	28	10	15
- 2	- 2	- 2	- 2	- 2	- 2
<div style="border: 1px solid black; height: 40px; width: 100%;"></div>	<div style="border: 1px solid black; height: 40px; width: 100%;"></div>	<div style="border: 1px solid black; height: 40px; width: 100%;"></div>	<div style="border: 1px solid black; height: 40px; width: 100%;"></div>	<div style="border: 1px solid black; height: 40px; width: 100%;"></div>	<div style="border: 1px solid black; height: 40px; width: 100%;"></div>

21	59	20	36	64	11
- 2	- 2	- 2	- 2	- 2	- 2
<div style="border: 1px solid black; height: 40px; width: 100%;"></div>	<div style="border: 1px solid black; height: 40px; width: 100%;"></div>	<div style="border: 1px solid black; height: 40px; width: 100%;"></div>	<div style="border: 1px solid black; height: 40px; width: 100%;"></div>	<div style="border: 1px solid black; height: 40px; width: 100%;"></div>	<div style="border: 1px solid black; height: 40px; width: 100%;"></div>

Subtracting 1-Digit with Regrouping

A. Count the number of blocks. Fill in the blanks.



$$\underline{35} - \underline{8} = \underline{\quad\quad}$$

$$\underline{\quad\quad} - \underline{\quad\quad} = \underline{\quad\quad}$$

B. Let's practice subtraction with regrouping. The first one is done for you.

$\begin{array}{r} 5 \ 13 \\ \cancel{6} \cancel{3} \\ - 9 \\ \hline 54 \end{array}$	$\begin{array}{r} 14 \\ - 6 \\ \hline \end{array}$	$\begin{array}{r} 55 \\ - 6 \\ \hline \end{array}$	$\begin{array}{r} 73 \\ - 5 \\ \hline \end{array}$	$\begin{array}{r} 36 \\ - 9 \\ \hline \end{array}$	$\begin{array}{r} 24 \\ - 7 \\ \hline \end{array}$
--	--	--	--	--	--

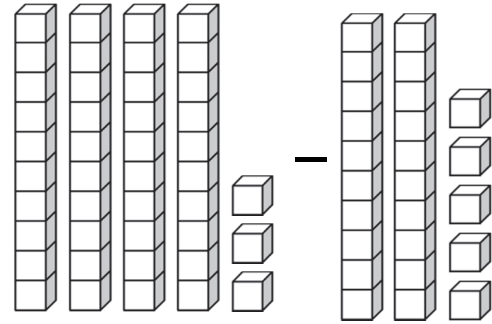

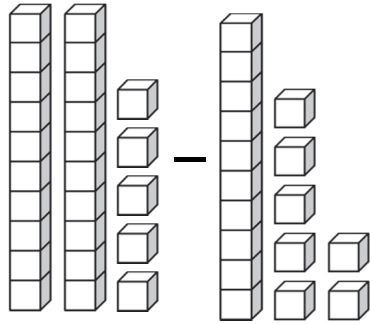
C. Solve the subtraction problems. Some of the problems may need regrouping.

$\begin{array}{r} 27 \\ - 9 \\ \hline \end{array}$	$\begin{array}{r} 85 \\ - 7 \\ \hline \end{array}$	$\begin{array}{r} 35 \\ - 9 \\ \hline \end{array}$	$\begin{array}{r} 65 \\ - 5 \\ \hline \end{array}$	$\begin{array}{r} 29 \\ - 4 \\ \hline \end{array}$	$\begin{array}{r} 46 \\ - 8 \\ \hline \end{array}$
--	--	--	--	--	--

$\begin{array}{r} 51 \\ - 9 \\ \hline \end{array}$	$\begin{array}{r} 94 \\ - 8 \\ \hline \end{array}$	$\begin{array}{r} 48 \\ - 3 \\ \hline \end{array}$	$\begin{array}{r} 19 \\ - 9 \\ \hline \end{array}$	$\begin{array}{r} 62 \\ - 8 \\ \hline \end{array}$	$\begin{array}{r} 51 \\ - 7 \\ \hline \end{array}$
--	--	--	--	--	--

Subtracting 2-Digits with Regrouping

A. Count the number of blocks. Fill in the blanks.



$$\underline{25} - \underline{17} = \underline{\quad\quad} \quad \underline{\quad\quad} - \underline{\quad\quad} = \underline{\quad\quad}$$

B. Let's practice subtraction with regrouping. The first one is done for you.

$\begin{array}{r} 5 \ 17 \\ \cancel{6} \cancel{7} \\ - 29 \\ \hline 38 \end{array}$	$\begin{array}{r} 94 \\ - 26 \\ \hline \end{array}$	$\begin{array}{r} 81 \\ - 47 \\ \hline \end{array}$	$\begin{array}{r} 76 \\ - 67 \\ \hline \end{array}$	$\begin{array}{r} 43 \\ - 18 \\ \hline \end{array}$	$\begin{array}{r} 90 \\ - 36 \\ \hline \end{array}$
---	---	---	---	---	---

C. Solve the subtraction problems. Some of the problems may need regrouping.

$\begin{array}{r} 74 \\ - 58 \\ \hline \end{array}$	$\begin{array}{r} 72 \\ - 27 \\ \hline \end{array}$	$\begin{array}{r} 75 \\ - 45 \\ \hline \end{array}$	$\begin{array}{r} 63 \\ - 49 \\ \hline \end{array}$	$\begin{array}{r} 29 \\ - 25 \\ \hline \end{array}$	$\begin{array}{r} 83 \\ - 67 \\ \hline \end{array}$
---	---	---	---	---	---

$\begin{array}{r} 84 \\ - 29 \\ \hline \end{array}$	$\begin{array}{r} 96 \\ - 56 \\ \hline \end{array}$	$\begin{array}{r} 60 \\ - 18 \\ \hline \end{array}$	$\begin{array}{r} 95 \\ - 63 \\ \hline \end{array}$	$\begin{array}{r} 67 \\ - 30 \\ \hline \end{array}$	$\begin{array}{r} 91 \\ - 58 \\ \hline \end{array}$
---	---	---	---	---	---

Subtraction Word Problems

Solve each word problem. Write the equation and the answer.

Mark had forty-two marbles but lost fifteen of them. How many marbles does Mark have now?

$$\begin{array}{r} 42 \\ - 15 \\ \hline \end{array}$$

Bill had 37 marbles. He gave Ethan 13 marbles. How many marbles does Bill have now?

Owen picked 48 apples, and gave 14 apples to Grace. How many apples does Owen have now?

Emma had fifty-five dimes until she spent thirty-eight of them. How many dimes does Emma have now?

Thirty-one children were wearing hats. Twelve children took their hats off. How many children are still wearing their hats?

Jenny grew seventy-nine carrots, but the rabbits ate thirty-four carrots. How many carrots does Jenny have left?

There were thirty-two books on the shelf. Orson took eighteen books from the shelf. How many books are there now?

Twenty ducks were swimming in the pond. Thirteen ducks flew away. How many ducks are still swimming in the pond?

1-Digit Word Problems

Solve each word problem. Write the equation and the answer.

William ate six grapes.
Ethan ate five more grapes
than William. How many
grapes did Ethan eat?

$$\begin{array}{r} 6 \\ + 5 \\ \hline \end{array}$$

Sandy found 7 seashells
but 2 were broken. How
many unbroken seashells
did Sandy find?

Mark rode his bike 7 miles
to the library. Then he
rode 6 miles to the park.
How many miles did Mark
ride in total?

Nine children were
wearing hats. Five children
took their hats off. How
many children are still
wearing their hats?

Henry and Samantha ate
nine cookies together.
Henry ate four cookies.
How many cookies did
Samantha eat?

Larry saved \$8 last week.
He got his allowance on
Monday and saved \$8
more. How much did
Larry save in all?

Dylan had seven pencils.
His brother gave Dylan
two more pencils. How
many pencils does Dylan
have now?

Jacob and Orson have nine
toy cars. Six of the toy
cars belong to Jacob. How
many toy cars does Orson
have?

2-Digit Word Problems

Solve each word problem. Write the equation and the answer.

Tom saw 16 birds on one tree and 12 birds on another tree. How many birds did Tom see in all?

$$\begin{array}{r} 16 \\ + 12 \\ \hline \end{array}$$

Jenny had fifty-two dimes. She spent seventeen of her dimes. How many dimes does Jenny have now?

Sam has 56 marbles. Leah has 32 marbles. How many more marbles does Sam have than Leah?

Henry has fifteen books. Anne has twenty-three books. How many books do they have all together?

Jacob grew thirty-eight carrots. Orson grew forty-two carrots. How many carrots did they grow in total?


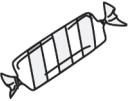

Grace has twenty-five stickers. Will has eighteen stickers. How many more stickers does Grace have than Will?

Larry read 37 pages of his storybook yesterday. He read 36 pages today. How many pages did Larry read in all?

Twenty-two children were in the room. Fourteen of them left the room. How many children are still in the room?

Counting Coins & Let's Review!

A. Use the fewest number of coins possible to buy each item.

Item	25¢	10¢	5¢	1¢
 8¢				
 17¢				
 49¢				

B. How much more money would you need to make 100¢?



C. Solve the addition and subtraction problems.

$$420 + 10 = \underline{\hspace{2cm}}$$



$$160 + 10 = \underline{\hspace{2cm}}$$

$$370 - 10 = \underline{\hspace{2cm}}$$

$$290 - 10 = \underline{\hspace{2cm}}$$

D. Solve the problems and fill in the blanks.



✓ What is missing? 54, 52, 50, 48, _____, _____, _____

✓ In 823, what is the value of the 8? _____

✓ Melanie wants to buy a muffin. It costs 16¢. She has two dimes. Can she buy the muffin? _____

Counting Coins & Money Word Problems

A. Color all the pennies brown. Count the coins and write the amount in cents.



¢



¢



¢



¢



¢



¢

B. Solve each word problem. Write the amount in cents.

Mark spent 12¢ on a yo-yo and 37¢ on a lollipop. How much did Mark spend in all?


¢

Alice has 25¢. Kate has 46¢. How much do they have in all?

¢

Sam has 2 quarters, 2 dimes, 3 nickels, and 7 pennies. How much money does Sam have?

¢





Counting Money & Counting by 5s

A. Use the fewest number of bills and coins possible for each amount.

amount	\$5	\$1	25¢	10¢	5¢	1¢
\$1.12						
\$6.31						
\$12.69						

B. Count by 5s. Fill in the blanks.



13

18

C. Solve the addition problems.

$$\begin{array}{r} 11 \\ + 5 \\ \hline \end{array}$$

$$\begin{array}{r} 56 \\ + 5 \\ \hline \end{array}$$

$$\begin{array}{r} 5 \\ + 25 \\ \hline \end{array}$$

$$\begin{array}{r} 14 \\ + 5 \\ \hline \end{array}$$

$$\begin{array}{r} 27 \\ + 5 \\ \hline \end{array}$$

$$\begin{array}{r} 5 \\ + 63 \\ \hline \end{array}$$

$$\begin{array}{r} 95 \\ + 5 \\ \hline \end{array}$$

$$\begin{array}{r} 5 \\ + 87 \\ \hline \end{array}$$

$$\begin{array}{r} 42 \\ + 5 \\ \hline \end{array}$$

$$\begin{array}{r} 5 \\ + 78 \\ \hline \end{array}$$

$$\begin{array}{r} 30 \\ + 5 \\ \hline \end{array}$$

$$\begin{array}{r} 109 \\ + 5 \\ \hline \end{array}$$


Counting Money & Let's Review!

A. Solve each word problem. Write your answer.

The total is \$0.92. You have 9 dimes.
How many pennies do you need? _____

The total is \$1.55. You have 8 dimes.
How many quarters do you need? _____

The total is \$0.95. You have 7 nickels.
How many dimes do you need? _____



B. How much more money would you need to make 100¢?



+

¢

C. Solve the addition and subtraction problems.

$$623 + 10 = \underline{\hspace{2cm}}$$



$$478 + 10 = \underline{\hspace{2cm}}$$

$$359 - 10 = \underline{\hspace{2cm}}$$

$$215 - 10 = \underline{\hspace{2cm}}$$

D. Solve the problems and fill in the blanks.



✓ What comes next? 905, 805, 705, _____, _____, _____

✓ In 258, what is the value of the 5? _____

✓ Laura saw 3 cows in the pasture. How many legs did she see? _____

✓ How many nickels do you need to make 35 cents? _____

Counting Money & Subtracting 2-Digits

A. Color all the pennies brown. Write the total amount of money.



= \$



= \$



= \$



B. Solve the subtraction problems.

$$\begin{array}{r} 61 \\ - 32 \\ \hline \end{array}$$

$$\begin{array}{r} 74 \\ - 56 \\ \hline \end{array}$$

$$\begin{array}{r} 52 \\ - 13 \\ \hline \end{array}$$

$$\begin{array}{r} 98 \\ - 34 \\ \hline \end{array}$$

$$\begin{array}{r} 70 \\ - 25 \\ \hline \end{array}$$

$$\begin{array}{r} 38 \\ - 32 \\ \hline \end{array}$$

$$\begin{array}{r} 75 \\ - 37 \\ \hline \end{array}$$

$$\begin{array}{r} 83 \\ - 50 \\ \hline \end{array}$$

$$\begin{array}{r} 34 \\ - 19 \\ \hline \end{array}$$





$$\begin{array}{r} 63 \\ - 25 \\ \hline \end{array}$$

$$\begin{array}{r} 92 \\ - 38 \\ \hline \end{array}$$

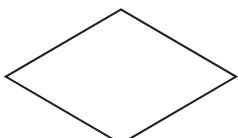

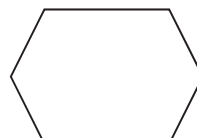

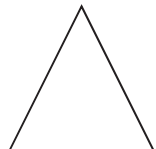
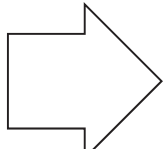
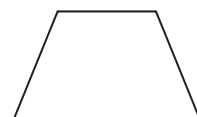
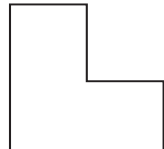
$$\begin{array}{r} 58 \\ - 18 \\ \hline \end{array}$$

Making Change & Equal Parts

A. For each item you buy, determine how much change you would receive.

You buy	You pay	You receive
 \$0.10	\$1.00	
 \$0.27	\$1.00	
 \$0.36	\$1.00	
 \$0.55	\$1.00	
 \$0.73	\$1.00	
 \$0.99	\$1.00	

B. Draw a line to cut each shape into two equal parts.

Making Change

Determine your change for each purchase. Write the equation and the answer.

Peach



20¢

Lemon



35¢

Pear



60¢

Apple



29¢

Banana



10¢

You buy a peach and
pay one dollar.
What's your change?

$$\begin{array}{r} 100¢ \\ - 20¢ \\ \hline \end{array}$$

You buy a pear
with a dollar bill.
What's your change?



You buy a banana
and pay one dollar.
What's your change?



You buy two peaches
with a dollar bill.
What's your change?



You buy a lemon and
pay one dollar.
What's your change?



You buy an apple
with a dollar bill.
What's your change?



You buy two lemons
and pay one dollar.
What's your change?



You buy two apples
with a dollar bill.
What's your change?



Subtracting Money

A. Solve the subtraction problems.

$$\begin{array}{r} \$0.65 \\ - \$0.21 \\ \hline \end{array}$$

$$\begin{array}{r} \$0.87 \\ - \$0.23 \\ \hline \end{array}$$

$$\begin{array}{r} \$0.47 \\ - \$0.12 \\ \hline \end{array}$$

$$\begin{array}{r} \$1.00 \\ - \$0.11 \\ \hline \end{array}$$

$$\begin{array}{r} \$0.84 \\ - \$0.35 \\ \hline \end{array}$$

$$\begin{array}{r} \$0.35 \\ - \$0.27 \\ \hline \end{array}$$

$$\begin{array}{r} \$0.72 \\ - \$0.56 \\ \hline \end{array}$$

$$\begin{array}{r} \$0.52 \\ - \$0.52 \\ \hline \end{array}$$

$$\begin{array}{r} \$0.95 \\ - \$0.78 \\ \hline \end{array}$$

$$\begin{array}{r} \$1.00 \\ - \$0.37 \\ \hline \end{array}$$

$$\begin{array}{r} \$0.71 \\ - \$0.29 \\ \hline \end{array}$$

$$\begin{array}{r} \$0.85 \\ - \$0.38 \\ \hline \end{array}$$

B. Can you solve these money riddles? Choose the correct answer.



I am more than 15 cents.
My coins are the same color.
What am I?

I am less than a quarter.
I make an odd number of
cents. What am I?



Adding 2-Digits with Regrouping

A. Solve the addition problems.

$$\begin{array}{r} 83 \\ + 19 \\ \hline \end{array}$$

$$\begin{array}{r} 68 \\ + 62 \\ \hline \end{array}$$

$$\begin{array}{r} 65 \\ + 23 \\ \hline \end{array}$$

$$\begin{array}{r} 16 \\ + 75 \\ \hline \end{array}$$

$$\begin{array}{r} 38 \\ + 58 \\ \hline \end{array}$$

$$\begin{array}{r} 39 \\ + 74 \\ \hline \end{array}$$

$$\begin{array}{r} 45 \\ + 89 \\ \hline \end{array}$$

$$\begin{array}{r} 42 \\ + 67 \\ \hline \end{array}$$

$$\begin{array}{r} 28 \\ + 67 \\ \hline \end{array}$$

$$\begin{array}{r} 59 \\ + 49 \\ \hline \end{array}$$

$$\begin{array}{r} 43 \\ + 26 \\ \hline \end{array}$$

$$\begin{array}{r} 81 \\ + 69 \\ \hline \end{array}$$

$$\begin{array}{r} 78 \\ + 45 \\ \hline \end{array}$$

$$\begin{array}{r} 19 \\ + 68 \\ \hline \end{array}$$

$$\begin{array}{r} 15 \\ + 57 \\ \hline \end{array}$$

$$\begin{array}{r} 23 \\ + 50 \\ \hline \end{array}$$

$$\begin{array}{r} 85 \\ + 35 \\ \hline \end{array}$$


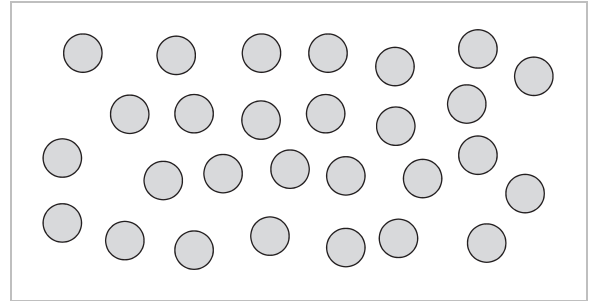

$$\begin{array}{r} 46 \\ + 39 \\ \hline \end{array}$$

B. Find and circle 6 horizontal hidden addition problems in the grid.

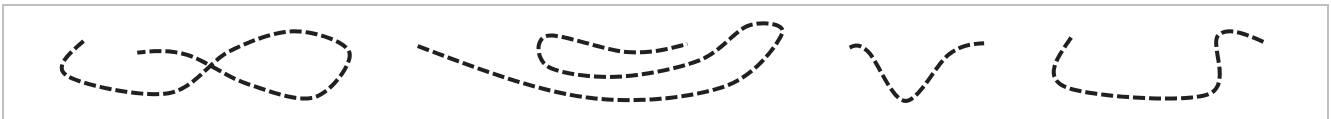
5	2 + 4 = 6	2	7	8	1	2	7	9	3		
6	4	2	3	9	5	4	9	3	8	5	1
3	3	6	1	3	2	6	5	1	2	4	5
4	7	2	7	4	3	7	9	4	6	9	8
1	6	3	8	5	9	4	6	7	5	2	7

Estimation & Comparison

A. Estimate and compare the numbers of objects using $>$, $<$, or $=$.



B. Circle the shortest string in each set.



C. Complete the comparisons. Many solutions are possible.

 < 46

 $76 >$


 $45 < 16 +$

 > 38
 $20 <$


 $88 < 52 +$

 > 62
 $84 >$


 $25 > 30 -$


Rounding to 10s & Money Word Problems

A. Round each number to the nearest ten. Circle the rounded number.

20 24 30	10 12 20	50 57 60
70 75 80	30 36 40	30 31 40
40 42 50	20 25 30	40 48 50
80 89 90	60 63 70	80 84 90

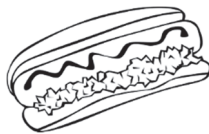
B. Look at the menu and answer the questions.

Burger



47¢

Hotdog



30¢

Drink



25¢

Apple



16¢

Cookie



9¢

How much would a burger and an apple cost?

¢

Jenny bought two cookies with \$1.00. What's her change?

¢

Mia spent 55¢ on 2 items. What did she buy?

YOUR WORK AREA



Rounding to 10s & Let's Review!

A. Round each number to the nearest ten. Circle the rounded number.

40 41 50	70 78 80	30 36 40
20 25 30	10 17 20	80 82 90
70 73 80	50 50 60	60 64 70

B. Solve the addition and subtraction problems.

$$\begin{array}{r} 145 \\ + 302 \\ \hline \end{array}$$

$$\begin{array}{r} 427 \\ + 235 \\ \hline \end{array}$$

$$\begin{array}{r} 249 \\ + 100 \\ \hline \end{array}$$

$$\begin{array}{r} 756 \\ - 243 \\ \hline \end{array}$$

$$\begin{array}{r} 172 \\ - 92 \\ \hline \end{array}$$

C. What is the next problem? Find the pattern.

$$\begin{array}{r} 25 \\ + 1 \\ \hline \end{array}$$

$$\begin{array}{r} 35 \\ + 2 \\ \hline \end{array}$$

$$\begin{array}{r} 45 \\ + 3 \\ \hline \end{array}$$

$$\begin{array}{r} 55 \\ + 4 \\ \hline \end{array}$$

D. Solve the problems and fill in the blanks.


- ✓ Measure the length of this workbook from top to bottom. How long is it?

Inches


- ✓ Amber has 16 candies. Her sister has twice as many. How many candies does her sister have?

Rounding to 100s & Adding 2-Digits

A. Round each number to the nearest hundred. Circle the rounded number.

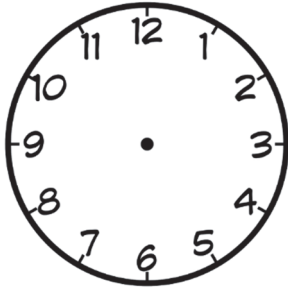
100	163	200		300	314	400
600	642	700		700	786	800
800	897	900		400	458	500
200	225	300		0	39	100

B. Look at the letter values and find the value of each name.

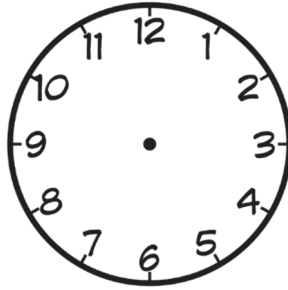
Letter Values			SAM	RON
A – 1	K – 11	U – 21		
B – 2	L – 12	V – 22		
C – 3	M – 13	W – 23		
D – 4	N – 14	X – 24		
E – 5	O – 15	Y – 25	KATE	MY NAME
F – 6	P – 16	Z – 26		
G – 7	Q – 17			
H – 8	R – 18			
I – 9	S – 19			
J – 10	T – 20			

Telling Time & Let's Review!

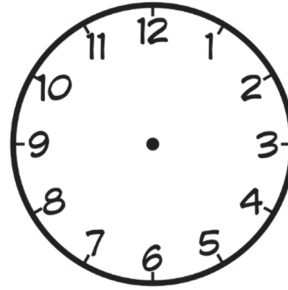
A. Draw the hands on each clock face to show the time.



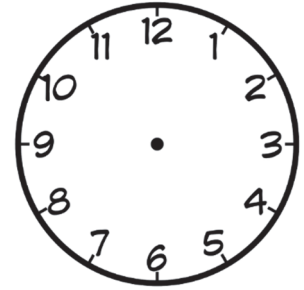
2:45



9:30



11:15



6:45

B. Write the words as numbers.

sixty-eight _____

ninety-seven _____

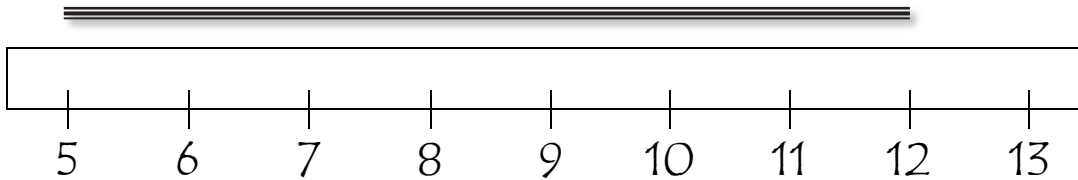


C. Write the amounts of money.

twelve dollars _____

eighteen dollars _____

D. Leah has a broken ruler to measure the string. How long is it?



UNITS

E. Solve the problems and fill in the blanks.

✓ What comes next? 325, 323, 321, 319, _____, _____, _____

✓ 4 tens + 5 hundreds + 3 hundreds + 3 ones = _____

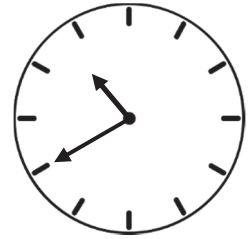
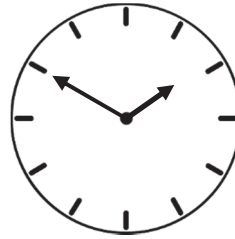



✓ How many legs do six cows have in total? _____

✓ How many wings do five ducks have in total? _____



Telling Time & Comparing Lengths

A. Draw lines to match each clock with the correct time.



6:05

1:50

10:10

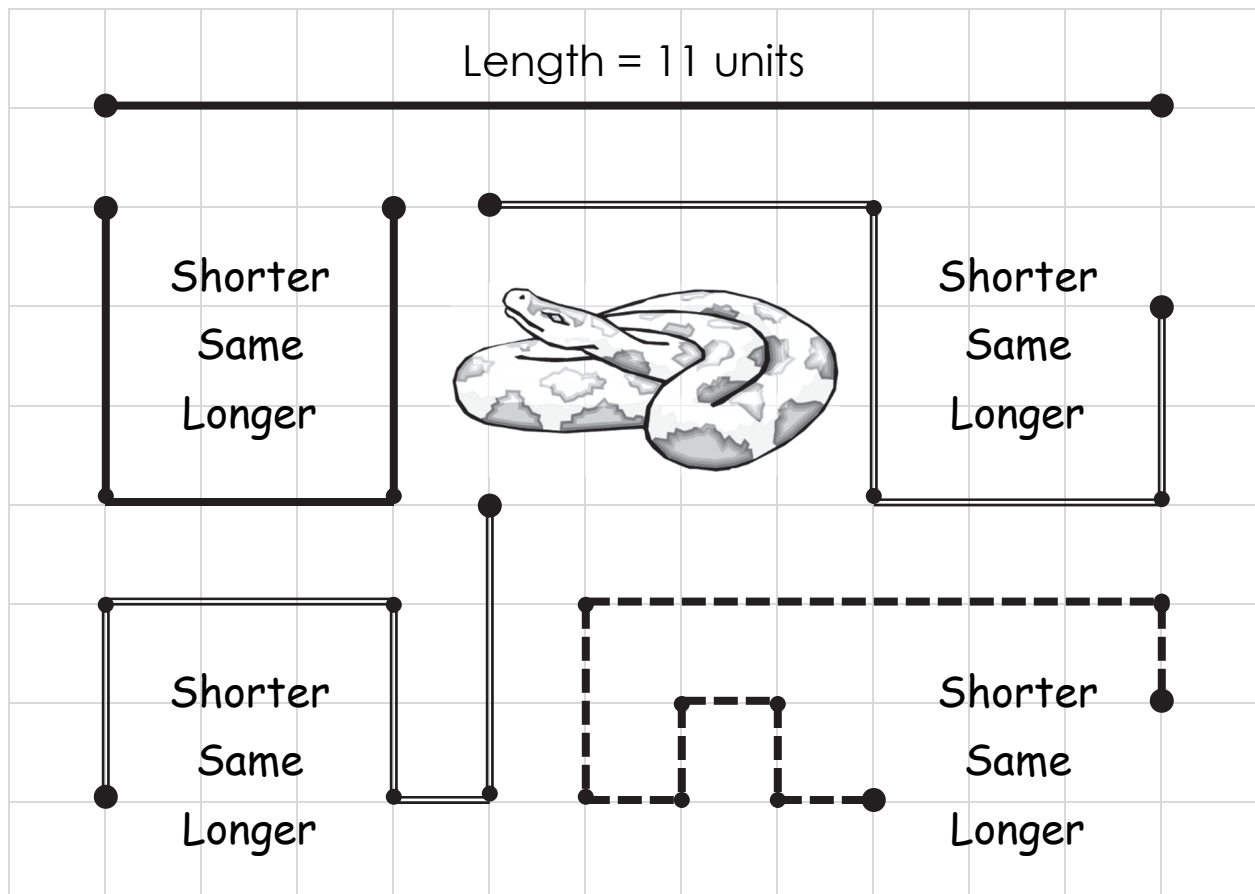
12:20

10:40

9:35



B. Compare the length of each path with the straight path. Circle your answers.





Time Words & Let's Review!

A. Draw lines to match each digital time with the correct word form.

2:30 •

• quarter past five

5:15 •

• five after four

6:10 •

• half past two

4:05 •

• twenty after nine

9:20 •

• ten after six



B. Solve the subtraction problems.



879	86	14	15	13	14
– 245	– 37	– 4	– 8	– 9	– 7
<div style="border: 1px solid black; height: 40px; width: 100%;"></div>	<div style="border: 1px solid black; height: 40px; width: 100%;"></div>	<div style="border: 1px solid black; height: 40px; width: 100%;"></div>	<div style="border: 1px solid black; height: 40px; width: 100%;"></div>	<div style="border: 1px solid black; height: 40px; width: 100%;"></div>	<div style="border: 1px solid black; height: 40px; width: 100%;"></div>


C. Solve the problems and fill in the blanks.

✓ 6 hundreds + 4 tens + 19 ones = _____

✓ It's 5:25. What time will be in 2 hours? _____

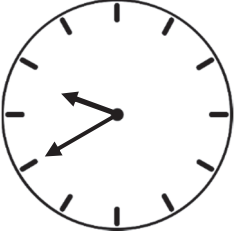


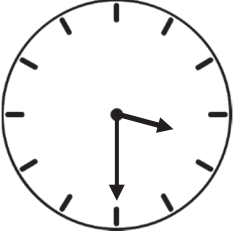












✓ What comes next? 509, 506, 503, _____, _____

✓ Maya has 58 stickers. Will has 34 stickers. How many more stickers does Maya have than Will? _____




Time and Word Cards

Cut out the time and word cards below. Cut them into rectangles. Place them face down and find the matches.

 9:40	 6:45	 1:50	 3:30
 20 minutes to 10	 15 minutes to 7	 10 minutes to 2	 30 minutes to 4
 5:05	 8:35	 5:20	 11:10
 55 minutes to 6	 25 minutes to 9	 40 minutes to 6	 50 minutes to 12


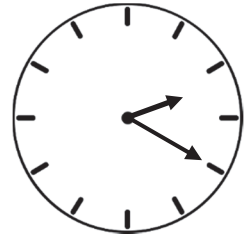
Time Words & Adding 2-Digits

A. Draw lines to match each clock with the time in word form.





quarter to five

quarter past ten



half past twelve

ten to twelve



twenty after two

twenty to seven



B. Solve the addition problems.

$$\begin{array}{r} 69 \\ + 23 \\ \hline \end{array}$$

$$\begin{array}{r} 73 \\ + 74 \\ \hline \end{array}$$

$$\begin{array}{r} 47 \\ + 25 \\ \hline \end{array}$$

$$\begin{array}{r} 56 \\ + 34 \\ \hline \end{array}$$

$$\begin{array}{r} 91 \\ + 75 \\ \hline \end{array}$$

$$\begin{array}{r} 20 \\ + 45 \\ \hline \end{array}$$

$$\begin{array}{r} 45 \\ + 49 \\ \hline \end{array}$$

$$\begin{array}{r} 74 \\ + 38 \\ \hline \end{array}$$

$$\begin{array}{r} 54 \\ + 24 \\ \hline \end{array}$$

$$\begin{array}{r} 27 \\ + 36 \\ \hline \end{array}$$

$$\begin{array}{r} 68 \\ + 45 \\ \hline \end{array}$$

$$\begin{array}{r} 63 \\ + 32 \\ \hline \end{array}$$

Telling Time & Subtracting 1-Digit

A. What time is it? Circle the correct time.



1:40
8:03
12:40



6:51
7:10
10:35



1:04
1:19
4:07



5:42
6:42
8:29

B. Solve the subtraction problems.

$$\begin{array}{r} 85 \\ - 7 \\ \hline \end{array}$$

$$\begin{array}{r} 19 \\ - 5 \\ \hline \end{array}$$

$$\begin{array}{r} 45 \\ - 6 \\ \hline \end{array}$$

$$\begin{array}{r} 27 \\ - 7 \\ \hline \end{array}$$

$$\begin{array}{r} 32 \\ - 7 \\ \hline \end{array}$$

$$\begin{array}{r} 12 \\ - 9 \\ \hline \end{array}$$

$$\begin{array}{r} 48 \\ - 5 \\ \hline \end{array}$$

$$\begin{array}{r} 60 \\ - 4 \\ \hline \end{array}$$

$$\begin{array}{r} 43 \\ - 6 \\ \hline \end{array}$$

$$\begin{array}{r} 77 \\ - 4 \\ \hline \end{array}$$

$$\begin{array}{r} 64 \\ - 8 \\ \hline \end{array}$$

$$\begin{array}{r} 21 \\ - 4 \\ \hline \end{array}$$

Telling Time & Adding 2-Digits


A. What time is it? Circle the correct time.



1:32

2:32

6:08



8:48

9:41


10:40



4:57

5:57

11:24



6:58

7:58

11:35

B. Solve the addition problems.

$$\begin{array}{r} 86 \\ + 17 \\ \hline \square \end{array}$$

$$\begin{array}{r} 64 \\ + 74 \\ \hline \square \end{array}$$

$$\begin{array}{r} 10 \\ + 23 \\ \hline \square \end{array}$$

$$\begin{array}{r} 80 \\ + 46 \\ \hline \square \end{array}$$

$$\begin{array}{r} 45 \\ + 35 \\ \hline \square \end{array}$$

$$\begin{array}{r} 23 \\ + 49 \\ \hline \square \end{array}$$

$$\begin{array}{r} 35 \\ + 84 \\ \hline \square \end{array}$$

$$\begin{array}{r} 76 \\ + 20 \\ \hline \square \end{array}$$

$$\begin{array}{r} 42 \\ + 94 \\ \hline \square \end{array}$$

$$\begin{array}{r} 17 \\ + 33 \\ \hline \square \end{array}$$

$$\begin{array}{r} 74 \\ + 28 \\ \hline \square \end{array}$$

$$\begin{array}{r} 99 \\ + 54 \\ \hline \square \end{array}$$

Telling Time & Subtracting 2-Digits

A. What time is it? Circle the correct time.



3:46

9:17

9:20



4:42

8:20

8:21



6:53

7:53

10:35



6:03

12:34

1:35

B. Solve the subtraction problems.

$$\begin{array}{r} 37 \\ - 34 \\ \hline \end{array}$$

$$\begin{array}{r} 26 \\ - 10 \\ \hline \end{array}$$

$$\begin{array}{r} 75 \\ - 29 \\ \hline \end{array}$$

$$\begin{array}{r} 52 \\ - 25 \\ \hline \end{array}$$

$$\begin{array}{r} 64 \\ - 27 \\ \hline \end{array}$$

$$\begin{array}{r} 79 \\ - 28 \\ \hline \end{array}$$

$$\begin{array}{r} 62 \\ - 37 \\ \hline \end{array}$$

$$\begin{array}{r} 50 \\ - 35 \\ \hline \end{array}$$

$$\begin{array}{r} 82 \\ - 46 \\ \hline \end{array}$$

$$\begin{array}{r} 68 \\ - 43 \\ \hline \end{array}$$

$$\begin{array}{r} 91 \\ - 33 \\ \hline \end{array}$$

$$\begin{array}{r} 48 \\ - 12 \\ \hline \end{array}$$



Time Words & Venn Diagrams

A. Write each time in digital form.

quarter of eight _____

twenty to four _____

five past five _____

eleven past two _____

quarter past six _____

thirteen to twelve _____

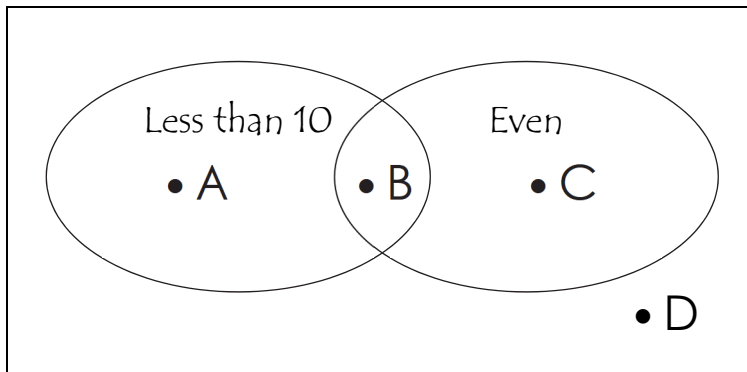
quarter to three _____

quarter to eleven _____

half past eleven _____

eighteen past ten _____

B. Use the diagram to answer YES or NO to the questions.



✓ Could A be 15? _____

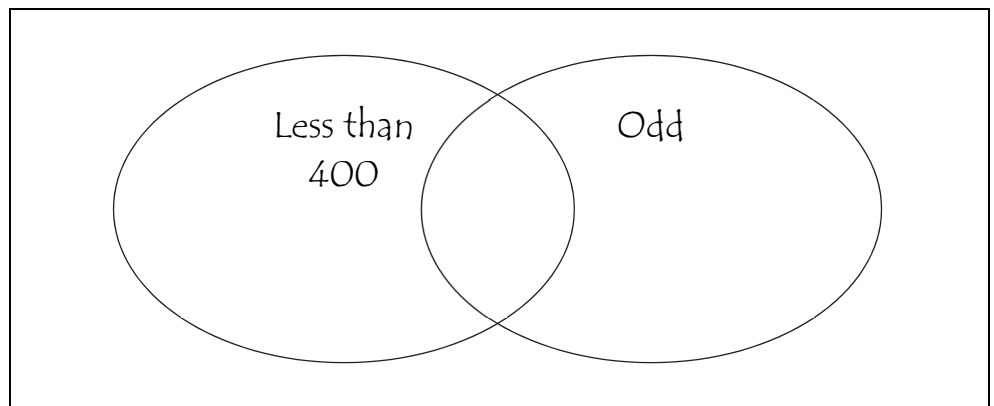
✓ Could B be 8? _____

✓ Could C be 10? _____

✓ Could D be 9? _____

C. Put each number into the appropriate space of the Venn diagram.

102 341
789 926
218 453



Adding 3-Digits

Add 3-digit numbers. Use the base ten blocks from the next two worksheets.

	8	7	5
+	3	1	4

	9	7	6
+	1	2	2

	2	3	5
+	6	1	3

	5	0	6
+	7	4	8

	6	9	7
+	5	4	0

	2	3	1
+	3	6	8

	4	8	3
+	6	7	4

	4	3	5
+	1	2	6



	9	6	4
+	2	7	6

	5	1	9
+	2	6	9

	2	5	8
+	2	4	3

	2	6	4
+	7	8	9

	8	5	5
+	4	6	7

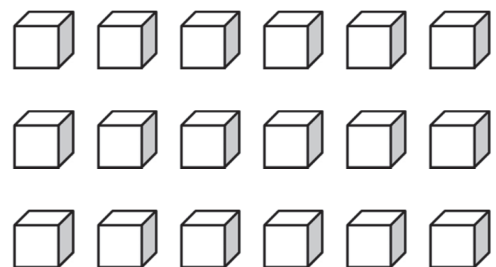
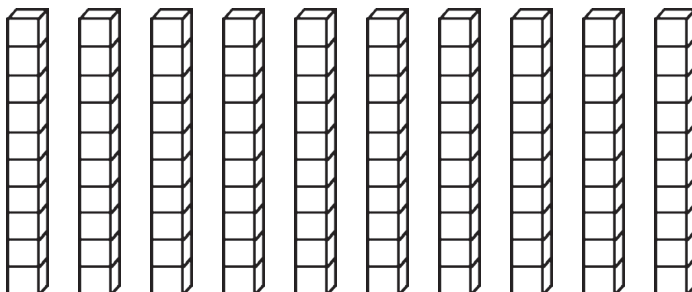
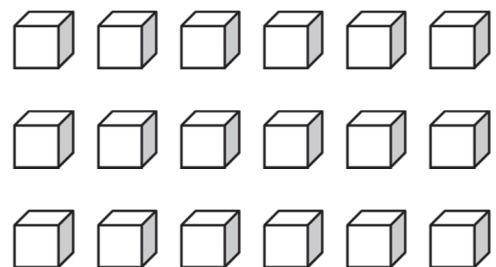
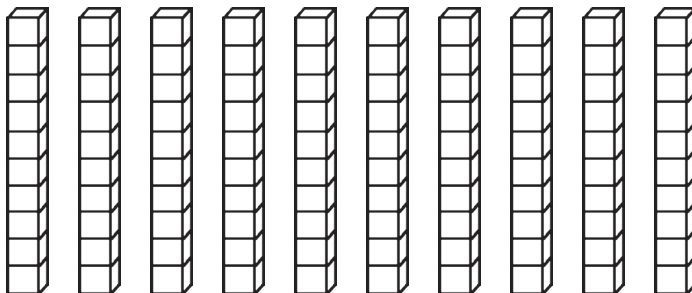
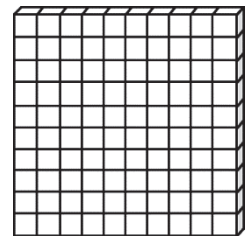
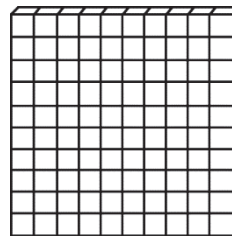

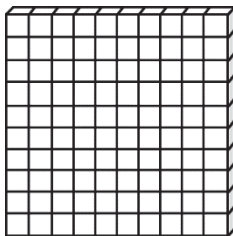
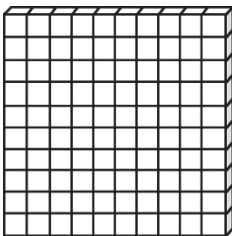
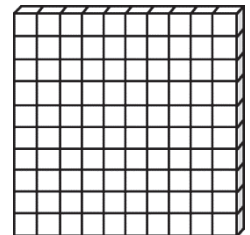
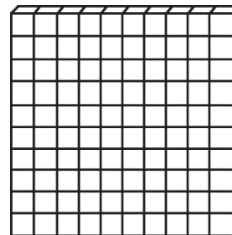

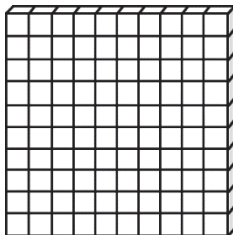
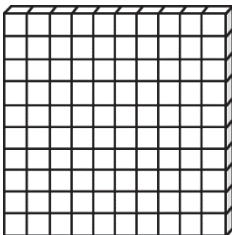
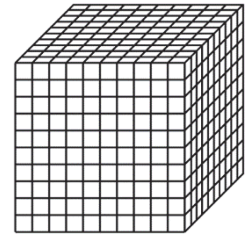
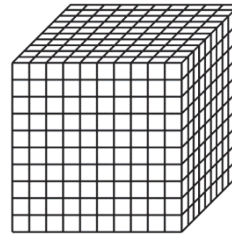
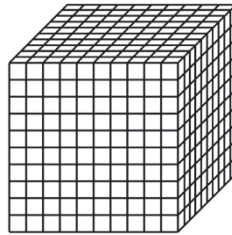
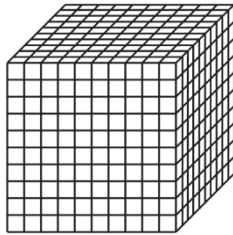
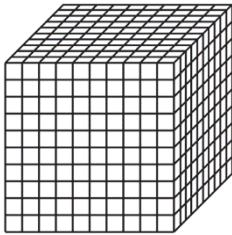
	7	2	0
+	9	6	5

	2	3	5
+	4	9	3

	2	9	7
+	6	1	3

Base Ten Blocks I

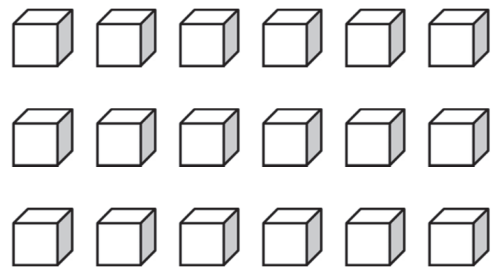
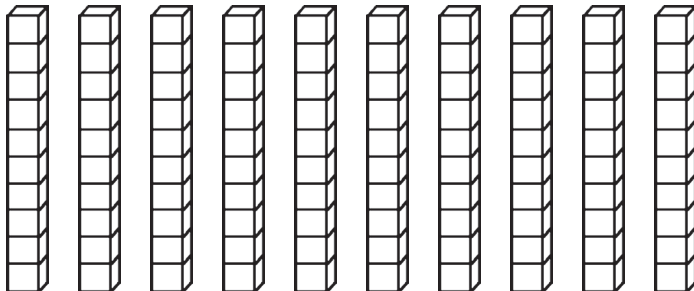
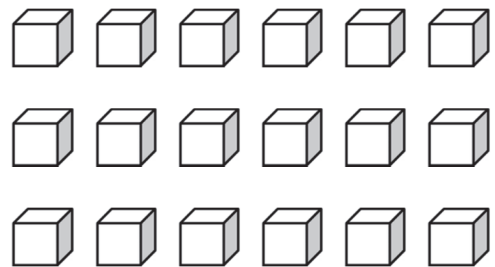
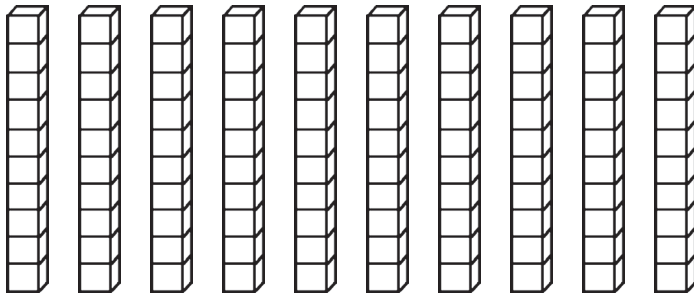
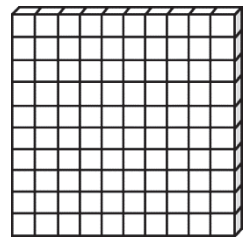

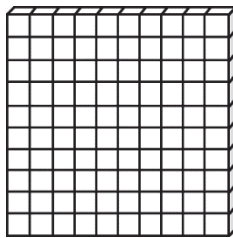
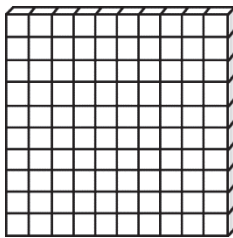
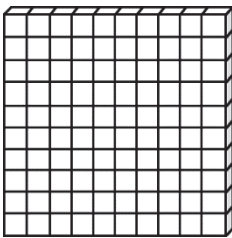
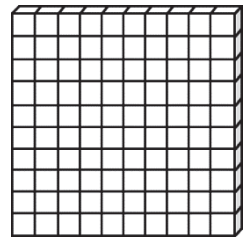

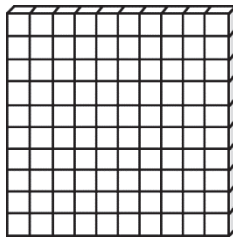
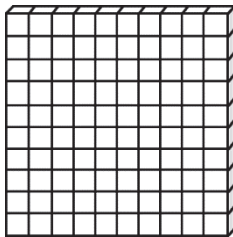
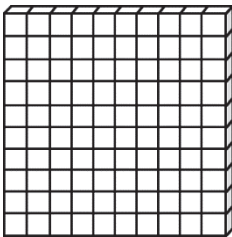
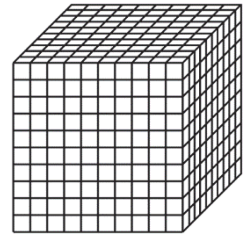
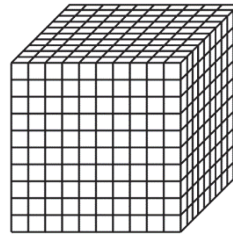
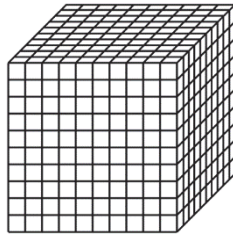
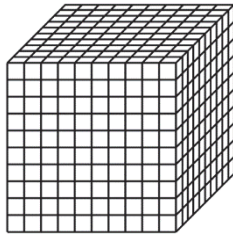
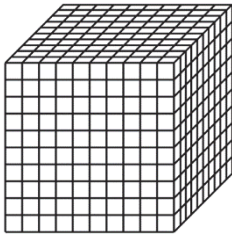
Cut out the blocks below. Use them to practice adding and subtracting 3-digits.





Base Ten Blocks II

Cut out the blocks below. Use them to practice adding and subtracting 3-digits.





Rounding to 10s & Adding 3-Digits

A. Round each number to the nearest ten. Circle the rounded number.

50 52 60

80 87 90

40 45 50

10 13 20

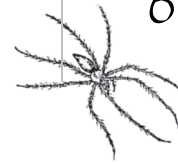
60 64 70

20 28 30

70 79 80

20 26 30

60 61 70



B. Solve the addition problems.

$$\begin{array}{r} 353 \\ + 118 \\ \hline \end{array}$$

$$\begin{array}{r} 141 \\ + 673 \\ \hline \end{array}$$

$$\begin{array}{r} 469 \\ + 675 \\ \hline \end{array}$$

$$\begin{array}{r} 234 \\ + 153 \\ \hline \end{array}$$

$$\begin{array}{r} 573 \\ + 485 \\ \hline \end{array}$$

$$\begin{array}{r} 748 \\ + 866 \\ \hline \end{array}$$

$$\begin{array}{r} 208 \\ + 537 \\ \hline \end{array}$$

$$\begin{array}{r} 932 \\ + 564 \\ \hline \end{array}$$

$$\begin{array}{r} 873 \\ + 865 \\ \hline \end{array}$$

$$\begin{array}{r} 232 \\ + 952 \\ \hline \end{array}$$

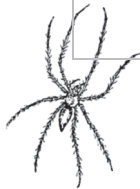
$$\begin{array}{r} 934 \\ + 634 \\ \hline \end{array}$$

$$\begin{array}{r} 461 \\ + 343 \\ \hline \end{array}$$

$$\begin{array}{r} 889 \\ + 578 \\ \hline \end{array}$$

$$\begin{array}{r} 257 \\ + 352 \\ \hline \end{array}$$

$$\begin{array}{r} 239 \\ + 623 \\ \hline \end{array}$$



Rounding to 100s & Adding 3-Digits

A. Round each number to the nearest hundred. Circle the rounded number.

100 192 200

700 749 800

500 516 600

300 365 400

800 834 900

200 270 300



B. Solve the addition problems.

$$\begin{array}{r} 227 \\ + 634 \\ \hline \end{array}$$

$$\begin{array}{r} 342 \\ + 420 \\ \hline \end{array}$$

$$\begin{array}{r} 425 \\ + 546 \\ \hline \end{array}$$

$$\begin{array}{r} 843 \\ + 798 \\ \hline \end{array}$$

$$\begin{array}{r} 780 \\ + 693 \\ \hline \end{array}$$

$$\begin{array}{r} 465 \\ + 784 \\ \hline \end{array}$$

$$\begin{array}{r} 718 \\ + 542 \\ \hline \end{array}$$

$$\begin{array}{r} 821 \\ + 759 \\ \hline \end{array}$$

$$\begin{array}{r} 328 \\ + 261 \\ \hline \end{array}$$

$$\begin{array}{r} 967 \\ + 549 \\ \hline \end{array}$$

$$\begin{array}{r} 339 \\ + 898 \\ \hline \end{array}$$

$$\begin{array}{r} 485 \\ + 950 \\ \hline \end{array}$$

$$\begin{array}{r} 556 \\ + 236 \\ \hline \end{array}$$

$$\begin{array}{r} 676 \\ + 474 \\ \hline \end{array}$$

$$\begin{array}{r} 260 \\ + 768 \\ \hline \end{array}$$

Adding 2-Digits & Estimating Sums

A. Solve the addition problems to find the actual sums.

$\begin{array}{r} 78 \\ + 93 \\ \hline \end{array}$	$\begin{array}{r} 23 \\ + 16 \\ \hline \end{array}$	$\begin{array}{r} 47 \\ + 26 \\ \hline \end{array}$	$\begin{array}{r} 68 \\ + 76 \\ \hline \end{array}$	$\begin{array}{r} 84 \\ + 42 \\ \hline \end{array}$	$\begin{array}{r} 48 \\ + 16 \\ \hline \end{array}$
---	---	---	---	---	---

B. Estimate the sums to the nearest ten. Round the numbers to the nearest ten and then add them. The first one is done for you!

$\begin{array}{r} 78 \rightarrow 80 \\ + 93 \rightarrow + 90 \\ \hline \end{array}$ estimate: 170		$\begin{array}{r} 23 \rightarrow \\ + 16 \rightarrow + \\ \hline \end{array}$ estimate: 	
---	--	---	--

$\begin{array}{r} 47 \rightarrow \\ + 26 \rightarrow + \\ \hline \end{array}$ estimate: 		$\begin{array}{r} 68 \rightarrow \\ + 76 \rightarrow + \\ \hline \end{array}$ estimate: 	
---	---	---	--

$\begin{array}{r} 84 \rightarrow \\ + 42 \rightarrow + \\ \hline \end{array}$ estimate: 		$\begin{array}{r} 48 \rightarrow \\ + 16 \rightarrow + \\ \hline \end{array}$ estimate: 	
---	---	---	--

C. Compare the actual sums and the estimated sums. Are they good estimates?

Subtracting 2-Digits & Estimating Differences

A. Solve the subtraction problems to find the actual differences.

$\begin{array}{r} 76 \\ - 21 \\ \hline \end{array}$	$\begin{array}{r} 64 \\ - 47 \\ \hline \end{array}$	$\begin{array}{r} 88 \\ - 16 \\ \hline \end{array}$	$\begin{array}{r} 70 \\ - 27 \\ \hline \end{array}$	$\begin{array}{r} 52 \\ - 28 \\ \hline \end{array}$	$\begin{array}{r} 71 \\ - 56 \\ \hline \end{array}$
---	---	---	---	---	---

B. Estimate the differences to the nearest ten. Round the numbers to the nearest ten and then subtract them. The first one is done for you!

$$\begin{array}{r} 76 \rightarrow 80 \\ - 21 \rightarrow - 20 \\ \hline \text{estimate: } 60 \end{array}$$



$$\begin{array}{r} 64 \rightarrow \\ - 47 \rightarrow - \\ \hline \text{estimate: } \end{array}$$

$$\begin{array}{r} 88 \rightarrow \\ - 16 \rightarrow - \\ \hline \text{estimate: } \end{array}$$



$$\begin{array}{r} 70 \rightarrow \\ - 27 \rightarrow - \\ \hline \text{estimate: } \end{array}$$

$$\begin{array}{r} 52 \rightarrow \\ - 28 \rightarrow - \\ \hline \text{estimate: } \end{array}$$



$$\begin{array}{r} 71 \rightarrow \\ - 56 \rightarrow - \\ \hline \text{estimate: } \end{array}$$

C. Compare the actual differences and the estimated differences. Are they good estimates?

Estimating Sums & Subtracting to 20

A. Estimate the sums by rounding the numbers to the nearest ten. Solve the actual problems as well. Review Lesson 53 to help you.


$$\begin{array}{r} 36 \rightarrow \\ + 45 \rightarrow + \\ \hline \square \\ \hline \square \end{array}$$

$$\begin{array}{r} 93 \rightarrow \\ + 18 \rightarrow + \\ \hline \square \\ \hline \square \end{array}$$

$$\begin{array}{r} 55 \rightarrow \\ + 75 \rightarrow + \\ \hline \square \\ \hline \square \end{array}$$

$$\begin{array}{r} 61 \rightarrow \\ + 87 \rightarrow + \\ \hline \square \\ \hline \square \end{array}$$

$$\begin{array}{r} 80 \rightarrow \\ + 54 \rightarrow + \\ \hline \square \\ \hline \square \end{array}$$



$$\begin{array}{r} 42 \rightarrow \\ + 34 \rightarrow + \\ \hline \square \\ \hline \square \end{array}$$

$$\begin{array}{r} 22 \rightarrow \\ + 61 \rightarrow + \\ \hline \square \\ \hline \square \end{array}$$



$$\begin{array}{r} 76 \rightarrow \\ + 27 \rightarrow + \\ \hline \square \\ \hline \square \end{array}$$

$$\begin{array}{r} 47 \rightarrow \\ + 34 \rightarrow + \\ \hline \square \\ \hline \square \end{array}$$


B. Solve the subtraction problems.

$$\begin{array}{|c|} \hline 19 \\ \hline \end{array} \xrightarrow{-5} \begin{array}{|c|} \hline \square \\ \hline \end{array} \xrightarrow{-3} \begin{array}{|c|} \hline \square \\ \hline \end{array} \xrightarrow{-2} \begin{array}{|c|} \hline \square \\ \hline \end{array}$$

$$\begin{array}{|c|} \hline - \\ 3 \\ \hline \end{array}$$



$$\begin{array}{|c|} \hline - \\ 2 \\ \hline \end{array}$$



$$\begin{array}{|c|} \hline - \\ 3 \\ \hline \end{array}$$




$$\begin{array}{|c|} \hline - \\ 4 \\ \hline \end{array}$$


$$\begin{array}{|c|} \hline \square \\ \hline \end{array} \xrightarrow{-4} \begin{array}{|c|} \hline \square \\ \hline \end{array} \xrightarrow{-4} \begin{array}{|c|} \hline \square \\ \hline \end{array} \xrightarrow{-3} \begin{array}{|c|} \hline \square \\ \hline \end{array}$$

Estimating Differences & Counting Coins

A. Estimate the differences by rounding the numbers to the nearest ten. Solve the actual problems as well. Review Lesson 54 to help you.

58 →	72 →	56 →
− 32 → −	− 50 → −	− 25 → −
<div style="display: inline-block; width: 60px; height: 40px; border: 1px solid black; background-color: white;"></div>	<div style="display: inline-block; width: 60px; height: 40px; border: 1px solid black; background-color: white;"></div>	<div style="display: inline-block; width: 60px; height: 40px; border: 1px solid black; background-color: white;"></div>

79 →		89 →	78 →
− 64 → −		− 42 → −	− 36 → −
<div style="display: inline-block; width: 60px; height: 40px; border: 1px solid black; background-color: white;"></div>		<div style="display: inline-block; width: 60px; height: 40px; border: 1px solid black; background-color: white;"></div>	<div style="display: inline-block; width: 60px; height: 40px; border: 1px solid black; background-color: white;"></div>

95 →	67 →		97 →
− 23 → −	− 56 → −		− 34 → −
<div style="display: inline-block; width: 60px; height: 40px; border: 1px solid black; background-color: white;"></div>	<div style="display: inline-block; width: 60px; height: 40px; border: 1px solid black; background-color: white;"></div>		<div style="display: inline-block; width: 60px; height: 40px; border: 1px solid black; background-color: white;"></div>

B. Write the total amounts in cents.



2 dimes + 5 nickels + 2 pennies = _____ ¢

1 quarter + 3 dimes + 4 pennies = _____ ¢

2 quarters + 3 nickels + 8 pennies = _____ ¢

1 quarter + 4 dimes + 5 nickels + 5 pennies = _____ ¢

Estimating Sums & Telling Time

A. Estimate the sums by rounding the numbers to the nearest ten. Solve the actual problems as well. Review Lesson 53 to help you.

$$\begin{array}{r} 42 \rightarrow \\ + 38 \rightarrow + \\ \hline \square \\ \hline \square \end{array}$$

$$\begin{array}{r} 53 \rightarrow \\ + 82 \rightarrow + \\ \hline \square \\ \hline \square \end{array}$$

$$\begin{array}{r} 89 \rightarrow \\ + 75 \rightarrow + \\ \hline \square \\ \hline \square \end{array}$$

$$\begin{array}{r} 23 \rightarrow \\ + 43 \rightarrow + \\ \hline \square \\ \hline \square \end{array}$$

$$\begin{array}{r} 67 \rightarrow \\ + 54 \rightarrow + \\ \hline \square \\ \hline \square \end{array}$$

$$\begin{array}{r} 85 \rightarrow \\ + 67 \rightarrow + \\ \hline \square \\ \hline \square \end{array}$$

$$\begin{array}{r} 50 \rightarrow \\ + 35 \rightarrow + \\ \hline \square \\ \hline \square \end{array}$$

$$\begin{array}{r} 76 \rightarrow \\ + 23 \rightarrow + \\ \hline \square \\ \hline \square \end{array}$$

$$\begin{array}{r} 91 \rightarrow \\ + 62 \rightarrow + \\ \hline \square \\ \hline \square \end{array}$$




B. What time is it? Write the time underneath each clock.



:



:




:

Estimating Differences & Comparing Numbers

A. Estimate the differences by rounding the numbers to the nearest ten. Solve the actual problems as well. Review Lesson 54 to help you.

$$\begin{array}{r} 59 \rightarrow \\ - 27 \rightarrow - \\ \hline \square \\ \hline \square \end{array}$$


$$\begin{array}{r} 83 \rightarrow \\ - 50 \rightarrow - \\ \hline \square \\ \hline \square \end{array}$$


$$\begin{array}{r} 92 \rightarrow \\ - 45 \rightarrow - \\ \hline \square \\ \hline \square \end{array}$$

$$\begin{array}{r} 60 \rightarrow \\ - 54 \rightarrow - \\ \hline \square \\ \hline \square \end{array}$$

$$\begin{array}{r} 83 \rightarrow \\ - 17 \rightarrow - \\ \hline \square \\ \hline \square \end{array}$$

$$\begin{array}{r} 58 \rightarrow \\ - 15 \rightarrow - \\ \hline \square \\ \hline \square \end{array}$$

$$\begin{array}{r} 67 \rightarrow \\ - 23 \rightarrow - \\ \hline \square \\ \hline \square \end{array}$$


$$\begin{array}{r} 54 \rightarrow \\ - 36 \rightarrow - \\ \hline \square \\ \hline \square \end{array}$$

$$\begin{array}{r} 92 \rightarrow \\ - 68 \rightarrow - \\ \hline \square \\ \hline \square \end{array}$$

B. For each pair, circle the greater number.

122 344

535 232

400 500

135 138

670 760

278 540

455 445

234 342

786 876

345 456

605 506

770 370



Subtracting 3-Digits

Subtract 3-digit numbers. Use the base ten blocks from Lesson 50 to help you.

	8	6	2
-	4	7	4

	7	7	3
-	5	5	6

	8	4	2
-	4	6	8

	9	5	1
-	3	2	3

	7	6	9
-	3	3	4

	8	4	3
-	6	9	7

	9	8	4
-	1	2	8

	5	6	2
-	2	3	5

	6	5	0
-	5	3	6

	5	3	2
-	2	5	9

	4	7	8
-	2	2	4

	7	3	6
-	6	9	5



Subtracting 3-Digits

Subtract 3-digit numbers. Use the base ten blocks from Lesson 50 to help you.

	3	5	7
-	1	2	6

	4	7	2
-	3	2	8

	7	4	8
-	3	7	4

	8	2	1
-	5	6	4

	2	3	2
-	1	5	6

	7	9	9
-	1	4	5

	7	7	3
-	4	5	9

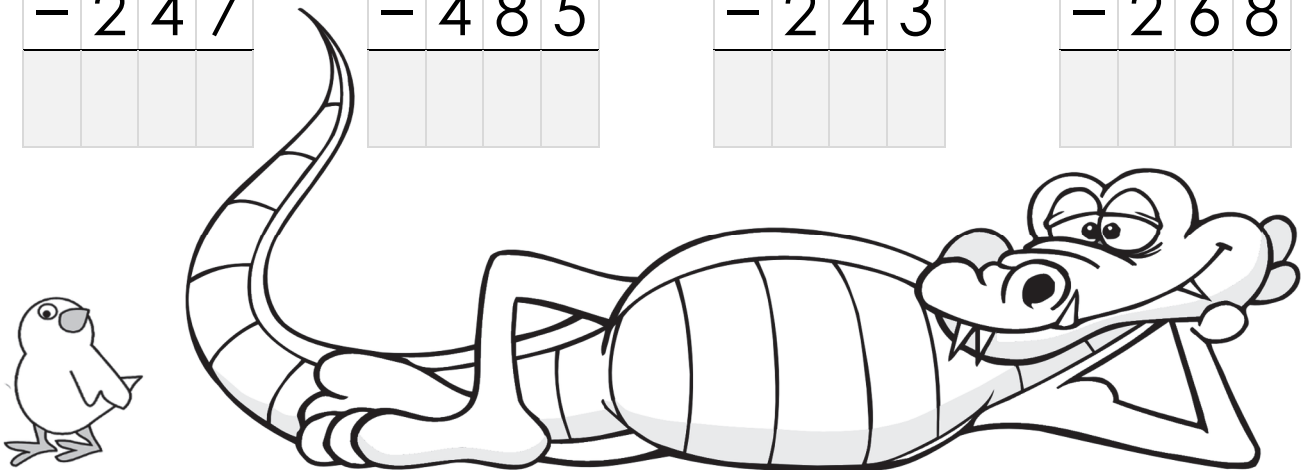
	7	1	2
-	6	3	9

	5	8	9
-	2	4	7

	6	5	7
-	4	8	5

	3	2	5
-	2	4	3

	9	4	3
-	2	6	8



Subtracting 3-Digits

Subtract 3-digit numbers. Use the base ten blocks from Lesson 50 to help you.

	9	2	3
-	8	3	2

	7	8	2
-	2	0	6

	9	5	2
-	2	8	7

	9	3	4
-	5	6	2

	4	6	1
-	3	5	9

	6	7	9
-	3	2	4

	7	3	1
-	2	5	7

	5	9	0
-	4	5	3

	6	2	8
-	5	6	5

	7	4	5
-	3	8	9

	2	7	8
-	1	5	4

	4	7	2
-	2	3	7



Estimating Sums & Adding 3-Digits


Estimate the sums by rounding the numbers to the nearest hundred. Solve the actual problems for the first four as well.

$$\begin{array}{r} 378 \rightarrow \\ + 239 \rightarrow + \\ \hline \end{array}$$




$$\begin{array}{r} 785 \rightarrow \\ + 863 \rightarrow + \\ \hline \end{array}$$

$$\begin{array}{r} 453 \rightarrow \\ + 897 \rightarrow + \\ \hline \end{array}$$




$$\begin{array}{r} 728 \rightarrow \\ + 683 \rightarrow + \\ \hline \end{array}$$

$$\begin{array}{r} 638 \rightarrow \\ + 568 \rightarrow + \\ \hline \text{estimate:} \end{array}$$



$$\begin{array}{r} 207 \rightarrow \\ + 554 \rightarrow + \\ \hline \text{estimate:} \end{array}$$

$$\begin{array}{r} 891 \rightarrow \\ + 626 \rightarrow + \\ \hline \text{estimate:} \end{array}$$



$$\begin{array}{r} 432 \rightarrow \\ + 237 \rightarrow + \\ \hline \text{estimate:} \end{array}$$

$$\begin{array}{r} 853 \rightarrow \\ + 728 \rightarrow + \\ \hline \text{estimate:} \end{array}$$



$$\begin{array}{r} 624 \rightarrow \\ + 394 \rightarrow + \\ \hline \text{estimate:} \end{array}$$

Estimating Differences & Subtracting 3-Digits

Estimate the differences by rounding the numbers to the nearest hundred.

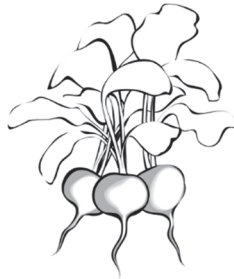
Solve the actual problems for the first four as well.

$$\begin{array}{r} 928 \rightarrow \\ - 524 \rightarrow - \\ \hline \end{array}$$



$$\begin{array}{r} 647 \rightarrow \\ - 290 \rightarrow - \\ \hline \end{array}$$

$$\begin{array}{r} 896 \rightarrow \\ - 134 \rightarrow - \\ \hline \end{array}$$



$$\begin{array}{r} 827 \rightarrow \\ - 562 \rightarrow - \\ \hline \end{array}$$

$$\begin{array}{r} 761 \rightarrow \\ - 438 \rightarrow - \\ \hline \text{estimate:} \end{array}$$



$$\begin{array}{r} 743 \rightarrow \\ - 286 \rightarrow - \\ \hline \text{estimate:} \end{array}$$

$$\begin{array}{r} 441 \rightarrow \\ - 373 \rightarrow - \\ \hline \text{estimate:} \end{array}$$



$$\begin{array}{r} 835 \rightarrow \\ - 329 \rightarrow - \\ \hline \text{estimate:} \end{array}$$

$$\begin{array}{r} 750 \rightarrow \\ - 195 \rightarrow - \\ \hline \text{estimate:} \end{array}$$



$$\begin{array}{r} 881 \rightarrow \\ - 207 \rightarrow - \\ \hline \text{estimate:} \end{array}$$

Estimating Sums & Adding 3-Digits

Estimate the sums by rounding the numbers to the nearest hundred. Solve the actual problems for the first four as well.

$$\begin{array}{r} 370 \rightarrow \\ + 876 \rightarrow + \\ \hline \end{array}$$



$$\begin{array}{r} 278 \rightarrow \\ + 648 \rightarrow + \\ \hline \end{array}$$

$$\begin{array}{r} 976 \rightarrow \\ + 287 \rightarrow + \\ \hline \end{array}$$



$$\begin{array}{r} 804 \rightarrow \\ + 650 \rightarrow + \\ \hline \end{array}$$

$$\begin{array}{r} 243 \rightarrow \\ + 847 \rightarrow + \\ \hline \text{estimate:} \end{array}$$



$$\begin{array}{r} 862 \rightarrow \\ + 594 \rightarrow + \\ \hline \text{estimate:} \end{array}$$

$$\begin{array}{r} 389 \rightarrow \\ + 411 \rightarrow + \\ \hline \text{estimate:} \end{array}$$



$$\begin{array}{r} 230 \rightarrow \\ + 734 \rightarrow + \\ \hline \text{estimate:} \end{array}$$

$$\begin{array}{r} 252 \rightarrow \\ + 394 \rightarrow + \\ \hline \text{estimate:} \end{array}$$



$$\begin{array}{r} 814 \rightarrow \\ + 529 \rightarrow + \\ \hline \text{estimate:} \end{array}$$

Estimating Differences & Subtracting 3-Digits


Estimate the differences by rounding the numbers to the nearest hundred.
Solve the actual problems for the first four as well.

$$\begin{array}{r} 724 \rightarrow \\ - 342 \rightarrow - \\ \hline \end{array}$$



$$\begin{array}{r} 527 \rightarrow \\ - 105 \rightarrow - \\ \hline \end{array}$$

$$\begin{array}{r} 632 \rightarrow \\ - 594 \rightarrow - \\ \hline \end{array}$$




$$\begin{array}{r} 612 \rightarrow \\ - 451 \rightarrow - \\ \hline \end{array}$$

$$\begin{array}{r} 866 \rightarrow \\ - 439 \rightarrow - \\ \hline \text{estimate:} \end{array}$$




$$\begin{array}{r} 813 \rightarrow \\ - 458 \rightarrow - \\ \hline \text{estimate:} \end{array}$$

$$\begin{array}{r} 462 \rightarrow \\ - 386 \rightarrow - \\ \hline \text{estimate:} \end{array}$$



$$\begin{array}{r} 923 \rightarrow \\ - 285 \rightarrow - \\ \hline \text{estimate:} \end{array}$$

$$\begin{array}{r} 626 \rightarrow \\ - 354 \rightarrow - \\ \hline \text{estimate:} \end{array}$$



$$\begin{array}{r} 942 \rightarrow \\ - 728 \rightarrow - \\ \hline \text{estimate:} \end{array}$$

Estimating Sums & Adding 4-Digits

A. Estimate the sums by rounding the numbers to the nearest hundred.

$$\begin{array}{r} 8584 \rightarrow \\ + 3205 \rightarrow + \\ \hline \end{array}$$

$$\begin{array}{r} 9228 \rightarrow \\ + 6158 \rightarrow + \\ \hline \end{array}$$

$$\begin{array}{r} 3928 \rightarrow \\ + 6249 \rightarrow + \\ \hline \end{array}$$

$$\begin{array}{r} 7868 \rightarrow \\ + 4762 \rightarrow + \\ \hline \end{array}$$



B. Estimate the sums by rounding the numbers to the nearest thousand.

$$\begin{array}{r} 4352 \rightarrow \\ + 6787 \rightarrow + \\ \hline \end{array}$$

$$\begin{array}{r} 8334 \rightarrow \\ + 5607 \rightarrow + \\ \hline \end{array}$$

$$\begin{array}{r} 2983 \rightarrow \\ + 6065 \rightarrow + \\ \hline \end{array}$$

$$\begin{array}{r} 7554 \rightarrow \\ + 7456 \rightarrow + \\ \hline \end{array}$$



C. Choose four problems above to find the exact sums. You can solve all eight problems if you want!



Estimating Differences & Subtracting 4-Digits

A. Estimate the differences by rounding the numbers to the nearest hundred.

$$\begin{array}{r} 4665 \rightarrow \\ - 1258 \rightarrow - \\ \hline \end{array}$$

$$\begin{array}{r} 8578 \rightarrow \\ - 4937 \rightarrow - \\ \hline \end{array}$$

$$\begin{array}{r} 5930 \rightarrow \\ - 1675 \rightarrow - \\ \hline \end{array}$$



$$\begin{array}{r} 7278 \rightarrow \\ - 3693 \rightarrow - \\ \hline \end{array}$$

B. Estimate the differences by rounding the numbers to the nearest thousand.

$$\begin{array}{r} 8362 \rightarrow \\ - 5756 \rightarrow - \\ \hline \end{array}$$

$$\begin{array}{r} 7432 \rightarrow \\ - 5867 \rightarrow - \\ \hline \end{array}$$

$$\begin{array}{r} 9116 \rightarrow \\ - 6569 \rightarrow - \\ \hline \end{array}$$



$$\begin{array}{r} 5819 \rightarrow \\ - 2982 \rightarrow - \\ \hline \end{array}$$

C. Choose four problems above to find the exact differences. You can solve all eight problems if you want!



Estimating Sums & Adding 4-Digits

A. Estimate the sums by rounding the numbers to the nearest hundred.

$$\begin{array}{r} 5275 \rightarrow \\ + 5386 \rightarrow + \\ \hline \end{array}$$

$$\begin{array}{r} 2875 \rightarrow \\ + 7260 \rightarrow + \\ \hline \end{array}$$

$$\begin{array}{r} 5468 \rightarrow \\ + 7882 \rightarrow + \\ \hline \end{array}$$



$$\begin{array}{r} 4946 \rightarrow \\ + 8563 \rightarrow + \\ \hline \end{array}$$

B. Estimate the sums by rounding the numbers to the nearest thousand.

$$\begin{array}{r} 8250 \rightarrow \\ + 5279 \rightarrow + \\ \hline \end{array}$$


$$\begin{array}{r} 9719 \rightarrow \\ + 3755 \rightarrow + \\ \hline \end{array}$$



$$\begin{array}{r} 7253 \rightarrow \\ + 6564 \rightarrow + \\ \hline \end{array}$$

$$\begin{array}{r} 6189 \rightarrow \\ + 5067 \rightarrow + \\ \hline \end{array}$$

C. Choose four problems above to find the exact sums. You can solve all eight problems if you want!



Estimating Differences & Subtracting 4-Digits

A. Estimate the differences by rounding the numbers to the nearest hundred.

$$\begin{array}{r} 8752 \rightarrow \\ - 5434 \rightarrow - \\ \hline \end{array}$$

$$\begin{array}{r} 9459 \rightarrow \\ - 2825 \rightarrow - \\ \hline \end{array}$$

$$\begin{array}{r} 7422 \rightarrow \\ - 4585 \rightarrow - \\ \hline \end{array}$$

$$\begin{array}{r} 8050 \rightarrow \\ - 2537 \rightarrow - \\ \hline \end{array}$$



B. Estimate the differences by rounding the numbers to the nearest thousand.

$$\begin{array}{r} 6720 \rightarrow \\ - 3594 \rightarrow - \\ \hline \end{array}$$

$$\begin{array}{r} 9126 \rightarrow \\ - 3471 \rightarrow - \\ \hline \end{array}$$

$$\begin{array}{r} 8723 \rightarrow \\ - 5369 \rightarrow - \\ \hline \end{array}$$

$$\begin{array}{r} 2244 \rightarrow \\ - 1570 \rightarrow - \\ \hline \end{array}$$



C. Choose four problems above to find the exact differences. You can solve all eight problems if you want!



Elapsed Time & Subtracting to 20

A. Write the time for each clock and calculate the elapsed time.



The first clock _____

The second clock _____

Elapsed: _____



The first clock _____

The second clock _____

Elapsed: _____






The first clock _____

The second clock _____

Elapsed: _____

B. Solve the subtraction problems.

20	→ - 4		→ - 4		→ - 4	
↓ - 2		↓ - 3		↓ - 5		↓ - 4
	→ - 5		→ - 6		→ - 3	



Understanding Multiplication

A. For each repeated addition, fill in the boxes.

Repeated Addition	Groups	Factors	Product
$2 + 2 + 2$		2×3	6
$4 + 4$			
$3 + 3 + 3$			
$5 + 5$			
$4 + 4 + 4$			

B. For each multiplication, fill in the boxes.

Factors	Array	Commutative Property	Product
2×3		3×2	6
4×2			
5×2			
5×3			



Multiplying by 10 and 9

A. Let's practice multiplying by 10. Here's the quick way to multiply by 10:


When you multiply by 10, just add **0** to the end.

$$3 \times 10 = \underline{30}$$

$$4 \times 10 = \underline{\quad}$$

$$78 \times 10 = \underline{\quad}$$

$$53 \times 10 = \underline{\quad}$$



$$140 \times 10 = \underline{1400}$$

$$295 \times 10 = \underline{\quad}$$

$$500 \times 10 = \underline{\quad}$$

$$628 \times 10 = \underline{\quad}$$

B. Let's practice multiplying a single digit number times 9. Here's the quick way:

First, subtract **1** from the number multiplied by 9 to get the tens digit.

Second, subtract this tens digit from **9** to get the ones digit.

First, $4 - 1 = 3$


Second, $9 - 3 = 6$

$$4 \times 9 = \underline{36}$$

$$9 \times 8 = \underline{\quad}$$

$$7 \times 9 = \underline{\quad}$$

$$3 \times 9 = \underline{\quad}$$



$$9 \times 9 = \underline{\quad}$$

$$5 \times 9 = \underline{\quad}$$

$$9 \times 2 = \underline{\quad}$$

$$6 \times 9 = \underline{\quad}$$






Multiplication & Counting Money

A. Let's practice multiplying by 0 and 1.

$8 \times 0 = \underline{\hspace{2cm}}$

$1 \times 6 = \underline{\hspace{2cm}}$

$0 \times 9 = \underline{\hspace{2cm}}$



$7 \times 1 = \underline{\hspace{2cm}}$

$3 \times 0 = \underline{\hspace{2cm}}$

$1 \times 5 = \underline{\hspace{2cm}}$

B. For each multiplication, fill in the blanks.

$2 \times 4 = \quad ** \quad ** \quad ** \quad ** \quad = \quad 4 \times 2 = \underline{\hspace{2cm}} \quad \underline{\hspace{2cm}}$

$5 \times 3 = \quad ***** \quad ***** \quad ***** \quad = \underline{\hspace{2cm}} \quad \underline{\hspace{2cm}}$

$3 \times 4 = \quad *** \quad *** \quad *** \quad *** \quad = \underline{\hspace{2cm}} \quad \underline{\hspace{2cm}}$

$8 \times 2 = \quad ********* \quad ********* \quad = \underline{\hspace{2cm}} \quad \underline{\hspace{2cm}}$

C. Draw lines to match the same amounts.

7 nickels + 7 pennies •

• \$0.26

2 dimes + 6 pennies •

• \$0.85

3 quarters + 1 dime •

• \$0.42

4 dimes + 6 nickels •

• \$0.70

Multiplying by 5 & Elapsed Time

A. Let's practice multiplying by 5. Here's the quick way to multiply by 5:

To multiply 5 by an **even** number:

The tens digit is half the number. The ones digit is **0**

To multiply 5 by an **odd** number:

Subtract 1 from the number and halve the answer to get the tens digit.

The ones digit is **5**.

Half of 4 = 2

$$5 \times 4 = \underline{20}$$

$$8 \times 5 = \underline{\quad}$$

$$5 \times 6 = \underline{\quad}$$

7 - 1 = 6, Half of 6 = 3

$$7 \times 5 = \underline{35}$$

$$5 \times 3 = \underline{\quad}$$

$$9 \times 5 = \underline{\quad}$$



B. Complete the table by finding the time.

Start Time	Elapsed Time	End Time
5:35 A.M.	2 hours 45 minutes	
7:20 A.M.		2:25 P.M.
9:40 A.M.	7 hours 25 minutes	
11:55 A.M.		3:10 P.M.



Division: Cake Baking

A. Cut out the pieces from the top half of the next page. Make pockets as instructed. Glue your pockets in the space below. Store the pieces in the numbers pocket. Place the pieces in the equation pocket to “write” the equation and answer to the problem below.

Your mother uses two eggs when making a cake.
Today she made two cakes. How many eggs did she use today?

Glue your number and equation pockets here.

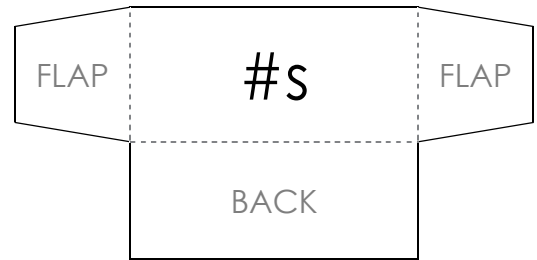


B. Cut out the pieces from the bottom half of the next page. Make pockets and glue them below. Store the pieces in the numbers pocket. Place the pieces in the equation pocket to “write” the equation and answer to the problem below.

If your mother used 4 eggs when she made 2 cakes,
how many eggs does she use to make one cake?

Glue your number and equation pockets here.

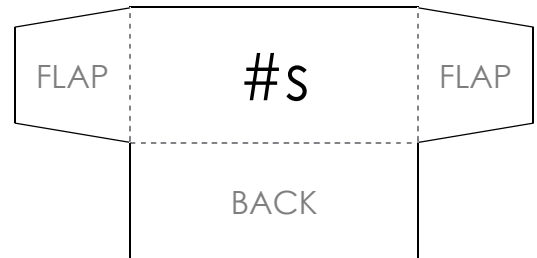
Cut out along the solid lines and fold along the dotted lines. Fold the back section up and then glue down the flaps to form a pocket. Use these 2 pockets and 11 pieces for Part A in Lesson 111.



1	2	3	4	1	2	3	4	x	÷	=
---	---	---	---	---	---	---	---	---	---	---



Cut out along the solid lines and fold along the dotted lines. Fold the back section up and then glue down the flaps to form a pocket. Use these 2 pockets and 11 pieces for Part B in Lesson 111.







1	2	3	4	1	2	3	4	x	÷	=
---	---	---	---	---	---	---	---	---	---	---

Division: Cake Eating


Cut out the cake pieces at the bottom of the page. Place a cake piece under each kid, one at a time, until all the pieces are placed. This will solve the division problem below. Once you solve the problem, glue the cake pieces to the page.

If your mom's cake was cut into 12 pieces and 4 kids were going to eat them, how many pieces of cake could each kid eat?

That's the answer to this: $12 \div 4 = \underline{\hspace{2cm}}$

CUT ALONG DOTTED LINES




Multiplying by 2 & Dividing by 2

A. Multiplying by 2 is doubling the number. Let's practice multiplying by 2.

6	2	3	2	0	8	2	2
$\times 2$	$\times 9$	$\times 2$	$\times 5$	$\times 2$	$\times 2$	$\times 4$	$\times 7$
<input type="text"/>	<input type="text"/>	<input type="text"/>	<input type="text"/>	<input type="text"/>	<input type="text"/>	<input type="text"/>	<input type="text"/>

B. Dividing by 2 is cutting in half. It's doing the opposite of doubling or multiplying by 2. Let's practice dividing by 2.

$$2 \times 2 = 4$$



If I gave you 2 balls, 2 times, you would have 4 balls.

$$4 \div 2 =$$



Divide 4 balls into 2 groups. How many are in each group?

$$3 \times 2 = 6$$



$$6 \div 2 =$$




Draw circles to make 2 groups of balls.

$$8 \div 2 = \underline{\hspace{2cm}}$$

$$12 \div 2 = \underline{\hspace{2cm}}$$

$$16 \div 2 = \underline{\hspace{2cm}}$$



$$10 \div 2 = \underline{\hspace{2cm}}$$

$$14 \div 2 = \underline{\hspace{2cm}}$$

$$18 \div 2 = \underline{\hspace{2cm}}$$

Dividing with 0 and 1 & Perimeter

A. For each problem, fill in the blank and write a division sentence.

If you divide **4** candies into **1** group,
that group will have _____ candies.

$$\square \div \square = \square$$

If you divide **0** candies into **5** groups,
each group will have _____ candies.

$$\square \div \square = \square$$


B. Let's practice dividing with 0 and 1. Like subtraction, you can't switch the numbers in division. It only works one direction.

$$0 \div 8 = \underline{\hspace{2cm}}$$

$$0 \div 3 = \underline{\hspace{2cm}}$$

$$5 \div 1 = \underline{\hspace{2cm}}$$

$$8 \div 1 = \underline{\hspace{2cm}}$$



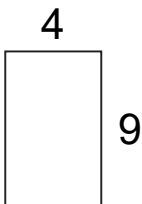
$$7 \div 1 = \underline{\hspace{2cm}}$$

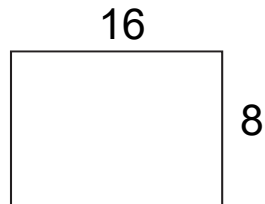
$$6 \div 1 = \underline{\hspace{2cm}}$$

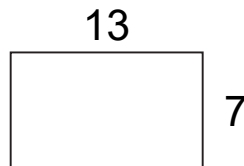
$$0 \div 7 = \underline{\hspace{2cm}}$$

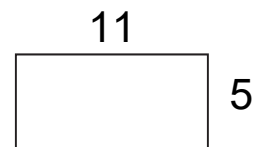
$$4 \div 1 = \underline{\hspace{2cm}}$$

C. Calculate the perimeter of each rectangle.









Money as Decimals

Write the money amounts as decimals.

Seven cents \$0.07

Three dollars \$3.00

Fourteen cents _____

Fifteen dollars _____

Forty-two cents _____

Eighty dollars _____



Two dollars, ten cents _____

Thirteen dollars, eight cents _____

Sixteen dollars, eleven cents _____

Twelve dollars, sixty-one cents _____

Twenty-five dollars, twenty cents _____

Thirty-nine dollars, seventeen cents _____

Seventy-six dollars, ninety-nine cents _____

Eighty-four dollars, twenty-four cents _____

Ninety-seven dollars, thirty-six cents _____

Adding Decimals

Add the decimals. To add decimals:

First, line up the decimal points.

Second, add the numbers as you would add whole numbers.

Third, carry the decimal point directly down into your answer.

1				
2.4	3.5	6.7	9.4	5.8
+ 3.8	+ 4.9	+ 1.8	+ 2.2	+ 7.5
<hr/> 6.2	<hr/>	<hr/>	<hr/>	<hr/>



2.26	2.63	4.32	6.84
+ 8.34	+ 4.86	+ 2.55	+ 6.17
<hr/>	<hr/>	<hr/>	<hr/>

2.37	1.63	9.34	7.65
+ 3.96	+ 9.82	+ 7.46	+ 2.59
<hr/>	<hr/>	<hr/>	<hr/>



Subtracting Decimals

Subtract the decimals. To subtract decimals:

First, line up the decimal points.

Second, subtract the numbers as you would subtract whole numbers.

Third, carry the decimal point directly down into your answer.

$$\begin{array}{r} 4 \quad 13 \\ \cancel{5.3} \\ - 4.8 \\ \hline 0.5 \end{array}$$

$$\begin{array}{r} 6.5 \\ - 4.9 \\ \hline \end{array}$$

$$\begin{array}{r} 7.8 \\ - 3.5 \\ \hline \end{array}$$

$$\begin{array}{r} 8.3 \\ - 5.6 \\ \hline \end{array}$$

$$\begin{array}{r} 4.2 \\ - 3.9 \\ \hline \end{array}$$



$$\begin{array}{r} 5.96 \\ - 5.42 \\ \hline \end{array}$$

$$\begin{array}{r} 7.23 \\ - 5.63 \\ \hline \end{array}$$

$$\begin{array}{r} 8.40 \\ - 6.76 \\ \hline \end{array}$$

$$\begin{array}{r} 9.99 \\ - 4.32 \\ \hline \end{array}$$

$$\begin{array}{r} 9.46 \\ - 9.35 \\ \hline \end{array}$$

$$\begin{array}{r} 8.32 \\ - 4.97 \\ \hline \end{array}$$

$$\begin{array}{r} 7.42 \\ - 6.48 \\ \hline \end{array}$$

$$\begin{array}{r} 9.71 \\ - 2.75 \\ \hline \end{array}$$



Adding Money

A. Solve the money addition problems.

$$\begin{array}{r} \$2.83 \\ + \$6.47 \\ \hline \end{array}$$

$$\begin{array}{r} \$4.95 \\ + \$8.34 \\ \hline \end{array}$$

$$\begin{array}{r} \$2.38 \\ + \$3.42 \\ \hline \end{array}$$

$$\begin{array}{r} \$8.65 \\ + \$7.29 \\ \hline \end{array}$$

$$\begin{array}{r} \$7.24 \\ + \$2.54 \\ \hline \end{array}$$

$$\begin{array}{r} \$9.88 \\ + \$7.15 \\ \hline \end{array}$$

$$\begin{array}{r} \$4.73 \\ + \$5.85 \\ \hline \end{array}$$

$$\begin{array}{r} \$3.42 \\ + \$7.23 \\ \hline \end{array}$$

$$\begin{array}{r} \$6.70 \\ + \$6.58 \\ \hline \end{array}$$


$$\begin{array}{r} \$8.24 \\ + \$3.36 \\ \hline \end{array}$$

$$\begin{array}{r} \$2.49 \\ + \$5.26 \\ \hline \end{array}$$

$$\begin{array}{r} \$7.54 \\ + \$1.58 \\ \hline \end{array}$$

B. Can you solve this money puzzle? Place a coin in each square so that the total at the end of each row and column is correct.



			31¢
			21¢
35¢	11¢	6¢	



Money Word Problems

Solve each word problem. Use the space on the right for your work area.

After buying some cookies for \$5.00, Dan has \$2.50 left. How much money did Dan have to begin with?

After buying some pencils for \$4.75, Rick has \$6.50 left. How much money did Rick have to begin with?

Henry gives \$5.75 to Anne. If Henry started with \$8.00, how much money does he have left?

After buying some cards for \$4.50, Alice has \$3.75 left. How much money did Alice have to begin with?

Will has \$6.50 and Orson has \$5.25. How much more money does Will have than Orson?



Adding and Subtracting Money

Solve the money addition and subtraction problems.

$$\begin{array}{r} \$95.63 \\ + \$32.05 \\ \hline \end{array}$$

$$\begin{array}{r} \$82.28 \\ + \$63.47 \\ \hline \end{array}$$

$$\begin{array}{r} \$49.38 \\ + \$45.49 \\ \hline \end{array}$$

$$\begin{array}{r} \$38.68 \\ + \$48.52 \\ \hline \end{array}$$




$$\begin{array}{r} \$86.87 \\ - \$34.42 \\ \hline \end{array}$$

$$\begin{array}{r} \$83.63 \\ - \$35.29 \\ \hline \end{array}$$

$$\begin{array}{r} \$60.34 \\ - \$36.07 \\ \hline \end{array}$$

$$\begin{array}{r} \$74.30 \\ - \$57.85 \\ \hline \end{array}$$



You can add and subtract money in different currencies such as pounds, euros, yens, peso, or rands in the same way you add and subtract dollars and cents.

$$\begin{array}{r} £29.84 \\ + £61.65 \\ \hline \end{array}$$

$$\begin{array}{r} €62.48 \\ - €34.36 \\ \hline \end{array}$$

$$\begin{array}{r} ¥75.54 \\ + ¥74.56 \\ \hline \end{array}$$

$$\begin{array}{r} R73.57 \\ - R26.77 \\ \hline \end{array}$$



Adding and Subtracting Money

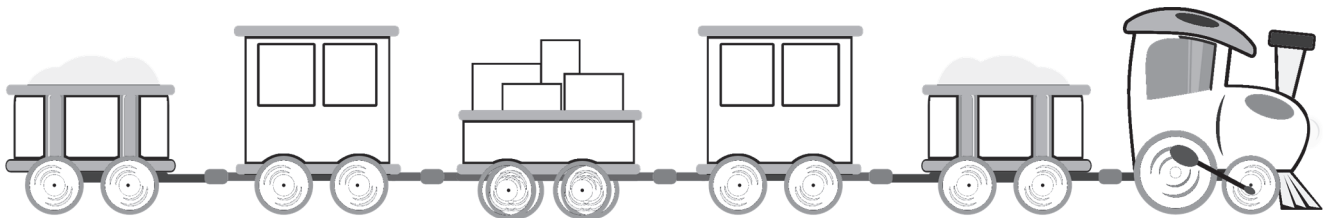
Solve the money addition and subtraction problems.

$$\begin{array}{r} \$52.65 \\ + \$55.87 \\ \hline \end{array}$$

$$\begin{array}{r} \$38.75 \\ + \$62.80 \\ \hline \end{array}$$

$$\begin{array}{r} \$54.97 \\ + \$78.83 \\ \hline \end{array}$$

$$\begin{array}{r} \$49.42 \\ + \$23.67 \\ \hline \end{array}$$




$$\begin{array}{r} \$82.50 \\ - \$56.56 \\ \hline \end{array}$$

$$\begin{array}{r} \$68.20 \\ - \$23.94 \\ \hline \end{array}$$

$$\begin{array}{r} \$98.38 \\ - \$47.59 \\ \hline \end{array}$$

$$\begin{array}{r} \$72.42 \\ - \$38.72 \\ \hline \end{array}$$



$$\begin{array}{r} £62.54 \\ + £63.64 \\ \hline \end{array}$$

$$\begin{array}{r} €57.43 \\ - €23.69 \\ \hline \end{array}$$

$$\begin{array}{r} ₱62.89 \\ + ₱50.87 \\ \hline \end{array}$$

$$\begin{array}{r} R33.55 \\ - R15.70 \\ \hline \end{array}$$



Subtracting Money

Solve the money subtraction problems.

$$\begin{array}{r} \$3.56 \\ - \$1.80 \\ \hline \end{array}$$

$$\begin{array}{r} \$8.98 \\ - \$5.26 \\ \hline \end{array}$$

$$\begin{array}{r} \$4.36 \\ - \$0.73 \\ \hline \end{array}$$

$$\begin{array}{r} \$4.50 \\ - \$0.28 \\ \hline \end{array}$$

$$\begin{array}{r} \$9.24 \\ - \$5.58 \\ \hline \end{array}$$

$$\begin{array}{r} \$8.20 \\ - \$3.64 \\ \hline \end{array}$$

$$\begin{array}{r} \$7.25 \\ - \$4.53 \\ \hline \end{array}$$

$$\begin{array}{r} \$6.07 \\ - \$2.44 \\ \hline \end{array}$$

$$\begin{array}{r} \$8.34 \\ - \$4.39 \\ \hline \end{array}$$

$$\begin{array}{r} \$9.30 \\ - \$2.72 \\ \hline \end{array}$$

$$\begin{array}{r} \$6.19 \\ - \$0.93 \\ \hline \end{array}$$

$$\begin{array}{r} \$5.84 \\ - \$0.77 \\ \hline \end{array}$$



$$\begin{array}{r} \$9.91 \\ - \$7.64 \\ \hline \end{array}$$

$$\begin{array}{r} £8.83 \\ - £1.60 \\ \hline \end{array}$$

$$\begin{array}{r} €4.67 \\ - €1.80 \\ \hline \end{array}$$

$$\begin{array}{r} ¥7.40 \\ - ¥2.85 \\ \hline \end{array}$$



Estimating Sums & Time Words

A. Estimate the sums by rounding the numbers to the nearest ten. Solve the actual problems as well. The first one is done for you.

$$\begin{array}{r} 35 \rightarrow 40 \\ + 54 \rightarrow + 50 \\ \hline 89 \quad 90 \end{array}$$

$$\begin{array}{r} 37 \rightarrow \\ + 24 \rightarrow + \\ \hline \end{array}$$

$$\begin{array}{r} 82 \rightarrow \\ + 54 \rightarrow + \\ \hline \end{array}$$

$$\begin{array}{r} 13 \rightarrow \\ + 59 \rightarrow + \\ \hline \end{array}$$

$$\begin{array}{r} 87 \rightarrow \\ + 43 \rightarrow + \\ \hline \end{array}$$

$$\begin{array}{r} 61 \rightarrow \\ + 24 \rightarrow + \\ \hline \end{array}$$

$$\begin{array}{r} 76 \rightarrow \\ + 73 \rightarrow + \\ \hline \end{array}$$

$$\begin{array}{r} 38 \rightarrow \\ + 46 \rightarrow + \\ \hline \end{array}$$

$$\begin{array}{r} 95 \rightarrow \\ + 76 \rightarrow + \\ \hline \end{array}$$

B. Write each time in digital form.

ten to three

half past two

five after one

ten after six

quarter to nine

quarter past five

ten after eleven

twenty to eight

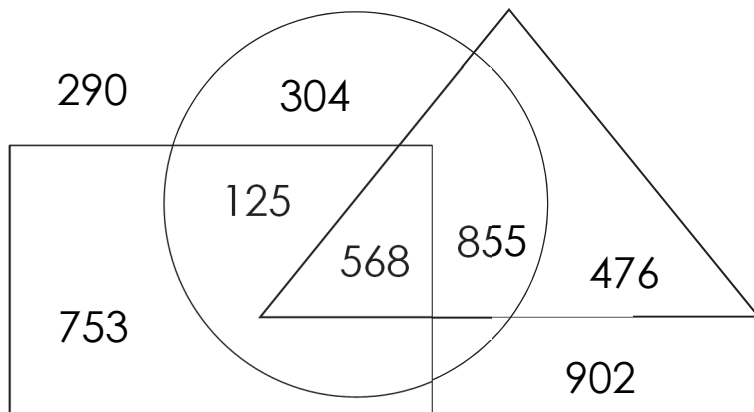


Let's Review!

A. Follow the instructions using **My 100s Chart**.

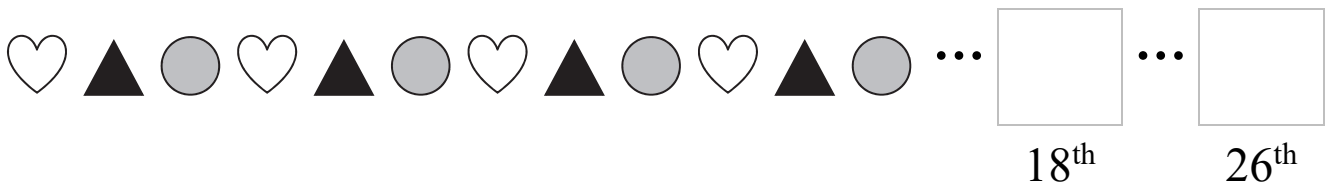
- ✓ Skip count by 2s starting from 2. Circle the numbers in red.
- ✓ Skip count by 5s starting from 5. Circle the numbers in blue.
- ✓ Describe the relationship between skip counting and multiplication.

B. Look at the diagram and answer the question.




I'm inside of the circle.
I'm inside of the triangle.
I'm outside of the rectangle.
What number am I?

C. If you continue the pattern, what will be the 18th and 26th shape?



D. If you continue the pattern, what will be the 20th and 35th shape?





Let's Review!

A. Solve the addition problems.

$$\begin{array}{r} 25 \\ + 55 \\ \hline \end{array}$$



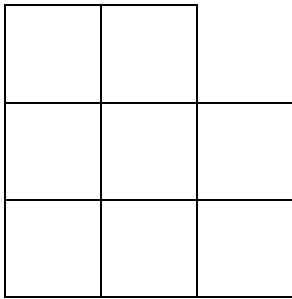
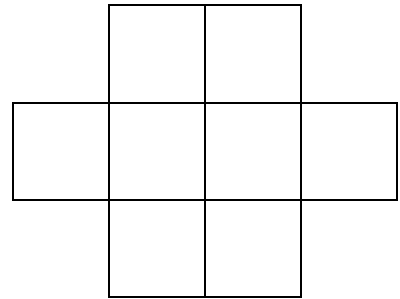
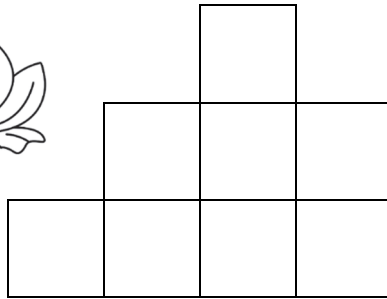

$$\begin{array}{r} 350 \\ + 260 \\ \hline \end{array}$$

$$\begin{array}{r} 122 \\ + 357 \\ \hline \end{array}$$

$$\begin{array}{r} 529 \\ + 312 \\ \hline \end{array}$$

$$\begin{array}{r} 349 \\ + 324 \\ \hline \end{array}$$

B. Color one-half of each shape with your favorite color!




C. Solve the word problem. Use the space on the right for your work area.

A tree has four branches.
Each branch has two nests.
Each nest has five eggs.
How many eggs are there in all?






Let's Review!

A. Write multiplication facts for the array of dots.



$$2 \times 3 = \underline{\quad\quad} \quad 3 \times 2 = \underline{\quad\quad}$$



B. Solve each money word problem. Write the amount in cents.

Henry has 4 dimes, 5 nickels, and 7 pennies. How much money does Henry have in all?

_____ ¢

Orson has 2 quarters, 2 dimes, 3 nickels, and 4 pennies. How much money does Orson have in all?

_____ ¢

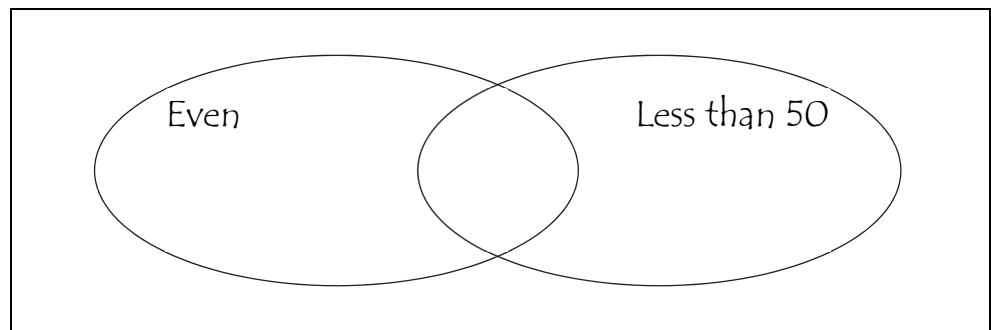
Jacob bought four stickers. Each sticker costs 14¢. How much money did Jacob spend in all?

_____ ¢

C. Put each number into the appropriate space of the Venn diagram.

12 88

67 45



Let's Review! I

A. The tables show how many of each ingredient you need to make treat bags. Complete all the tables. Use **My 100s Chart** to help you.



One Treat Bag

12 peanuts

4 candies

8 pretzels

15 raisins



Two Treat Bags

_____ peanuts

_____ candies

_____ pretzels

_____ raisins

Five Treat Bags

_____ peanuts

_____ candies

_____ pretzels

_____ raisins

Ten Treat Bags


_____ peanuts

_____ candies

_____ pretzels

_____ raisins

B. Complete the next worksheet, too.





Let's Review! II

B. The tally chart shows the number of coins collected by five children.

Barry	Nina	Carol	Matt	Wade

✓ List the children in order from smallest to largest coin collection.

_____ < _____ < _____ < _____ < _____

✓ Wade, Matt, and Barry have _____ coins together.

✓ Wade has _____ more coins than Matt and _____ fewer coins than Carol.

✓ If Carol gives 15 coins to Nina, Carol will have _____ coins.

C. Look at the price of each item and answer the questions.

School Supplies

Pencil - 8¢

Paper - 25¢

Eraser - 7¢

Folder - 17¢

Tape - 20¢

Kate bought one tape and one folder.

How much did she spend in all?

_____ ¢

How much would one pencil, one folder, and one eraser cost?

_____ ¢

Eric spent 14¢. What did he buy?

Justin has 65¢. He buys two items and gets 20¢ change. What does he buy? _____

Laura spent 40¢ on three items. What did she buy? _____

Subtraction Practice

A. Complete the subtraction problems.

$$8 - 3 = \boxed{}$$

$$9 - \boxed{} = 6$$

$$10 - 3 = \boxed{}$$

$$\boxed{} - 7 = 0$$

$$9 - 8 = \boxed{}$$

$$10 - \boxed{} = 3$$



$$10 - 7 = \boxed{}$$

$$12 - \boxed{} = 7$$

$$\boxed{} - 9 = 5$$

$$20 - 10 = \boxed{}$$

$$\boxed{} - 10 = 30$$

$$50 - \boxed{} = 40$$

15	20	<div style="background-color: #cccccc; width: 60px; height: 20px;"></div>	40	48	<div style="background-color: #cccccc; width: 60px; height: 20px;"></div>
- 11	-	- 15	- 23	-	- 21
<div style="background-color: #cccccc; width: 60px; height: 20px;"></div>	9	8	<div style="background-color: #cccccc; width: 60px; height: 20px;"></div>	15	16

<div style="background-color: #cccccc; width: 60px; height: 20px;"></div>	16	<div style="background-color: #cccccc; width: 60px; height: 20px;"></div>	23	33	43
- 9	-	- 10	- 19	- 29	- 39
4	8	7	<div style="background-color: #cccccc; width: 60px; height: 20px;"></div>	<div style="background-color: #cccccc; width: 60px; height: 20px;"></div>	<div style="background-color: #cccccc; width: 60px; height: 20px;"></div>

B. Count by 3s to fill in the blanks.

3, 6, _____, _____, _____, _____, 21, _____, _____, 30

Let's Review!

A. Complete the addition and subtraction problems.

$$8 + \underline{\quad} = 13$$

$$14 - \underline{\quad} = 7$$



$$124 + 48 = \underline{\quad}$$

$$218 + 67 = \underline{\quad}$$

B. Solve the problems and fill in the blanks.

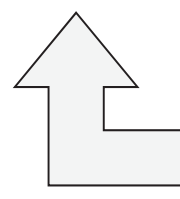
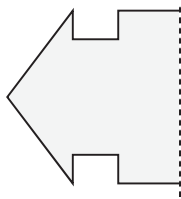
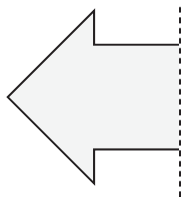
✓ How many tens are in 273?

✓ What time is 4 hours and 20 minutes **before** 11:40?

✓ What is the greatest number of coins you need to make 40¢ without using pennies?

✓ If one basket can hold 5 apples, how many baskets do you need to hold 40 apples?

C. Draw the other half of each shape to make it symmetrical.



D. Count by 4s to fill in the blanks.

4, 8, _____, _____, _____, _____, 28, _____, _____, 40

E. Ask your parents to tell you the numbers of some east-west and north-south highways. Record them. What do you notice?



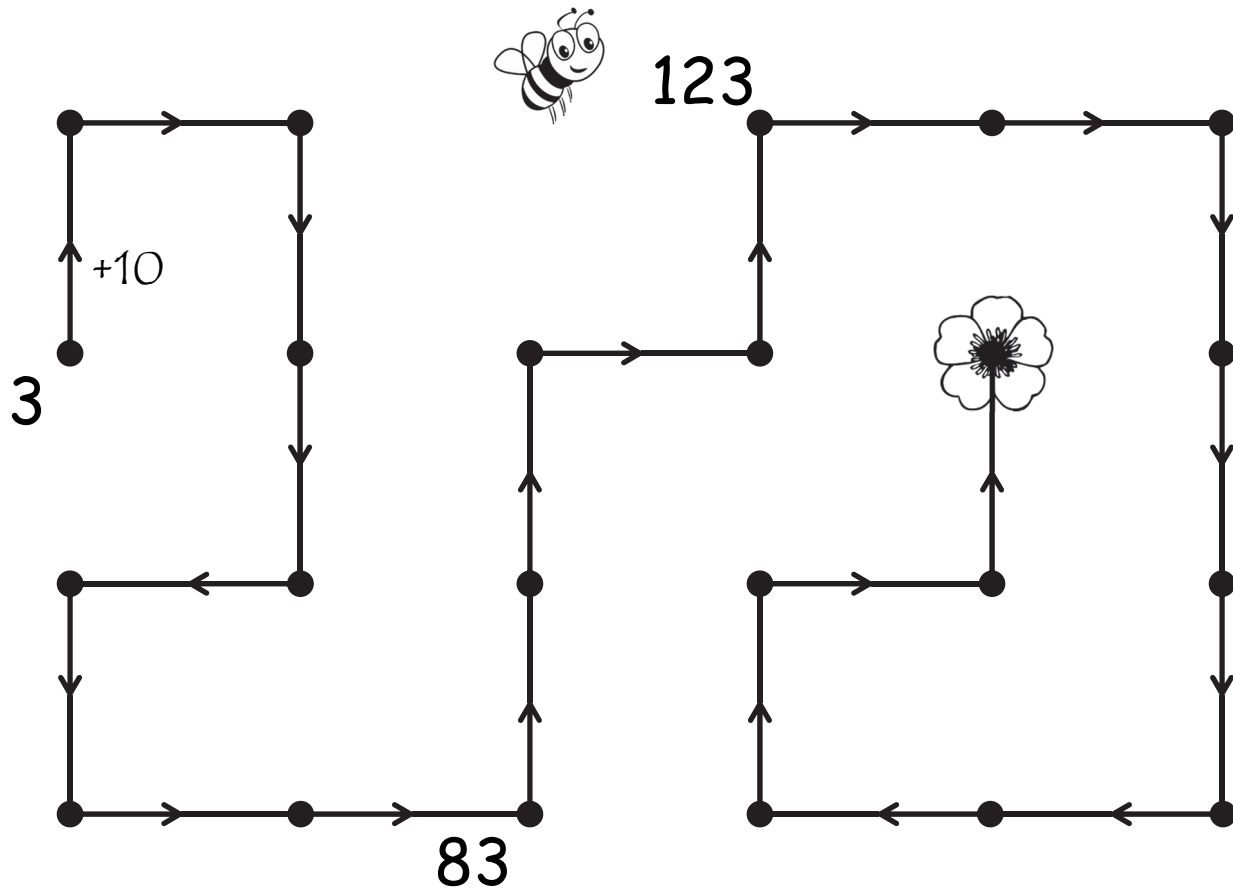
Let's Review!

A. Complete the addition and subtraction squares.

+	10	20	30	40
9				
10				
18				

-	5	7	9	10
11				
15				
18				

B. Count by 10s and label the dots.





Let's Review!

A. Solve the addition and subtraction problems.

$$\begin{array}{r} 800 \\ - 135 \\ \hline \end{array}$$

$$\begin{array}{r} 642 \\ - 256 \\ \hline \end{array}$$

$$\begin{array}{r} 402 \\ - 175 \\ \hline \end{array}$$

$$\begin{array}{r} 600 \\ - 258 \\ \hline \end{array}$$

$$\begin{array}{r} 3945 \\ + 2526 \\ \hline \end{array}$$

B. Write the fractions in order from largest to smallest.

$$\frac{2}{6} \quad \frac{2}{4} \quad \frac{2}{3} \quad \frac{2}{8} \quad \Rightarrow \quad \text{---} > \text{---} > \text{---} > \text{---}$$

C. Solve the problems and fill in the blanks.

✓ What time is fifty minutes **after** 9:20?

✓ 16 hundreds + 18 tens + 15 ones

✓ Ron bought 5 candies at 6¢ each and 4 lollipops at 8¢ each. He paid with \$1. How much change did he get?

✓ There are 5 chickens, 7 geese, and 8 ducks. How many legs are there on all the animals?

✓ One school year is 180 days. If you don't repeat or skip a grade, how many days will it take to complete EP Math 1 through EP Math 4? (You may use a calculator.)



Let's Review!



A. Complete the problems. Use the space on the right for your work area.

$\begin{array}{r} 65 \\ + 85 \\ \hline \end{array}$	$\begin{array}{r} 956 \\ + 347 \\ \hline \end{array}$	$\begin{array}{r} \$7.53 \\ - \$2.38 \\ \hline \end{array}$	$\begin{array}{r} \\ + 38 \\ \hline 476 \end{array}$
---	---	---	---

B. Compare the amounts of money using $<$, $>$, or $=$.

4 dollars + 2 nickels + 3 pennies 425¢

C. Compare the fractions using $>$, $<$, or $=$.

$\frac{2}{3}$ $\frac{2}{6}$  $\frac{1}{2}$ $\frac{1}{4}$  $\frac{3}{4}$ $\frac{3}{8}$

D. Solve the problems and fill in the blanks.



✓ What time is thirty minutes **after** 12:50?

✓ 5 thousands + 14 hundreds + 18 tens + 12 ones

✓ Ladybugs have six legs. How many legs would be on seven ladybugs?

E. Count by 5s to fill in the blanks.

5, 10, _____, _____, _____, _____, 35, _____, _____, 50

Subtracting with Zeros

Let's practice subtracting with zeros.

	5	0	0
-	2	4	4

	7	0	0
-	5	5	6

	8	2	0
-	4	6	8

	4	0	0
-	3	2	0

	5	0	0
-	3	3	1



	8	1	0
-	6	9	5

	9	0	0
-	4	8	3

	3	0	2
-	2	8	5


	7	2	0
-	5	6	8

	5	0	0
-	3	2	2

	6	0	3
-	2	2	9



	7	0	0
-	4	0	7





Multiplication & Measuring Length

A. Solve the multiplication problems.

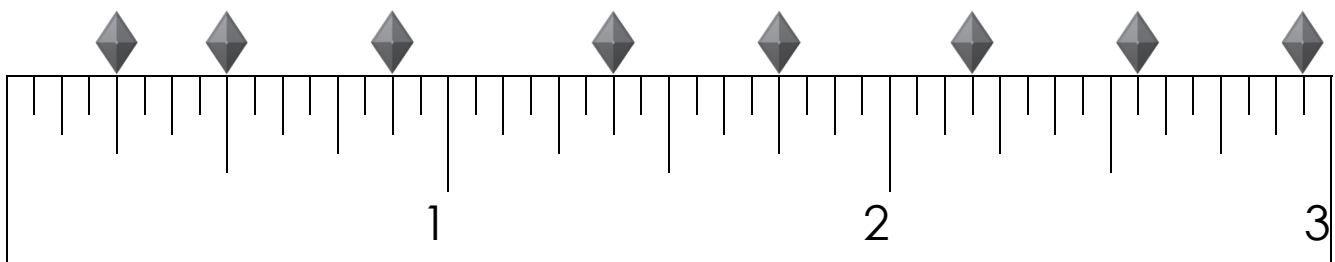
3	6	2	4	7	9	1	6
$\times 9$	$\times 6$	$\times 2$	$\times 8$	$\times 3$	$\times 9$	$\times 5$	$\times 8$
<div style="border: 1px solid black; height: 40px; width: 50px;"></div>	<div style="border: 1px solid black; height: 40px; width: 50px;"></div>	<div style="border: 1px solid black; height: 40px; width: 50px;"></div>	<div style="border: 1px solid black; height: 40px; width: 50px;"></div>	<div style="border: 1px solid black; height: 40px; width: 50px;"></div>	<div style="border: 1px solid black; height: 40px; width: 50px;"></div>	<div style="border: 1px solid black; height: 40px; width: 50px;"></div>	<div style="border: 1px solid black; height: 40px; width: 50px;"></div>

5	6	8	5	4	3	2	9
$\times 7$	$\times 3$	$\times 8$	$\times 3$	$\times 6$	$\times 8$	$\times 4$	$\times 5$
<div style="border: 1px solid black; height: 40px; width: 50px;"></div>	<div style="border: 1px solid black; height: 40px; width: 50px;"></div>	<div style="border: 1px solid black; height: 40px; width: 50px;"></div>	<div style="border: 1px solid black; height: 40px; width: 50px;"></div>	<div style="border: 1px solid black; height: 40px; width: 50px;"></div>	<div style="border: 1px solid black; height: 40px; width: 50px;"></div>	<div style="border: 1px solid black; height: 40px; width: 50px;"></div>	<div style="border: 1px solid black; height: 40px; width: 50px;"></div>

2	7	4	7	8	7	9	5
$\times 6$	$\times 9$	$\times 4$	$\times 7$	$\times 2$	$\times 4$	$\times 1$	$\times 5$
<div style="border: 1px solid black; height: 40px; width: 50px;"></div>	<div style="border: 1px solid black; height: 40px; width: 50px;"></div>	<div style="border: 1px solid black; height: 40px; width: 50px;"></div>	<div style="border: 1px solid black; height: 40px; width: 50px;"></div>	<div style="border: 1px solid black; height: 40px; width: 50px;"></div>	<div style="border: 1px solid black; height: 40px; width: 50px;"></div>	<div style="border: 1px solid black; height: 40px; width: 50px;"></div>	<div style="border: 1px solid black; height: 40px; width: 50px;"></div>

B. Match the diamonds on the inch ruler with their positions.

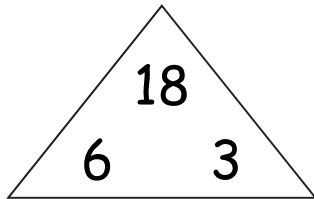
$\frac{1}{2}$	$\frac{7}{8}$	$\frac{1}{4}$	$1\frac{3}{4}$	$2\frac{9}{16}$	$1\frac{3}{8}$	$2\frac{15}{16}$	$2\frac{3}{16}$
---------------	---------------	---------------	----------------	-----------------	----------------	------------------	-----------------





Fact Families & Measuring Length

A. Use the numbers in the triangles to create fact families.

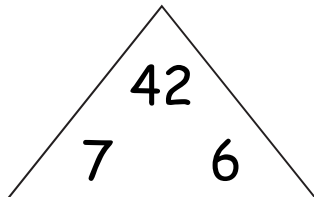


$6 \times 3 = \underline{\quad}$

$18 \div 3 = \underline{\quad}$

$3 \times 6 = \underline{\quad}$

$18 \div 6 = \underline{\quad}$

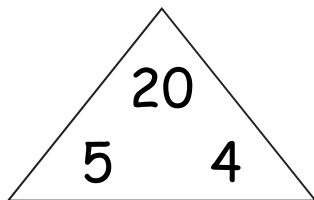


$\underline{\quad} \times \underline{\quad} = \underline{\quad}$

$\underline{\quad} \div \underline{\quad} = \underline{\quad}$

$\underline{\quad} \times \underline{\quad} = \underline{\quad}$

$\underline{\quad} \div \underline{\quad} = \underline{\quad}$

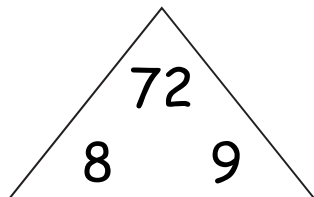


$\underline{\quad} \times \underline{\quad} = \underline{\quad}$

$\underline{\quad} \div \underline{\quad} = \underline{\quad}$

$\underline{\quad} \times \underline{\quad} = \underline{\quad}$

$\underline{\quad} \div \underline{\quad} = \underline{\quad}$



$\underline{\quad} \times \underline{\quad} = \underline{\quad}$

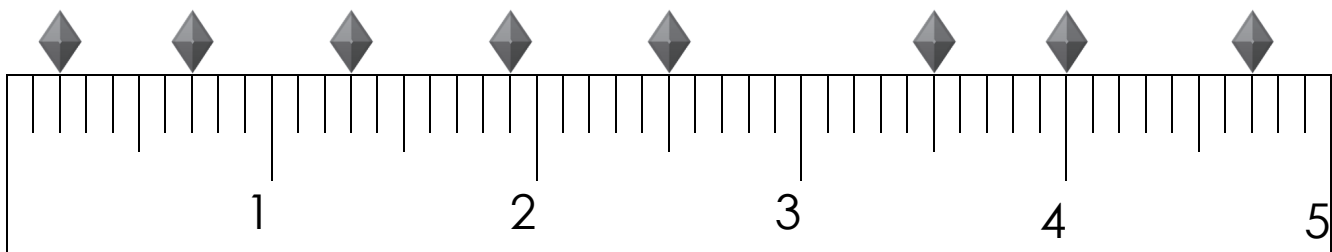
$\underline{\quad} \div \underline{\quad} = \underline{\quad}$

$\underline{\quad} \times \underline{\quad} = \underline{\quad}$

$\underline{\quad} \div \underline{\quad} = \underline{\quad}$

B. Match the diamonds on the centimeter ruler with their positions.

0.7	2.5	0.2	1.9	4.0	1.3	4.7	3.5
-----	-----	-----	-----	-----	-----	-----	-----



Money Word Problems

A. Look at the price of each item and answer the questions.

Book \$3.65	Dictionary \$4.80	Puzzle \$1.90	Magazine \$2.40
Notebook \$1.15	Folder \$0.75	Bookmark \$0.49	Card \$1.55

Which item is the most expensive? _____

Which item is the least expensive? _____

Susie bought a book and a puzzle.
How much did she spend in all? _____

Susie gave the clerk \$10.00.
How much change did she receive? _____

If Kyle buys three different items,
what is the most amount of money he can spend? _____

Mia bought three items for less than \$3.00. What could she have bought?

B. Get your ruler. Complete the next worksheet.





Measuring Length

B. Measure ten things in your house in inches and centimeters. Record your measurement below. Use fractions and decimals when recording the lengths.

Object	Inches	Centimeters



Perimeter & Units of Weight

A. Roll a die. The first roll is your length. The second roll is your width. Write them down and find the perimeter.

Roll!	Length	Width	Perimeter
Round 1			
Round 2			
Round 3			
Round 4			
Round 5			

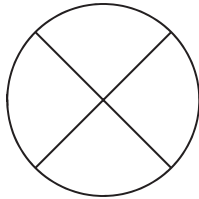
B. Draw lines to match the weights in grams and kilograms.

300 g	0.8 kg	250 g	1 kg
200 g	0.3 kg	750 g	0.25 kg
800 g	0.9 kg	1000 g	1.5 kg
500 g	0.2 kg	1500 g	4 kg
900 g	0.5 kg	4000 g	0.75 kg


Fractions & Subtracting Weights

A. Color in the shape to show the fraction.

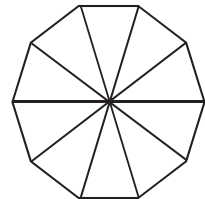
$$\frac{1}{2} =$$



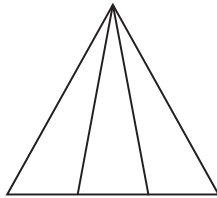
$$\frac{1}{2} =$$



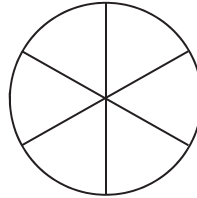
$$\frac{1}{2} =$$



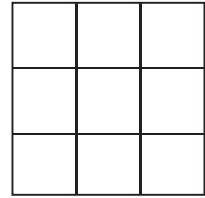
$$\frac{1}{3} =$$



$$\frac{1}{3} =$$



$$\frac{1}{3} =$$



B. Look at the weight of each coin and answer the questions.

Penny 3.11 grams	Nickel 5 grams	Dime 2.27 grams	Quarter 5.67 grams
---------------------	-------------------	--------------------	-----------------------

How many more grams does a nickel weigh than a penny?

$$\begin{array}{r} 5.00 \\ - 3.11 \\ \hline \end{array}$$











How many fewer grams does a dime weigh than a quarter?

Two coins have a value of 15 cents. What is the weight difference between the two coins?

Two coins have a value of 26 cents. What is the weight difference between the two coins?

Tally Marks & Reading Scales

A. Five children are playing a game. They record their scores with tally marks.

Kyle	Ron	Jenny	Marie	Sam
 	 	 	 	 

✓ List the children in order from lowest score to highest score.

_____ < _____ < _____ < _____ < _____

✓ What is the total score of the boys (Kyle, Ron, Sam)? _____


✓ What is the total score of the girls (Jenny, Marie)? _____

✓ How many more points did Marie score than Ron? _____

✓ Sam wants to give his points equally to the other four players. How many points should he give to each person? _____

B. Match the diamonds on the pound scale with their positions.

$1 \frac{1}{4}$
$\frac{1}{16}$
$\frac{3}{4}$



$2 \frac{3}{4}$
$1 \frac{15}{16}$
$2 \frac{3}{8}$

Guessing Weight & Multiplication

A. Estimate the weight of each object and circle your answer.

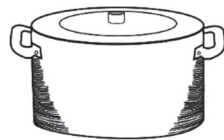


2 ounces
1 pound
20 pounds




1 ounce
5 pounds
40 pounds

4 ounces
5 pounds
20 pounds



5 pounds
100 pounds
3000 pounds



5 pounds
70 pounds
800 pounds



3 ounces
15 ounces
30 pounds

B. The tables show how many of each ingredient you need to make lunch bags. Complete all the tables. Use **My 100s Chart** to help you.

One Lunch Bag	Three Lunch Bags	Five Lunch Bags
2 slices bread	_____ slices bread	_____ slices bread
4 slices ham	_____ slices ham	_____ slices ham
7 carrot sticks	_____ carrot sticks	_____ carrot sticks
12 chips	_____ chips	_____ chips
3 cookies	_____ cookies	_____ cookies



Let's Review!

A. Complete the problems.

$\begin{array}{r} 5000 \\ + \\ \hline 7326 \end{array}$	$\begin{array}{r} 1000 \\ - \\ \hline 600 \end{array}$	$\begin{array}{r} \\ \times 2 \\ \hline 18 \end{array}$	$\begin{array}{r} 4 \\ \times \\ \hline 24 \end{array}$	$\begin{array}{r} \\ \times 5 \\ \hline 35 \end{array}$	$\begin{array}{r} 7 \\ \times \\ \hline 56 \end{array}$
--	---	--	---	--	---

B. Solve the problems and fill in the blanks.

- ✓ Three thousands, six hundreds, twelve tens, and fourteen ones. _____
- ✓ Mark has \$14, two quarters, and two nickels. Ron has \$6 and a quarter. How much do they have in all? _____
- ✓ John read a book for 25 minutes. After lunch, he read more for 35 minutes. How many hours did he read? _____
- ✓ There are two cups in one pint. How many cups are there in five pints? _____
- ✓ There are five nickels in one quarter. How many nickels are there in four quarters? _____
- ✓ Henry wants to give 27 stickers equally to his three friends. How many should he give to each friend? _____
- ✓ If you cut a string that is 42 inches long into six equal pieces, how long will each piece be? _____

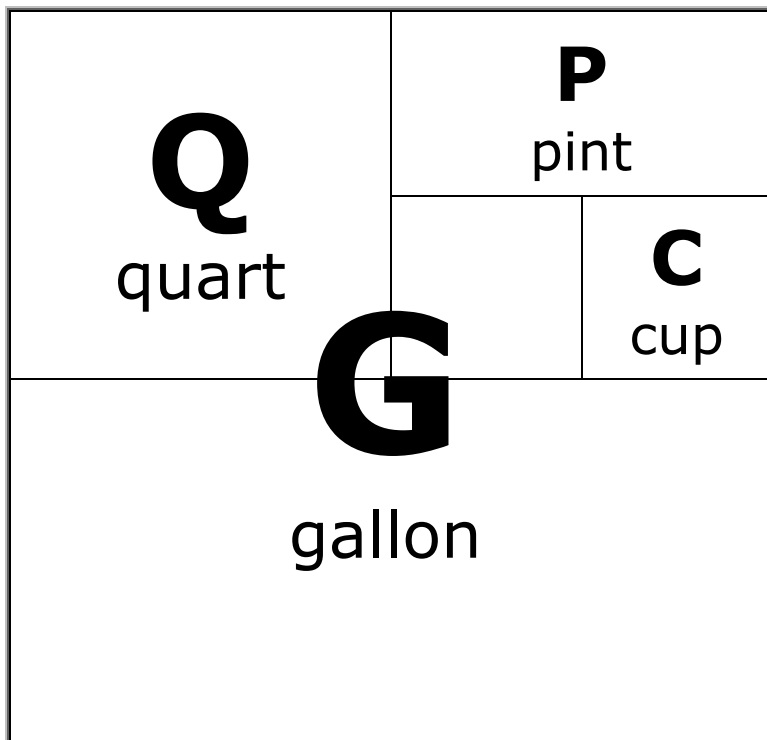
C. If you are in America, use the next worksheet to learn units of measurement.



Kitchen Measurements

C. Below are the conversion charts for units of measurement that are used in the kitchen. Measure things in your kitchen to test the charts. Measure the same amount in different units. Make lots of measurements!

3 teaspoons = 1 tablespoon	8 ounces = 1 cup
4 tablespoons = 1/4 cup	2 cups = 1 pint
16 tablespoons = 1 cup	2 pints = 1 quart
2 tablespoons = 1 ounce	4 quarts = 1 gallon



One Gallon
equals

16 cups

8 pints

4 quarts



Let's Review!

A. Complete the problems.

<div style="background-color: #e0e0e0; width: 100px; height: 40px; margin: 0 auto;"></div>	<div style="background-color: #e0e0e0; width: 100px; height: 40px; margin: 0 auto;"></div>	<div style="background-color: #e0e0e0; width: 100px; height: 40px; margin: 0 auto;"></div>	<div style="background-color: #e0e0e0; width: 100px; height: 40px; margin: 0 auto;"></div>	<div style="background-color: #e0e0e0; width: 100px; height: 40px; margin: 0 auto;"></div>	<div style="background-color: #e0e0e0; width: 100px; height: 40px; margin: 0 auto;"></div>
$+ 350$	$- 8000$	$\times 3$	$\times 4$	$\times 6$	$\times 8$
4350	5000	18	20	36	72

B. Solve the problems and fill in the blanks.

- ✓ 5 thousands, 13 hundreds, 17 tens, and 4 ones. _____
- ✓ A pencil costs 7¢. How much will six pencils cost? _____
- ✓ It's fifteen till five. How many minutes past four is it? _____
- ✓ Orson bought two books that cost \$12 and \$23. He paid with \$50. How much change did he receive? _____
- ✓ Five children want to share 30 marbles equally. How many marbles will each child get? _____

B. Draw lines to match the amounts in milliliters and liters.

300 ml	0.7 l	350 ml	1 l
500 ml	0.3 l	1000 ml	0.35 l
700 ml	0.5 l	1750 ml	1.75 l