





Opossum Anatomy


Cut each piece out in full (don't cut off the tab label). Write information on each piece. Stack the pieces in this order top to bottom: Opossum Anatomy, paws, tail, ears.



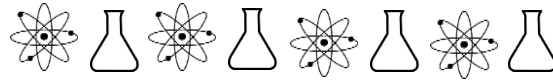
paws



tail



ears



Opossum Facts

Cut the big rectangle as one piece and fold the outside squares in over top of the rectangle. Glue the label pieces on top of the folded piece. Write interesting facts about opossums inside. Include in your facts what it means to “play possum.”

