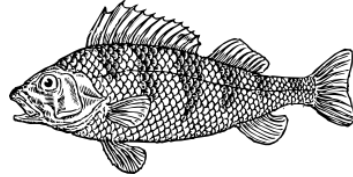


Ocean Zone Bingo

This page is your bingo board. Instructions for adding the pieces are on the next page. Use coins, small toys, paper clips – any kind of small marker that you can find. Mark off each space as it's called. You can get bingo by getting three in a row in any direction.

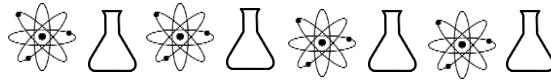


Ocean Zone Bingo

Sunlight
Zone

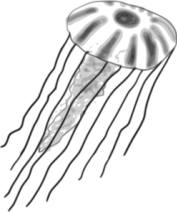








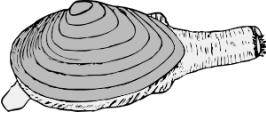


Twilight
Zone

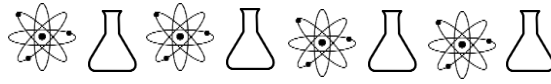
Midnight
Zone



Ocean Zone Bingo

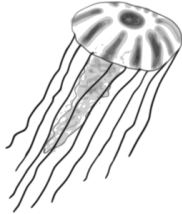
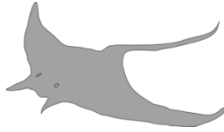

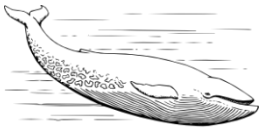





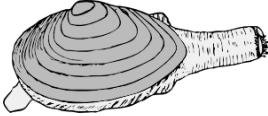


Cut the pieces one row at a time so you don't lose track of where they belong. The top row is the sunlight zone – shuffle them and place them on the top row of your bingo board in random order. The second row is the twilight zone. The third is the midnight zone. There is an extra animal for each zone for variation purposes. The next page is for the "caller."

 jellyfish	 rays	 seaweed	 whales
 octopus	 small crustaceans	 viper fish	 squid
 brittle star	 clam	 crab	 sea cucumber



Ocean Zone Bingo

This page is for the "caller." Cut out and mix up all of the pieces. Draw them one at a time from a stack or a bag and have players mark them off their boards as they're called.

 jellyfish	 rays	 seaweed	 whales
 octopus	 small crustaceans	 viper fish	 squid
 brittle star	 clam	 crab	 sea cucumber