



# Classification

<b>Kingdom</b>	A →  (glue here)	<b>Classification</b> of <b>Lizards</b> 
<b>Phylum</b>		
<b>Class</b>		
<b>Order</b>		

B →

Cut out the rectangle as one piece. Fold the left side in (on the line at A), and fold the right side in (on the line at B). Cut on the dotted lines so that Kingdom, Phylum, Class, and Order are strips you can open to the fold. On the inside (opposite "glue here"), fill in the information.




# Reptiles

Cut out the hexagons and fold on the middle line. Inside (opposite the “glue here” side), write the characteristics of reptiles and some examples of other reptiles.


(glue here)

Characteristics  
of reptiles

A detailed black and white illustration of a crocodile, shown in profile with its mouth open, facing left. It has a long, scaly body and a long tail.

(glue here)

Other reptiles

A detailed black and white illustration of a turtle, shown from a three-quarter view, facing left. It has a large, patterned shell and four legs.