
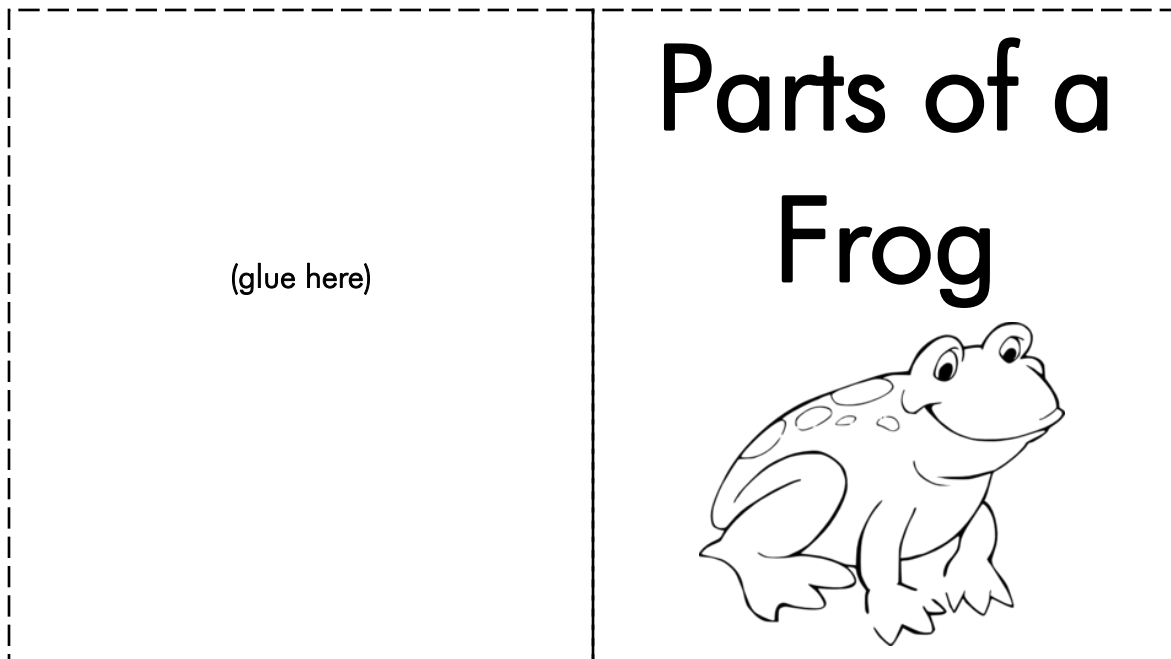



## Parts of a Frog


Cut out the book as one piece and fold it in half. Glue the separate frog onto the inside of the book (opposite "glue here"). Label these parts of the frog: eye, ear drum, nostril, vocal sac, hind leg, and webbed foot. If you're making a lapbook, glue the "glue here" side down.





# Frog Anatomy

Cut out the rectangle as one piece. Fold the left side in (on the line at A), and fold the right side in (on the line at B). Cut on the dotted lines so that each frog part is a strip you can open to the fold. On the inside (opposite "glue here"), write about each frog part. If you're making a lapbook, glue the "glue here" side down.

<b>Frog feet</b>	<p>A ←</p> <p>(glue here)</p>	<p><b>Frog</b></p> <p><b>Anatomy</b></p> 		
<b>Frog teeth</b>				
<b>Frog skin</b>				
<b>Frog ears</b>				