
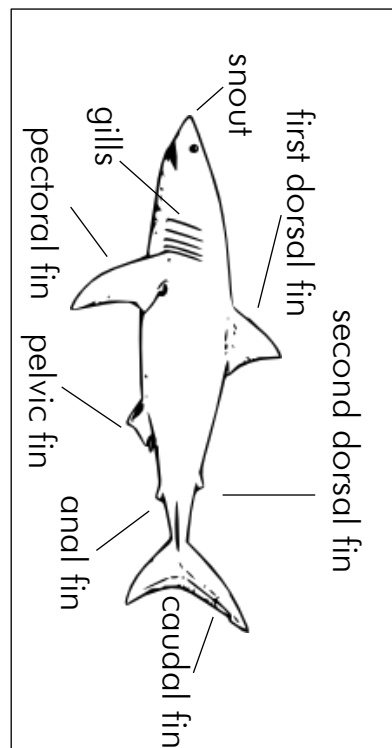


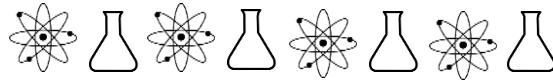
Shark Anatomy

Cut out the labeled shark and glue into the middle rectangle of the piece on the left. Cut as one piece and fold the outside squares to cover the shark. Glue the label pieces on top of the folded piece.



Shark
Anatomy





Shark Anatomy

Cut each piece out in full (don't cut off the tab label). Write or glue information on each piece. Stack the pieces so the tabs are in order from left to right with the cover page on top.

Parts of a Shark

Denticles

The scales that cover a shark's skin are called denticles. They protect from bites and scratches.




1

Dorsal Fin

The dorsal fin is the shark's large fin. It is what keeps the shark from rolling over in the water.



2



Pectoral Fin

The pectoral fin is what the shark uses to move up and down in the water.



3

Caudal Fin


The caudal fin – the tail of the shark – is how the shark pushes itself through the water.



4

Eyes

A shark can move its eyes to see in different directions. Some species have protective membranes over their eyes.



5