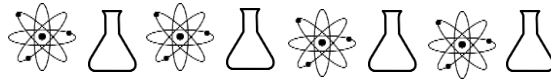




All About Marsupials






Herbivore or Carnivore


Cut out the rectangle as one piece and fold on the center line. Cut on the dotted line to the center fold. Inside (opposite the "glue here" side), sort the marsupials into the proper categories.

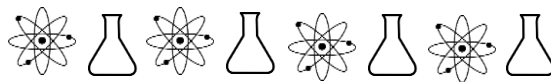
(glue here)	
Carnivore	Herbivore
	



Pouches

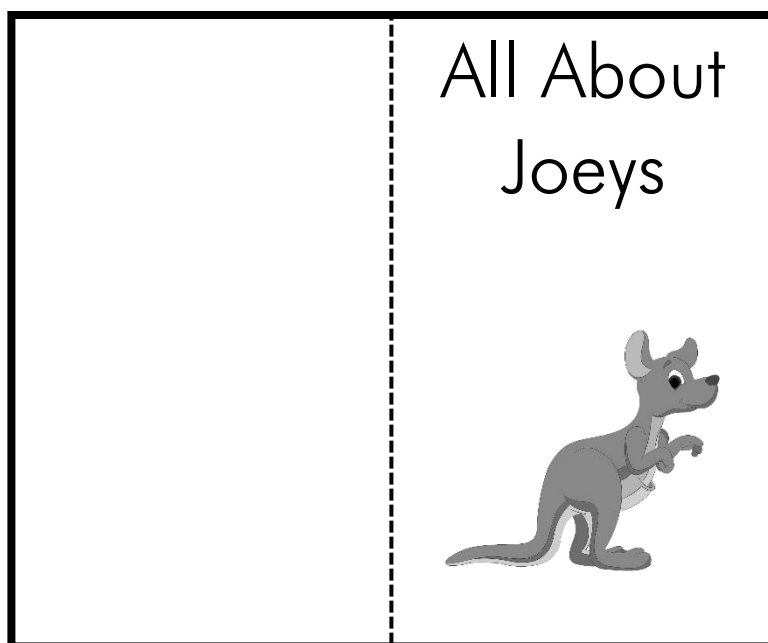

Cut the piece out in full and fold on the dotted line. Write what you learned about marsupial pouches inside.

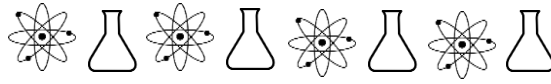




Kangaroos

Cut each piece out in full and fold on the dotted line. Write what you learned about kangaroo diets and information about joeys.





Kangaroos

Cut out the rectangles and fold on the dotted line. Inside (opposite the “glue here” side), write about kangaroo tails and how far they can jump, then about kangaroo behavior.

(glue here)

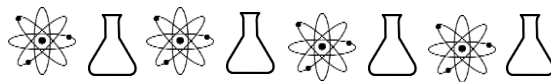
Kangaroo
Tails



(glue here)

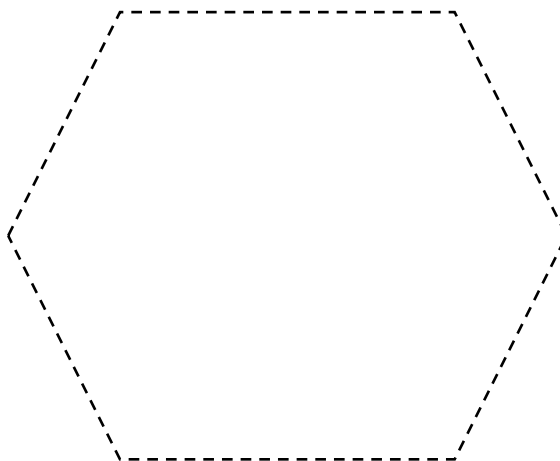
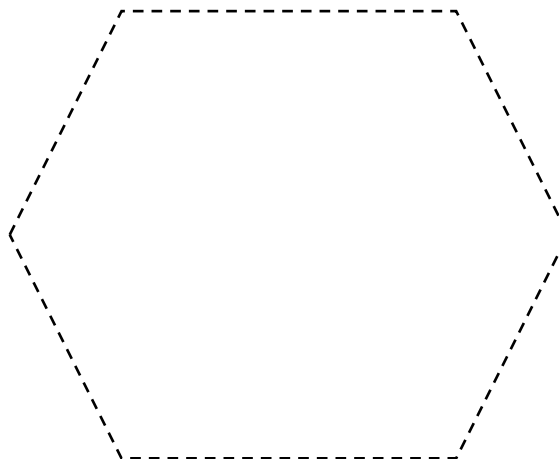
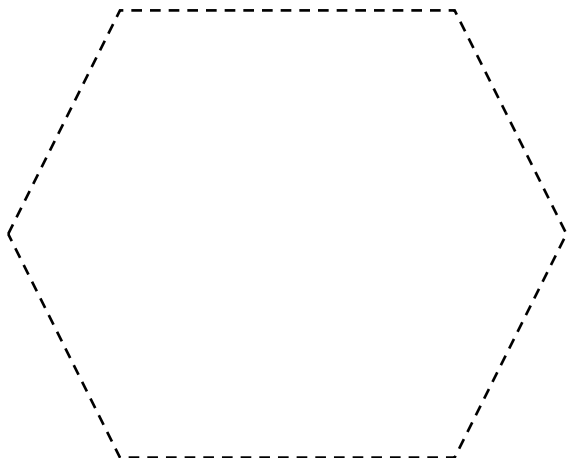
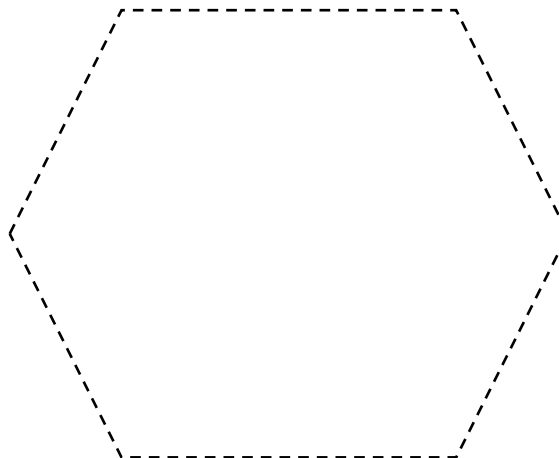
Kangaroo
Behavior






Kangaroo Facts

Cut out the hexagons and stack them with the title page on top. Fill in any other facts about kangaroos you'd like to include in your lapbook.





Koalas

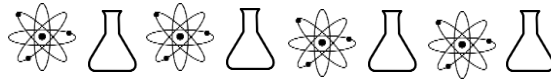
Cut out each piece and stack them in size order (cover on top, longest piece on bottom). Write information about each category as it pertains to koalas.

Habitat

Diet

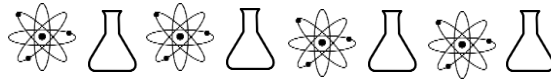


Koalas



Predators

Facts



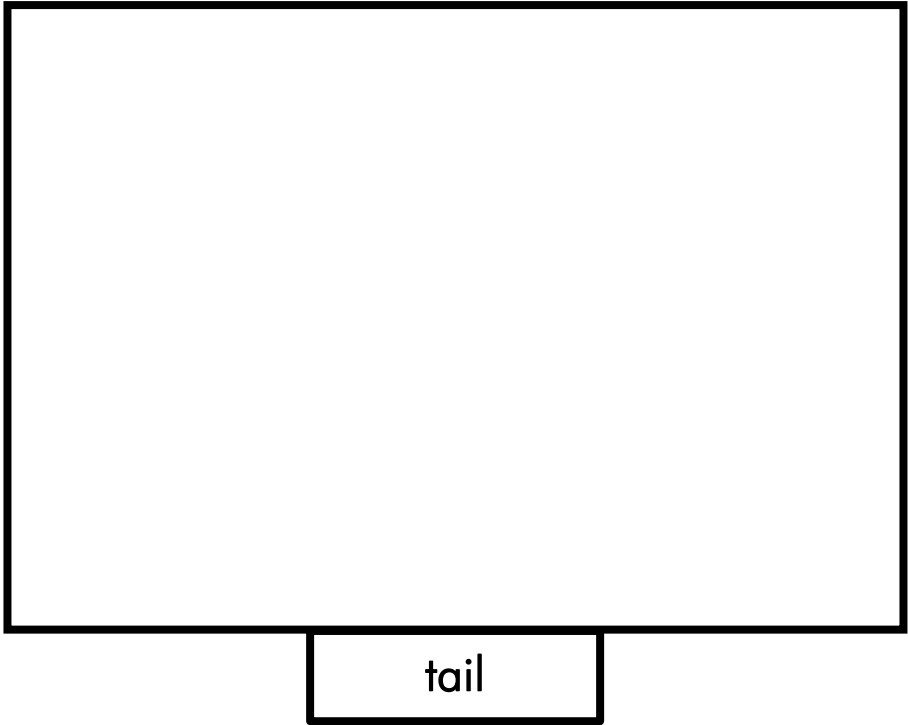

Opossum Anatomy

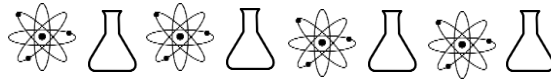
Cut each piece out in full (don't cut off the tab label). Write information on each piece. Stack the pieces in this order top to bottom: Opossum Anatomy, paws, tail, ears.

Opossum Anatomy




paws

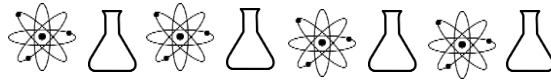




Opossum Facts

Cut the big rectangle as one piece and fold the outside squares in over top of the rectangle. Glue the label pieces on top of the folded piece. Write interesting facts about opossums inside. Include in your facts what it means to “play possum.”





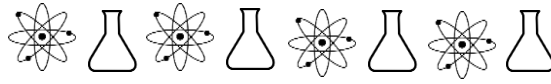
Tasmanian Devil

Cut out the rectangle as one piece and fold on the dotted line. Inside (opposite the “glue here” side), write facts about Tasmanian devils. Be sure to include what happens when they get mad.

(glue here)

Tasmanian Devils







Other Marsupials

Cut each piece out in full (don't cut off the tab label). Write information on each piece. Stack the pieces in this order top to bottom: Other Marsupials, wombat, numbat, bandicoot, wallaby.


Other Marsupials



wombat



numbat



bandicoot

