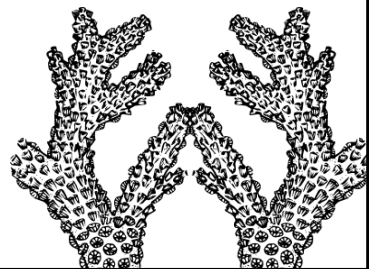
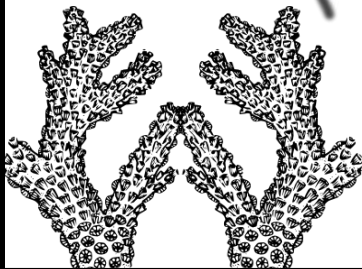
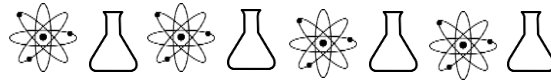





All About Jellyfish






What and Where

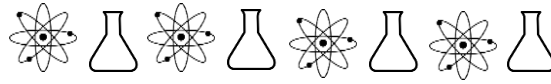
Cut out the rectangles and fold on the dotted line. Inside (opposite the “glue here” side), write or paste about jellyfish classification and where they’re found in the world.

(glue here)	<h3>What is a Jellyfish?</h3> 
-------------	---

(glue here)	<h3>Where are jellyfish found?</h3> 
-------------	--

Jellyfish aren't actually fish. They are cnidarians – a group of soft, boneless sea animals. Cnidarians are one of the most common groups of sea animals, and include corals, freshwater hydras, and sea anemones.

Jellyfish are found in every ocean in the world, even including the icy waters!




Movement


Cut out the rectangle as one piece and fold on the dotted line. Inside (opposite the “glue here” side), write or paste the information about how jellyfish move.

(glue here)

How do jellyfish
move?

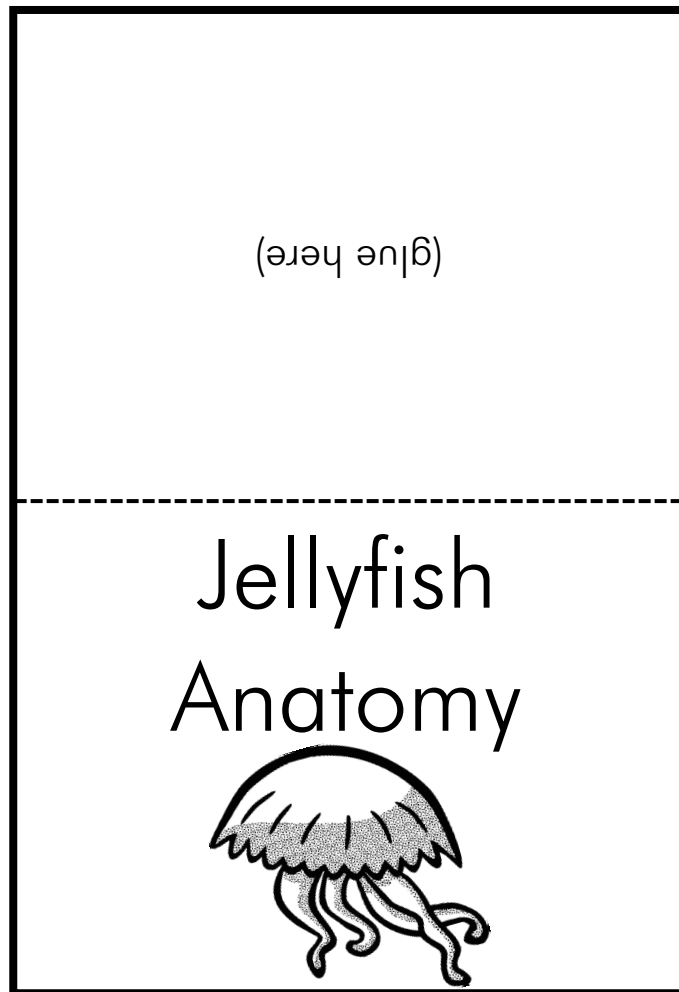


Jellyfish move by contracting their bodies, forcing the water inside of them out and propelling them forward. Currents and winds usually determine the path a jellyfish follows, which is why so many wash up on shorelines.




Anatomy

Cut out the rectangle as one piece and fold on the dotted line. Inside (opposite the “glue here” side), write or paste the information about jellyfish anatomy.

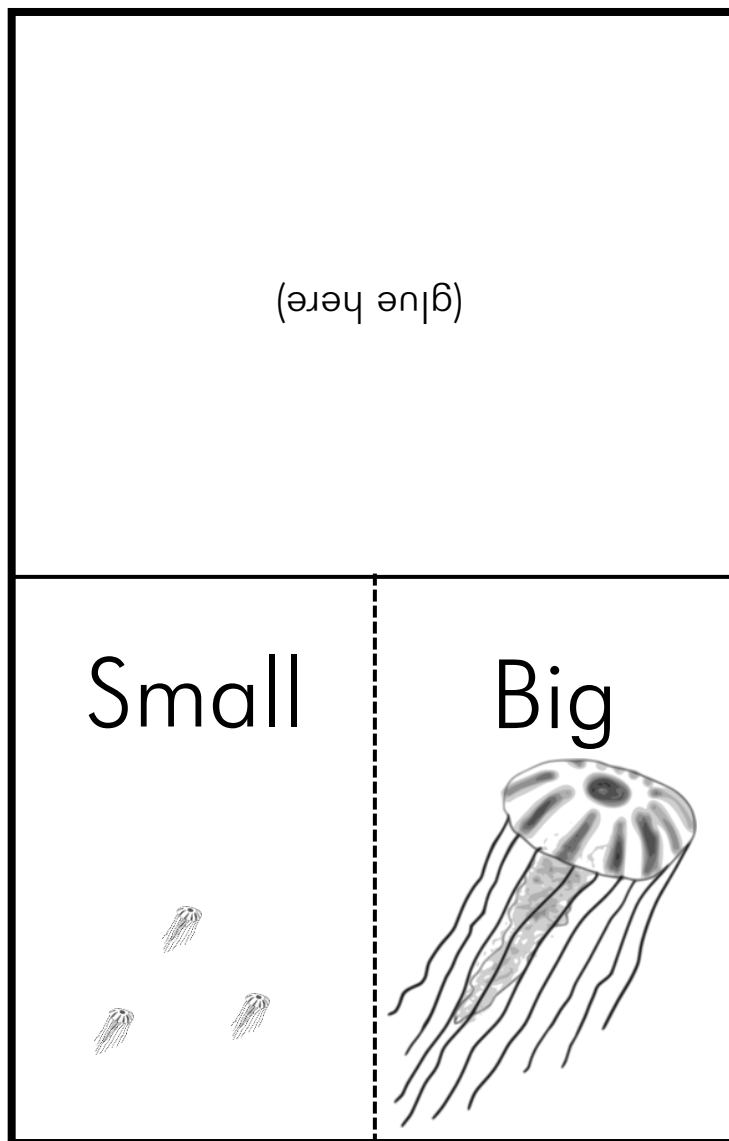


Jellyfish are mostly just a stomach. They don't have any bones, eyes, or even a brain. They don't have lungs or gills, but rather absorb oxygen through their skin. They do have mouths in the middle of the underside of their bell-shaped top. Many jellyfish also have tentacles.




Jellyfish Size

Cut out the rectangle as one piece and fold on the center line. Cut on the dotted line to the center fold. Inside (opposite the “glue here” side), write or paste the information about jellyfish size.



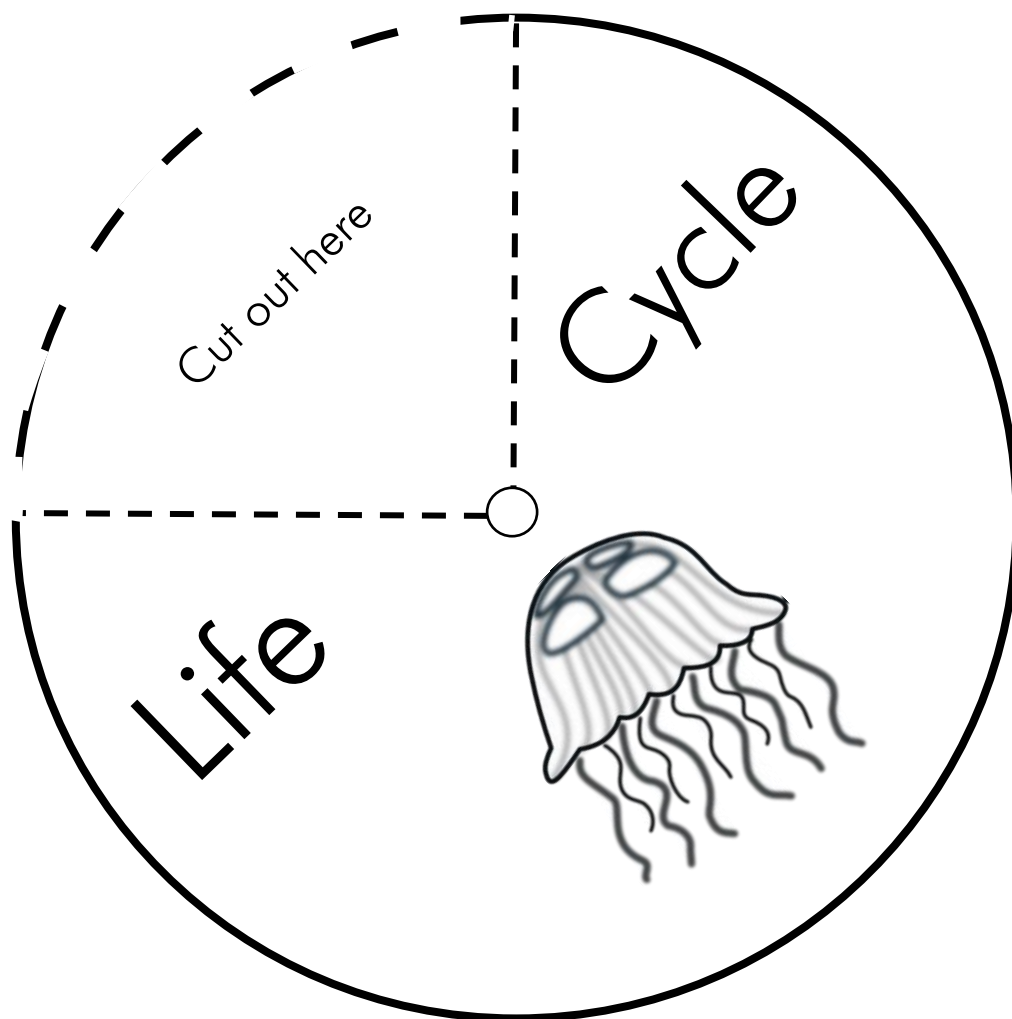
The smallest
jellyfish are only
about the size
of a fingernail!

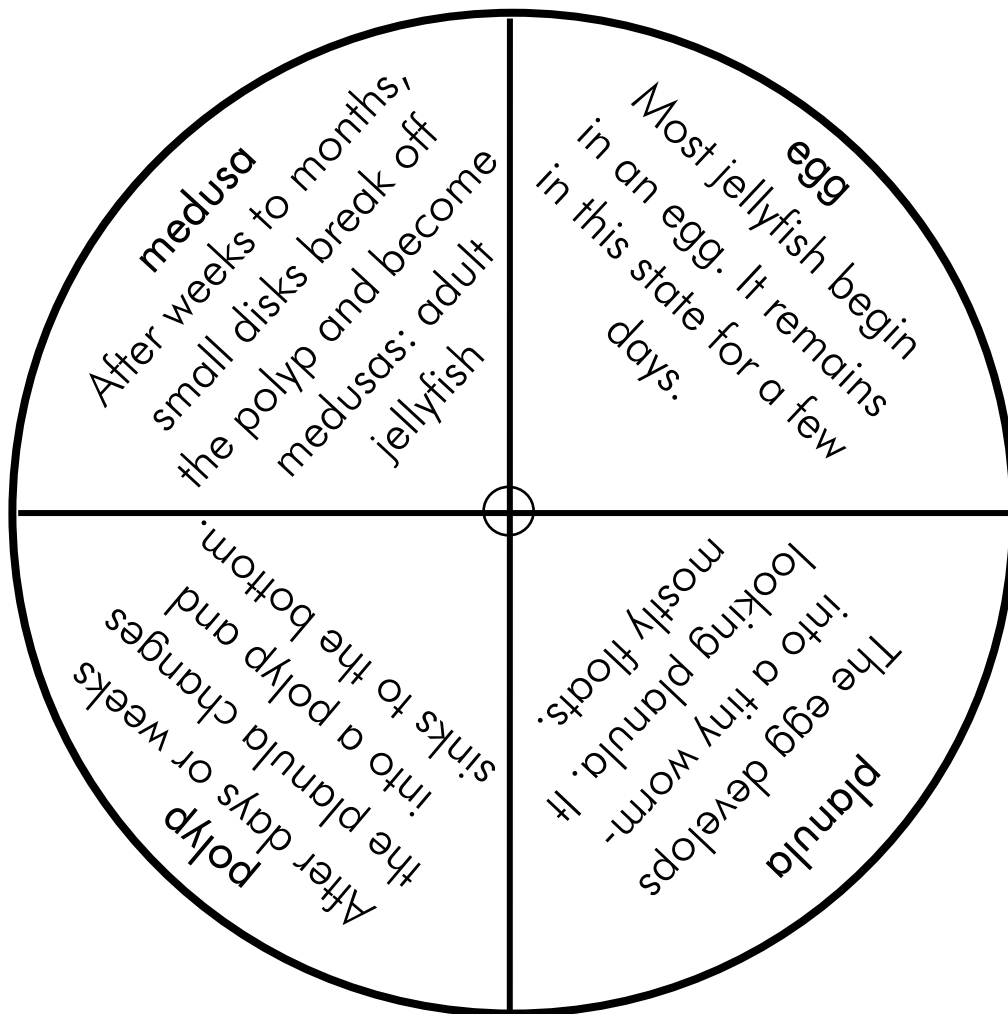

The largest
jellyfish are up
to eight feet
wide and 100
feet long!

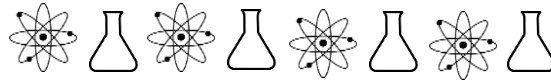


Jellyfish Life Cycle

Cut around the outside of the first circle, as well as along the dotted lines to cut out the “cut out here” section. Cut around the outside of the second circle. Stack the first circle on the second circle and secure with a brad.

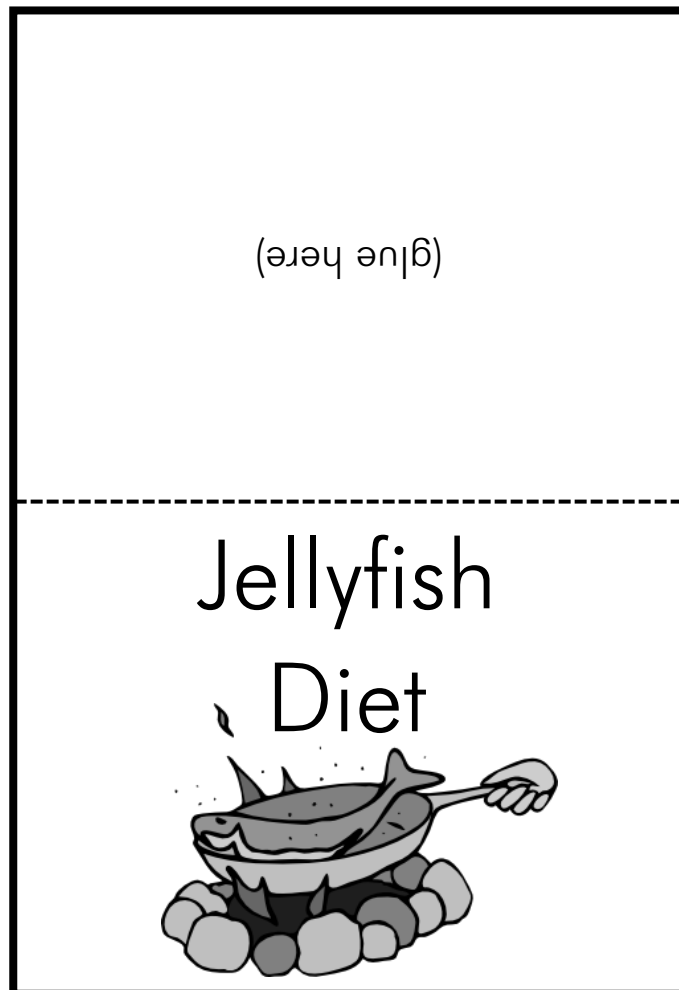




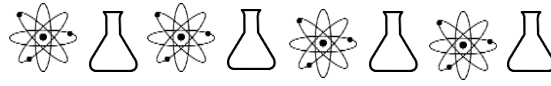


Diet

Cut out the rectangle as one piece and fold on the dotted line. Inside (opposite the “glue here” side), write or paste the information about jellyfish diet.





Jellyfish don't really have to hunt. They wait for small animals to swim into their tentacles. Animals such as zooplankton, small fish, and even other jellyfish are the typical diet.



Tentacles

Cut out the piece as one and fold in half at the head. Write or paste about jellyfish tentacles inside.







Predators and Protection

Cut each piece out in full and fold each piece on the dotted line. Write or paste the applicable information inside its small piece, then glue the two small pieces into the large piece. Glue the large piece into your lapbook (on the “glue here” side).


(glue here)

Predators and Protection





Predators




Many animals are immune to the sting of a jellyfish. Sea turtles, crabs, some birds, sea snails, and some kinds of fish prey on jellyfish. There are even humans who eat them!

Box jellyfish kill more people than sharks do. A sting from a jellyfish can kill a person within minutes. In addition to stinging tentacles as offense, jellyfish can use their transparency to hide from predators in defense.






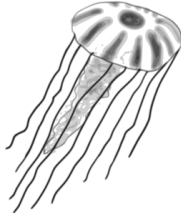

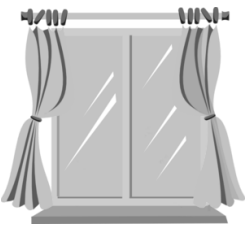
Protection






Vocabulary Matching

Cut out the cards and mix them up. Match the word to its definition in a “memory match” game. Store the cards in the pocket in your lapbook. Each word starts beside its match so study them before cutting them out.

 <p>bell</p>	<p>The umbrella-shaped top of a jellyfish</p>	 <p>current</p>	<p>The flow of water; determines where a jellyfish moves.</p>
 <p>invertebrate</p>	<p>An animal without a backbone.</p>	 <p>predator</p>	<p>An animal that eats other animals.</p>
 <p>smack</p>	<p>A group of jellyfish.</p>	 <p>tentacles</p>	<p>The long, arm-like body parts that grow from the bell of a jellyfish.</p>
 <p>toxin</p>	<p>A harmful substance.</p>	 <p>transparent</p>	<p>Clear; see through</p>



Vocabulary Matching Pocket

Cut out as one piece. Fold up bottom. Then fold back side tabs and secure to the back flap. You have made a pocket to hold the vocabulary matching cards in your lapbook.

