



American Revolution Lapbook

Cut out as one piece. Fold "Sons of" and "Liberty" flaps in so they form the cover. Open the flaps and write inside about the Sons of Liberty.





American Revolution Lapbook

Cut out as one piece. Fold matchbook style. Inside write about the Boston Massacre. This picture is an engraving done by none other than Paul Revere!





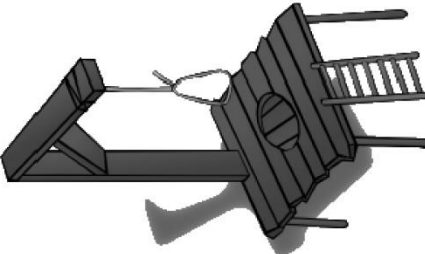
The Boston Massacre March 5, 1770





American Revolution Lapbook

The instructions for the piece are the words in the bottom square.

<p>Firing Squad</p> 	<p>Pillory Stocks</p> 
<p>Tar and Feather</p> 	<p>Crime and Punishment</p> 
<p>Gallows</p> 	<p>Attach this square to your lapbook. Cut out the top three squares as one strip. Cut out this square and the "Crime..." and "Stocks" square as one strip. Attach the "Firing Squad" square to the back of this square making sure to attach the whole square to the edge. Fold on the line between "Crime and Punishment" and "Stocks" and glue those squares together. Do the same with the "Gallows" and "Tar and Feather" squares. You should have a book!</p>