

EP Language Arts 4 Printables



This book belongs to:

This book was made for your convenience. It is available for printing from the Easy Peasy All-in-One Homeschool website. It contains all of the printables from Easy Peasy's Language Arts 4 course. The instructions for each page are found in the online course.

Please note, in the various places where parts of speech are practiced, certain words can be categorized in more than one place (you can go for a swim [noun] or you can swim [verb]). If your child marks one of them differently than the answer key indicates, have a conversation with them to find out why.

Easy Peasy All-in-One Homeschool is a free online homeschool curriculum providing high quality education for children around the globe. It provides complete courses for preschool through high school graduation. For EP's curriculum visit allinonehomeschool.com.

EP Language Arts 4 Printables

Copyright © 2017 All rights reserved.

This workbook, made by Tina Rutherford with permission from Easy Peasy All-in-One Homeschool, is based on the language arts component of Easy Peasy's curriculum. For EP's online curriculum visit allinonehomeschool.com

This book may not be reproduced in whole or in part in any manner whatsoever without written permission from Easy Peasy.

ISBN-13: 978-1976334450

ISBN-10: 1976334454

First Edition: September 2017



Alphabetical Order

Put the words in each section in alphabetical order. Compare the first letter of each word and order the words based on the order of the alphabet. If the first letter is the same, compare the second letters of the words. If the second letter is the same, compare the third letters, and so on.

fly, flying, flip, flap, flamingo





crunch, crust, crutch, crush, crumble

ask, aspirin, ashes, ascend, as





blend, bleach, bless, blew, blender



Common and Proper Nouns

Sort the words into the correct box.

Christmas Monday park sandwich girl Disneyland
Nashville rocket Alaska Earth dog bus

Proper Nouns	
_____	_____
_____	_____
_____	_____

Common Nouns	
_____	_____
_____	_____
_____	_____

Match the proper noun to its common noun by drawing a line between them.

Matthew

holiday

Easter

country

Friday

landmark

Mount Rushmore

boy

June

day

Canada

month



Reading Comprehension


Read the story below and then answer the questions about the story.

The Fox and the Stork

At one time the Fox and the Stork were on visiting terms and seemed very good friends. So the Fox invited the Stork to dinner and for a joke put nothing before her but some soup in a very shallow dish. This the Fox could easily lap up, but the Stork could only wet the end of her long bill in it and left the meal as hungry as when she began. "I am sorry," said the Fox, "the soup is not to your liking."

"Pray do not apologize," said the Stork. "I hope you will return this visit, and come and dine with me soon." So a day was appointed when the Fox should visit the Stork; but when they were seated at table all that was for their dinner was contained in a very long-necked jar with a narrow mouth, in which the Fox could not insert his snout, so all he could manage to do was to lick the outside of the jar.

"I will not apologize for the dinner," said the Stork: "One bad turn deserves another."



What did the Fox serve for dinner?

- a. stork
- b. soup in a shallow dish
- c. food in a long-necked jar
- d. nothing

What did the Stork serve for dinner?

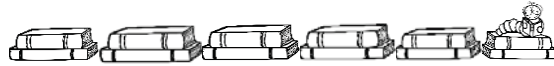
- a. fox
- b. soup in a shallow dish
- c. food in a long-necked jar
- d. nothing

Why did the Fox serve what he served?

- a. as a joke
- b. to be mean
- c. they weren't friends
- d. foxes don't like storks

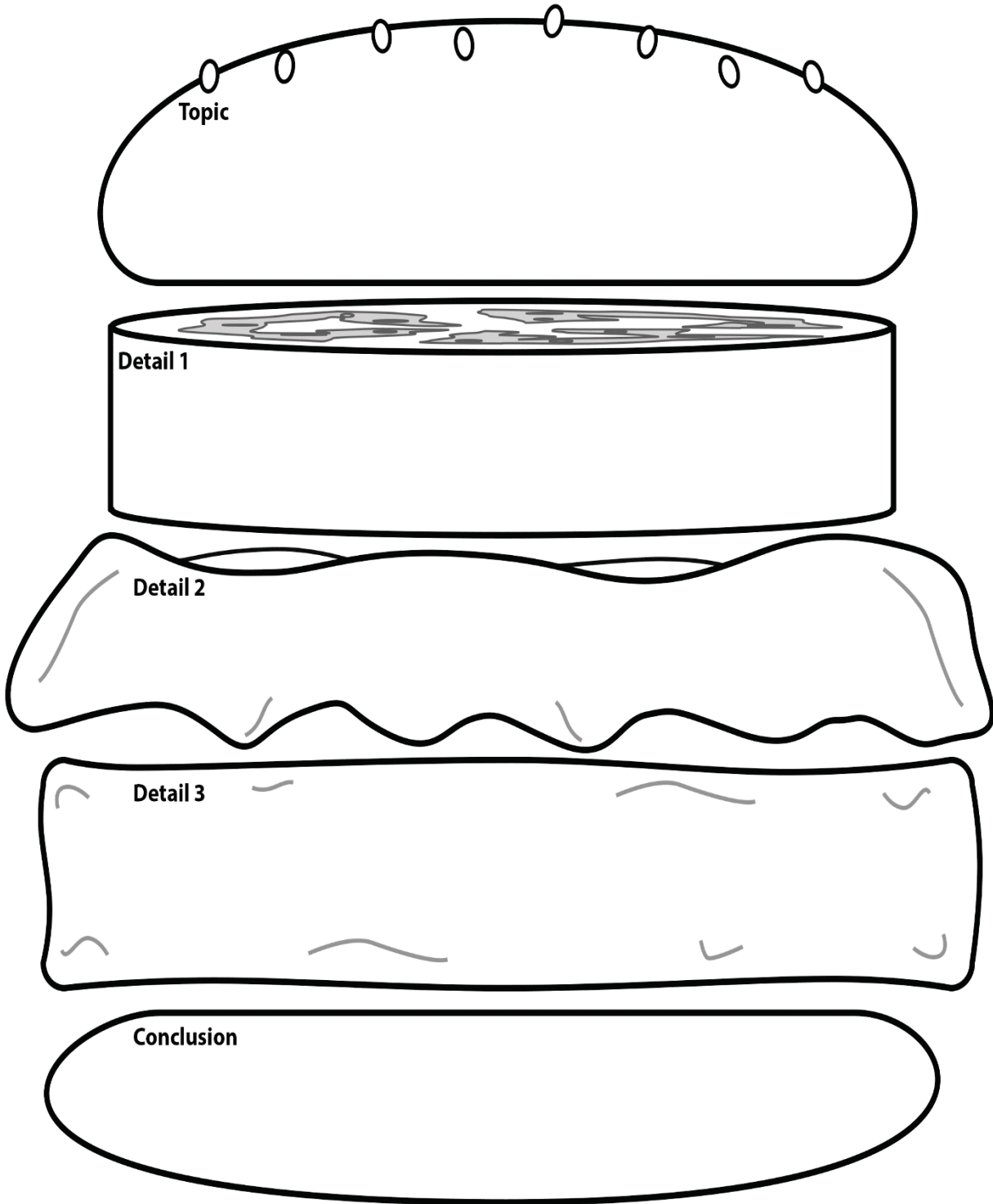
What is the moral of the story?

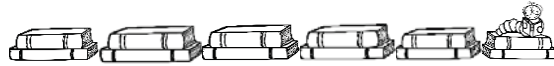
- a. Never trust a fox.
- b. Storks get even.
- c. Foxes and storks can't be friends.
- d. One bad turn deserves another.



Writing

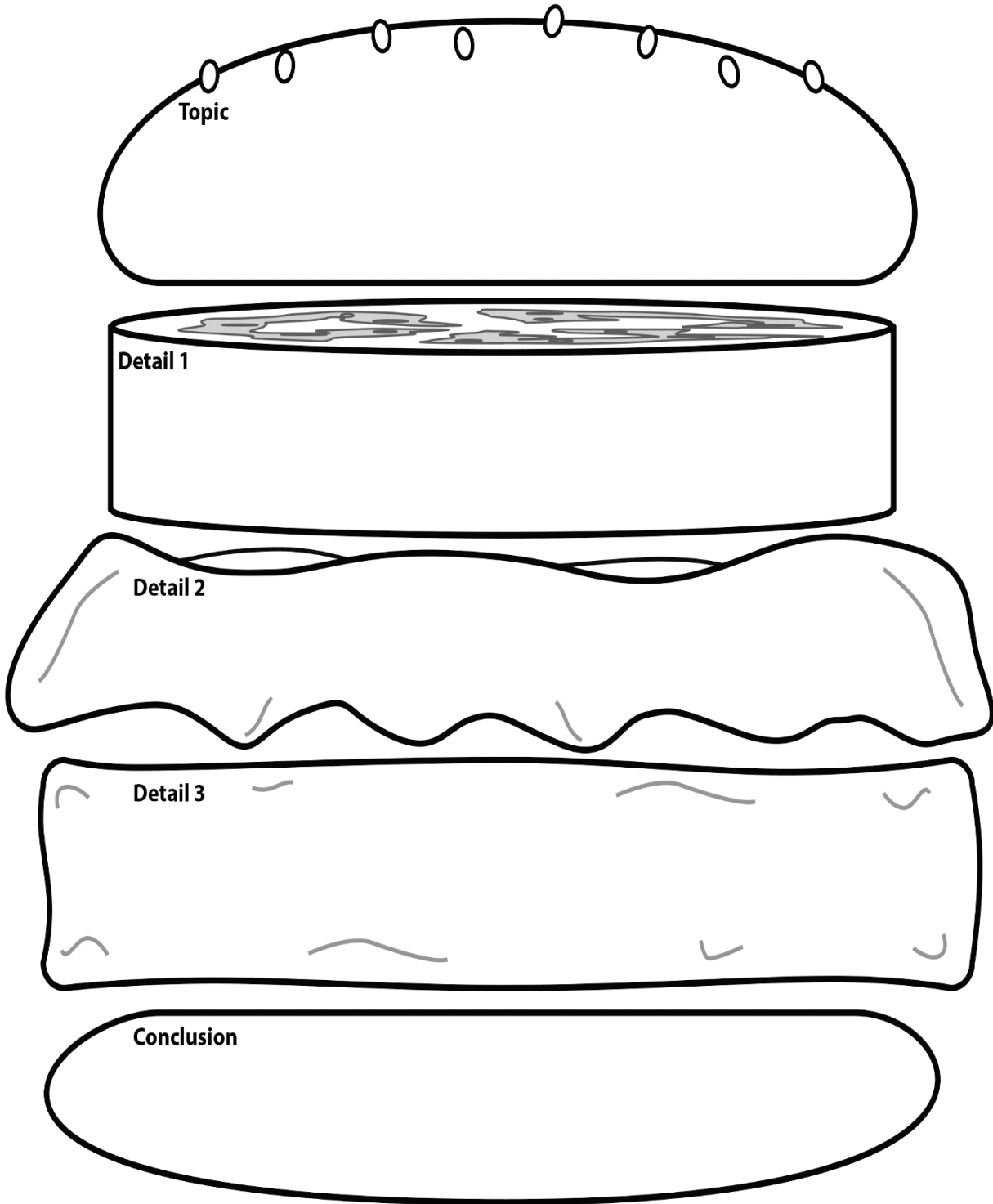
Form your who/what facts from lesson 48 into sentences using the hamburger below to help you write a paragraph. You need a topic sentence, three supporting detail sentences, and a conclusion sentence.

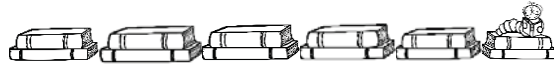




Writing

Form your where/when facts from lesson 48 into sentences using the hamburger below to help you write a paragraph. You need a topic sentence, three supporting detail sentences, and a conclusion sentence.

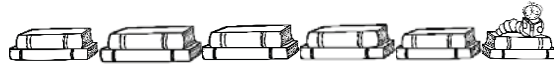




Quotation Marks

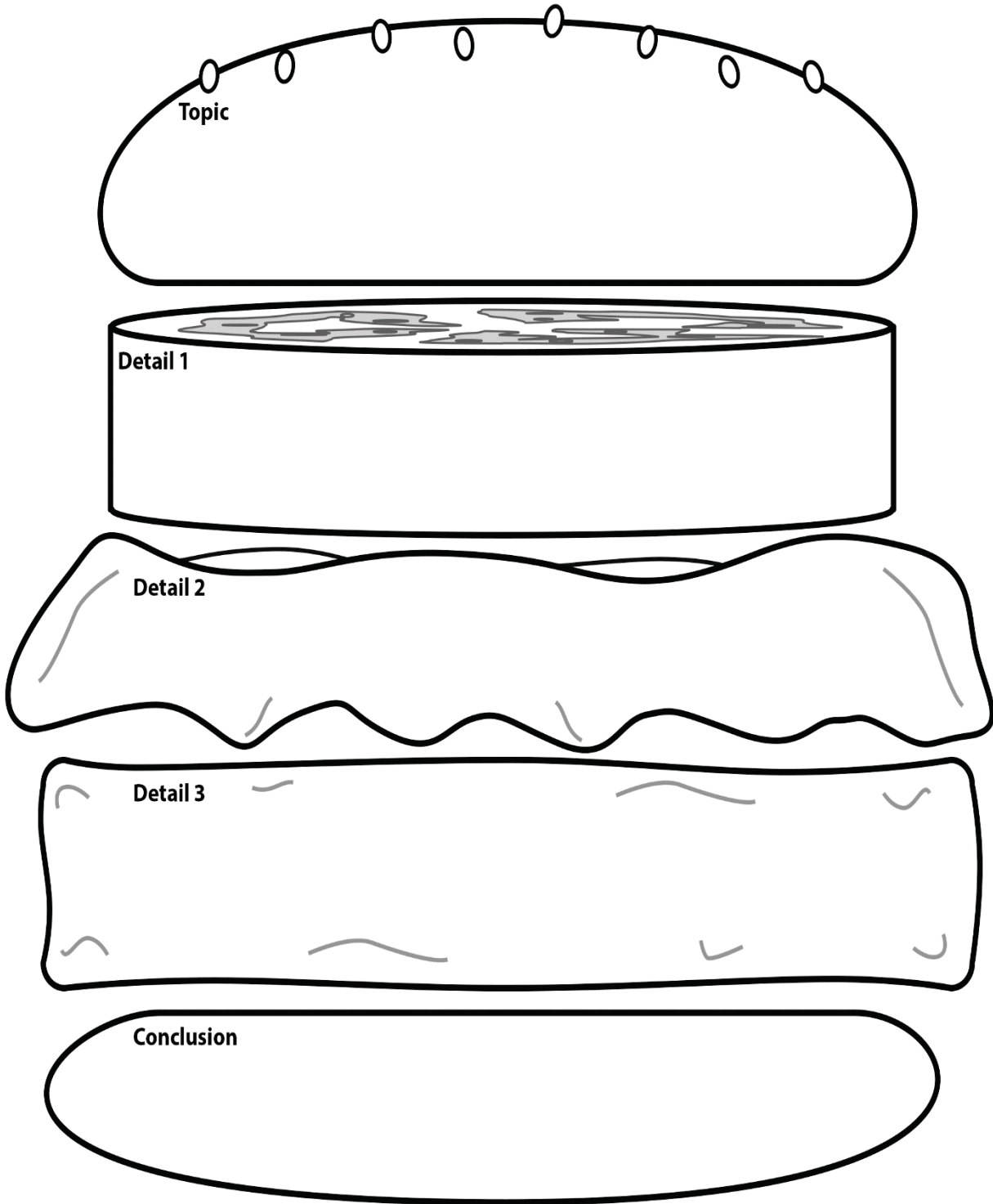
Cut out the following pieces and arrange them into different dialogues. Don't forget to use the rules you've learned.

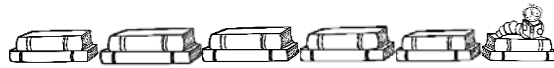
“	“	”	”	ait	“	“	”	”	he
said?	w				
asked	“	“	”	”	W				
smiled	S	S	s	s					
ight here	R	r	!						
he	He	he	.	.					
ver there	o	O							
kay,	,	,	“	“	”	”			



Writing

Form your why/how facts from lesson 48 into sentences using the hamburger below to help you write a paragraph. You need a topic sentence, three supporting detail sentences, and a conclusion sentence.





Adjectives

Underline the adjectives in the following sentences.

The bright light shone through the clean window.

Sally's purple scarf was made of soft cashmere.

We attended a delectable feast on that sunny Friday.

Our crazy family has a fabulous time together.

Her long, curly hair shimmered red in the sunshine.

The giggly baby lit up with a huge smile.

The sweltering heat sent us all inside for cool air.

Her bubbly bathwater smelled of fragrant lilacs.

His broken radio squawked out horrible sounds.

Have you been to the much-anticipated movie yet?

My favorite sweater is in the dirty laundry.

My annoying hiccups lasted forty-five minutes.

The friendly puppy licked my sticky fingers.



Adjectives

Underline the adjectives in the sentences below. In addition to all you've learned about adjectives, keep in mind that the following words are always adjectives: a, an, the, my, our, your, their.

We went to the huge carnival and saw your brother there.

My best friend cooked a delicious meal.

What is your favorite book?

The girl with the blonde hair took my dessert.

Our bouncy ball flew over the privacy fence.

Which of the choices is an adjective? Some sentences have more than one!

You did a fantastic job on your spelling worksheet.

- | | |
|---------------------------------|---------------------------------|
| <input type="radio"/> fantastic | <input type="radio"/> job |
| <input type="radio"/> you | <input type="radio"/> worksheet |

The three girls went to see the scary movie yesterday.

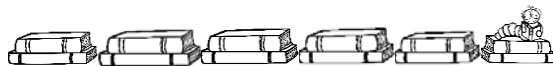
- | | |
|-----------------------------|-----------------------------|
| <input type="radio"/> movie | <input type="radio"/> went |
| <input type="radio"/> three | <input type="radio"/> scary |

Her athletic ability was incredibly impressive.

- | | |
|-------------------------------|----------------------------------|
| <input type="radio"/> ability | <input type="radio"/> athletic |
| <input type="radio"/> was | <input type="radio"/> impressive |


Our back pond was solid ice.

- | | |
|----------------------------|-----------------------------|
| <input type="radio"/> pond | <input type="radio"/> back |
| <input type="radio"/> our | <input type="radio"/> solid |



Writing


You're going to be writing a new funny story. Today, draw your main character in the box below. Make a list of things that describe your character underneath the picture. Make sure you give your character a name and an age.

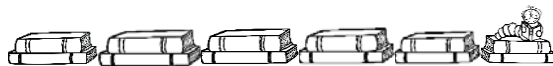




Writing


Draw or write what will happen at the beginning of your story. Where is your character at the beginning of the story? What's going on? Brainstorm and make notes for yourself.

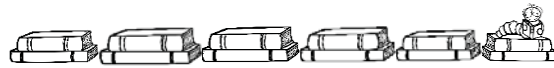




Writing

Draw or write what will happen in the middle and end of your story. What happens to your character? What makes it so funny? Brainstorm and make notes for yourself. Make a list.





About Me

Fill in the following chart about yourself.

Name

Hobbies/Talents

Address

Interests

Parents' Names

Siblings

Eye Color	Hair Color
-----------	------------

Picture of me

(continued on next page)



About My Mom

Fill in the following chart about your mom.


Name	Date of marriage
Date of birth	Place of marriage
Place of birth	Interests/hobbies/talents
Parents' Names	
Siblings	
Eye Color	Hair Color

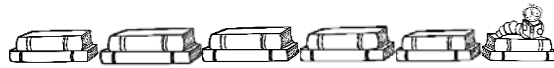
(continued on next page)



About My Dad

Fill in the following chart about your dad.

Name	Date of marriage
Date of birth	Place of marriage
Place of birth	Interests/hobbies/talents
Parents' Names	
Siblings	 <p>Picture of my dad</p>
Eye Color	Hair Color



Good vs. Well

The word *good* is an adjective. It will describe a noun. The word *well* is an adverb. It will describe a verb, adjective, or other adverb. Can you fill in the blanks below with the correct word?

My grandma cooks really _____.

Her picture was drawn so _____ I felt like I was in it.

Those donuts tasted really _____.

A hot shower feels _____ on my muscles.

Do you perform _____ under pressure?

Our plans sound _____ to me.

Our TV isn't working very _____ right now.

A lot of people think *Star Wars* is a _____ series.

How _____ are you doing on your school work?

My mother is feeling _____ after being sick.

The children put on a _____ play at church.

How _____ do you know your best friend?



About My Brother

Fill in the following chart about your brother. If you have more than one brother you can print more pages from lesson 111 of LA 4 on our website.

Name

Date of birth


Place of birth

Hobbies

Interests

Eye Color	Hair Color
-----------	------------

Any other information



(continued on next page)



About My Sister

Fill in the following chart about your sister. If you have more than one sister you can print more pages from lesson 111 of LA 4 on our website.

Name

Date of birth

Place of birth


Hobbies

Interests

Eye Color

Hair Color

Any other information





About My Grandmother - Paternal

Fill in the following pages about your grandparents. Ask your parents or call your grandparents (with permission!) if you need help with the information.

Name

Date of marriage

Date of birth

Place of marriage

Place of birth

Interests/hobbies/talents

Parents' Names

Occupation

Picture of my grandmother

Date/place of death

Eye Color

Hair Color

(continued on next page)



About My Grandfather - Paternal

Name

Date of marriage

Date of birth

Place of marriage

Place of birth

Interests/hobbies/talents

Parents' Names

Occupation

Picture of my grandfather

Date/place of death

Eye Color

Hair Color

(continued on next page)



About My Grandmother - Maternal

Name

Date of marriage

Date of birth

Place of marriage

Place of birth

Interests/hobbies/talents

Parents' Names

Occupation

Picture of my grandmother

Date/place of death

Eye Color

Hair Color

(continued on next page)



About My Grandfather - Maternal

Name

Date of marriage

Date of birth

Place of marriage

Place of birth

Interests/hobbies/talents

Parents' Names

Occupation

Picture of my grandfather

Date/place of death

Eye Color

Hair Color



About My Great Grandmother – Paternal #1

Fill in the following pages about your great grandparents. Ask your parents or call your grandparents (with permission!) if you need help with the information.

Name

Date of marriage

Date of birth

Place of marriage

Place of birth

Interests/hobbies/talents

Parents' Names

Occupation



Date/place of death

Eye Color

Hair Color

(continued on next page)



About My Great Grandmother – Paternal #2

Name

Date of marriage

Date of birth

Place of marriage

Place of birth

Interests/hobbies/talents

Parents' Names

Occupation

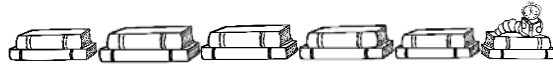
Picture of my great grandmother

Date/place of death

Eye Color

Hair Color

(continued on next page)



About My Great Grandfather – Paternal #1

Name

Date of marriage

Date of birth

Place of marriage

Place of birth

Interests/hobbies/talents

Parents' Names

Occupation

Picture of my great grandfather

Date/place of death

Eye Color

Hair Color

(continued on next page)



About My Great Grandfather – Paternal #2

Name

Date of marriage

Date of birth

Place of marriage

Place of birth

Interests/hobbies/talents

Parents' Names

Occupation

Picture of my great grandfather

Date/place of death

Eye Color

Hair Color

(continued on next page)



About My Great Grandmother – Maternal #1

Name

Date of marriage

Date of birth

Place of marriage

Place of birth

Interests/hobbies/talents

Parents' Names

Occupation



Date/place of death

Eye Color

Hair Color

(continued on next page)



About My Great Grandmother – Maternal #2

Name

Date of marriage

Date of birth

Place of marriage

Place of birth

Interests/hobbies/talents

Parents' Names

Occupation



Date/place of death

Eye Color

Hair Color

(continued on next page)



About My Great Grandfather – Maternal #1

Name

Date of marriage

Date of birth

Place of marriage

Place of birth

Interests/hobbies/talents

Parents' Names

Occupation

Picture of my great grandfather

Date/place of death

Eye Color

Hair Color

(continued on next page)



About My Great Grandfather – Maternal #2

Name

Date of marriage

Date of birth

Place of marriage

Place of birth

Interests/hobbies/talents

Parents' Names

Occupation

Picture of my great grandfather

Date/place of death

Eye Color

Hair Color



The Day I Was Born

Fill in this page about the day you were born. Ask your parents for any information you don't know.

Date of Birth

Time of Birth

Weight

Length

Place of birth

Doctor's Name

Any complications or memorable moments?

What was going on in the world the year I was born?


Picture of me as a baby

(continued on next page)



The Day I Was Born

Write the story of when you were born. What happened? How were your parents feeling? Who came to see you?





Special Things About Me

Fill in these boxes with the things that make you who you are. What are your talents and interests?

Words that describe me

Personality traits

Things I like to do


Picture of me doing something I love

(continued on next page)



Special Things About Me

Write the story of a special event in your life. Use lots of adjectives and adverbs to make it descriptive.





My Favorite Things

Fill in these boxes with the things that make you who you are. What are your talents and interests?

My Favorite Color

My Favorite Book

My Favorite Food

My Favorite Song

My Favorite Subject

My Favorite Movie

My Favorite Animal

My Favorite Activities

Picture of me doing my favorite thing

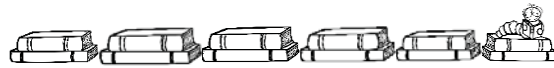
(continued on next page)



My Favorite Things

Write a story of a special memory with one of your favorite things. Be as descriptive as you can.





Places I've Lived

Fill in these boxes with information about the different places you've lived. You can draw a picture of your favorite place at the bottom.

Addresses or General Places I've Lived


Favorite Place I've Lived

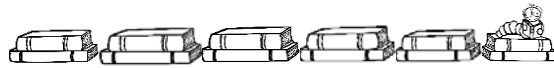


Autobiography

Use this page to write the story of your life. You can use the other pages you've filled in about your family tree, your favorite things, special things about you, etc.

Lined writing area for the autobiography. The page contains 14 horizontal lines for writing.





Adverbs

Adverbs can tell **how** something happened. Sally accidentally dropped her doll in the puddle. Adverbs can tell **when** something happened. Sally dropped her doll yesterday. Adverbs can tell **where** something happened. Sally dropped it here. Read these sentences. An action verb is in bold type. Underline the adverb that describes the bolded verbs.

We quickly **ran** to the mini mart for a snack.

Sandra, will you please **come** here?

We **went** to the park yesterday.

She cautiously **maneuvered** into traffic.

Her daughter **prayed** beautifully before they all ate.

They will **go** to the library soon.

He carefully **wrote** in his best handwriting.

The dog next door always **barks**.

We frantically **searched** for the lost set of keys.

Let's **make** plans tomorrow.

Bonus: My dad **snored** loudly as he **slept** dreamlessly.



Main Idea

Can you answer these questions about a written piece's **main idea**? Check your answers when you're finished and review what you missed so you can learn.

A main idea is...

- a. the general topic
- b. the specific point being made about the topic
- c. a supporting detail

The main idea is reinforced by...

- a. supporting details
- b. statements of opinion
- c. good grammar

What might be the main idea in an essay on smoking?

- a. smoking
- b. cigarettes
- c. smoking is bad for your health

Where is the main idea most often in a paragraph?

- a. in the first sentence
- b. in the middle
- c. in the last sentence

What's a good way to find the main idea of something you're reading?

- a. ask yourself general questions about what you've read
- b. only read the piece once
- c. memorize the piece

Which statement is true about main ideas?

- a. they are always factual
- b. they need to have good supporting details
- c. they should be stated first



Final Project

Use this sheet to record your resources, or the places where you find information for your final project. The info lines are short on purpose. Don't try to copy a full sentence. Take notes like "made in 1902" or "born on July 6." This will help you not copy what others wrote. Record the website address and date you found the information or the name of the author and book title of a book you used.

Topic: _____

Resource 1: _____

Info: _____

Info: _____

Info: _____

Info: _____

Info: _____

Info: _____

Resource 2: _____

Info: _____

Info: _____

Info: _____

Info: _____

Info: _____

Info: _____

Resource 3: _____

Info: _____

Info: _____

Info: _____

Info: _____

Info: _____

Info: _____



Final Project

Continue to gather your research. Use this sheet to record your resources and notes for your project. Remember that the info lines are short on purpose. Just take notes instead of copying full sentences. This will ensure your work is your own and not copied from someone else.

Resource 4: _____

Info: _____

Info: _____

Info: _____

Info: _____

Info: _____

Info: _____

Resource 5: _____

Info: _____

Info: _____

Info: _____

Info: _____

Info: _____

Info: _____

Resource 6: _____

Info: _____

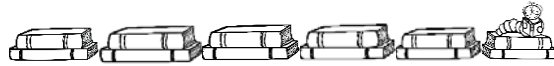
Info: _____

Info: _____

Info: _____

Info: _____

Info: _____



Final Project

This is your last day for researching and gathering facts. Look for any missing pieces you feel you have and jot your notes below.

Resource 7: _____

Info: _____

Info: _____

Info: _____

Info: _____

Info: _____

Info: _____

Resource 8: _____

Info: _____

Info: _____

Info: _____

Info: _____

Info: _____

Info: _____

Resource 9: _____

Info: _____

Info: _____

Info: _____

Info: _____

Info: _____

Info: _____