

# EP Language Arts 2

## Printables



This book belongs to:

---

This book was made for your convenience. It is available for printing from the Easy Peasy All-in-One Homeschool website. It contains all of the printables from Easy Peasy's Language Arts 2 course. The instructions for each page are found in the online course.

Please note, in the various places where parts of speech are practiced, certain words can be categorized in more than one place (you can go for a swim [noun] or you can swim [verb]). If your child marks one of them differently than the answer key indicates, have a conversation with them to find out why.

Easy Peasy All-in-One Homeschool is a free online homeschool curriculum providing high quality education for children around the globe. It provides complete courses for preschool through high school graduation. For EP's curriculum visit [allinonehomeschool.com](http://allinonehomeschool.com).

## **EP Language Arts 2 Printables**

Copyright © 2017 All rights reserved.

This workbook, made by Tina Rutherford with permission from Easy Peasy All-in-One Homeschool, is based on the language arts component of Easy Peasy's curriculum. For EP's online curriculum visit [allinonehomeschool.com](http://allinonehomeschool.com)

This book may not be reproduced in whole or in part in any manner whatsoever without written permission from Easy Peasy.

ISBN-13: 978-1542665445

ISBN-10: 1542665442

First Edition: January 2017

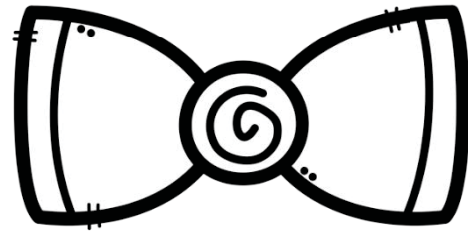
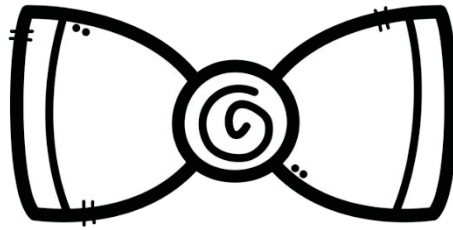


## Following Directions

Practice following the directions in each box.


Draw a big number 8. Give it a silly face.

Color one bow tie blue. Color the other bow tie orange and give it a crazy pattern.



Fill each petal with a different design. You can make your own or use these: stripes, polka dots, zig zags, hearts, and stars.

Draw 3 different shapes. Color them all differently.





## Singular and Plural nouns


A noun is **singular** when it refers to only one person, place, thing, or idea:



apple



kid




flower



bee


A noun is **plural** when it refers to more than one person, place, thing, or idea:



apples



kids



flowers



bees

The regular plural form of a noun is made by simply adding an **s** to the end of the word. The following list is a mix of singular and plural nouns. If the noun is in the singular form, write its plural form in the blank. If the noun is in the plural form, write its singular form in the blank.

horse \_\_\_\_\_

balls \_\_\_\_\_

faces \_\_\_\_\_

book \_\_\_\_\_

shirt \_\_\_\_\_

clock \_\_\_\_\_

doors \_\_\_\_\_

game \_\_\_\_\_

Write four plural nouns from your reading today or another book you've read.

\_\_\_\_\_



## Plural Rules

The regular plural of nouns is made by adding an S to the end of the word. But there are exceptions to this rule. We call these exceptions **irregular plurals**.

We make the plural of nouns that end in CH, SH, X, or SS by adding ES.

one dress



two dresses

one fox



two foxes

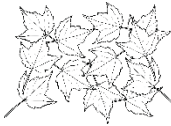
one couch



two couches

We make the plural of some nouns that end in F or FE by changing the F or FE to V and adding ES.

one leaf



two leaves

one elf



two elves

We make the plural of nouns that end in Y not following a vowel by changing the Y to I and adding ES.

one cherry



two cherries

one fly



two flies

And of course, there are many words that just don't follow a rule.

one woman, two women

one child, two children

one sheep, two sheep

one cactus, two cacti

Write the plurals:

knife \_\_\_\_\_

boy \_\_\_\_\_

wish \_\_\_\_\_

miss \_\_\_\_\_

try \_\_\_\_\_

man \_\_\_\_\_

inch \_\_\_\_\_

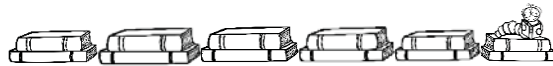
hand \_\_\_\_\_

box \_\_\_\_\_

girl \_\_\_\_\_


loaf \_\_\_\_\_

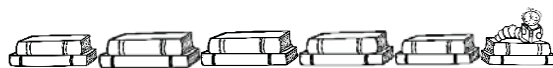
pie \_\_\_\_\_



## Fishing for Nouns

A **noun** is a person (Jeffrey, boy, sister), place (post office, church, Chicago), thing (ball, dog, computer), or idea (love, fear, happiness). Circle the fish below that contain nouns.





## Ar words

Fill in the missing "ar" word using the word box below.

arm	dark	yard	far	barn
car	bark	harp	cart	park

I went out into the \_ \_ \_ \_ to play.

We filled our \_ \_ \_ \_ at the store.

My dog likes to \_ \_ \_ \_ at the TV.

The swings at the \_ \_ \_ \_ are fun.

The \_ \_ \_ \_ makes a pretty sound.

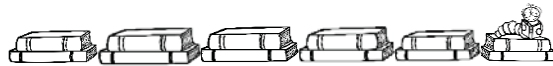
My grandmother lives \_ \_ \_ away.

The hayloft is in the \_ \_ \_ \_.

My sister is afraid of the \_ \_ \_ \_.

His \_ \_ \_ was in a sling.

My mom drives a red \_ \_ \_.



## Er sound

Fill in the missing “er” word using the word box below. Then write more “er” words on the blank at the bottom.

serve skirt burp curve every blur turkey squirrel

The \_ \_ \_ \_ \_ ran up the tree.

She had flowers on her \_ \_ \_ \_ \_.

I \_ \_ \_ \_ \_ when I drink soda.

The sign marked the \_ \_ \_ \_ \_ in  
the road.

The \_ \_ \_ \_ \_ was delicious.

The cars went so fast they were a  
\_ \_ \_ \_ \_.

My mother likes to \_ \_ \_ \_ \_ us  
dinner.

I brush my teeth \_ \_ \_ \_ \_ day.

---





## Proper Nouns

Proper nouns are names of people, places, things and ideas. Read the story below. Circle the proper nouns and then write them on the lines below the story. Make sure to capitalize them on the lines!

My favorite day of the week is friday. I start the day with my favorite cereal, choco chunkies. It's a special treat I only get to have on that day. Then I find all of my library books from the previous week. Friday is the day we get to go to central library and pick out new books. I love reading and finding new stories! That afternoon, we get to have lunch at my favorite sandwich shop, anderson's deli. The sandwich I get is called monster cheese. It's so warm and toasty and delicious. That evening is basketball practice. This year, my team is the crushers, and my dad is the coach. I'm on the team with my best friend, james. Finally, when I fall into bed after a long day, it's always nice to realize the next day is saturday, so I can just relax!

1. \_\_\_\_\_

5. \_\_\_\_\_

2. \_\_\_\_\_

6. \_\_\_\_\_

3. \_\_\_\_\_


7. \_\_\_\_\_


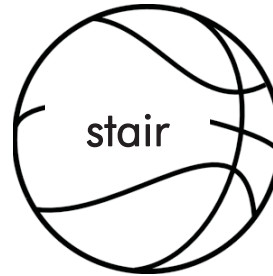
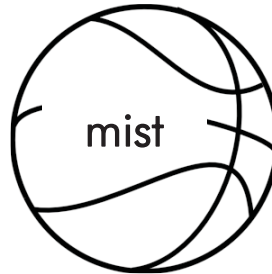
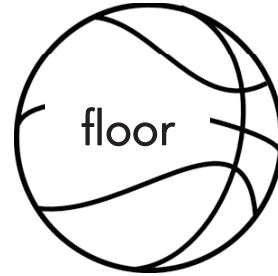
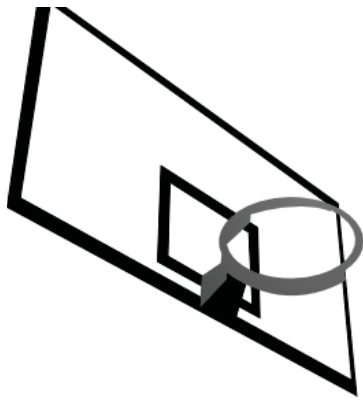
4. \_\_\_\_\_

8. \_\_\_\_\_



## Play Ball

Help the basketball player choose the right balls for his game. Color orange the basketballs that have the same vowel sound as . Choose one of the words to write on the blank at the bottom of the page.



---



## Different Nouns

A **noun** is a person, place, thing or idea. A **proper noun** names a *specific* person, place, thing or idea. Since they are names, proper nouns are always capitalized.



Carol



Calvary

A **common noun** is a *general* person, place, thing or idea. Since they are not names, common nouns are only capitalized if they begin a sentence.



girl



church

Are the following nouns common or proper? Write **C** on the lines beside the common nouns and write **P** on the lines beside the proper nouns:

1. cereal \_\_\_\_\_

6. James \_\_\_\_\_

2. planet \_\_\_\_\_

7. Mars \_\_\_\_\_

3. Mexico \_\_\_\_\_

8. friend \_\_\_\_\_

4. chair \_\_\_\_\_

9. school \_\_\_\_\_

5. Reno \_\_\_\_\_

10. zoo \_\_\_\_\_

Write 3 common nouns:

---

---

---

Write 3 proper nouns:

---

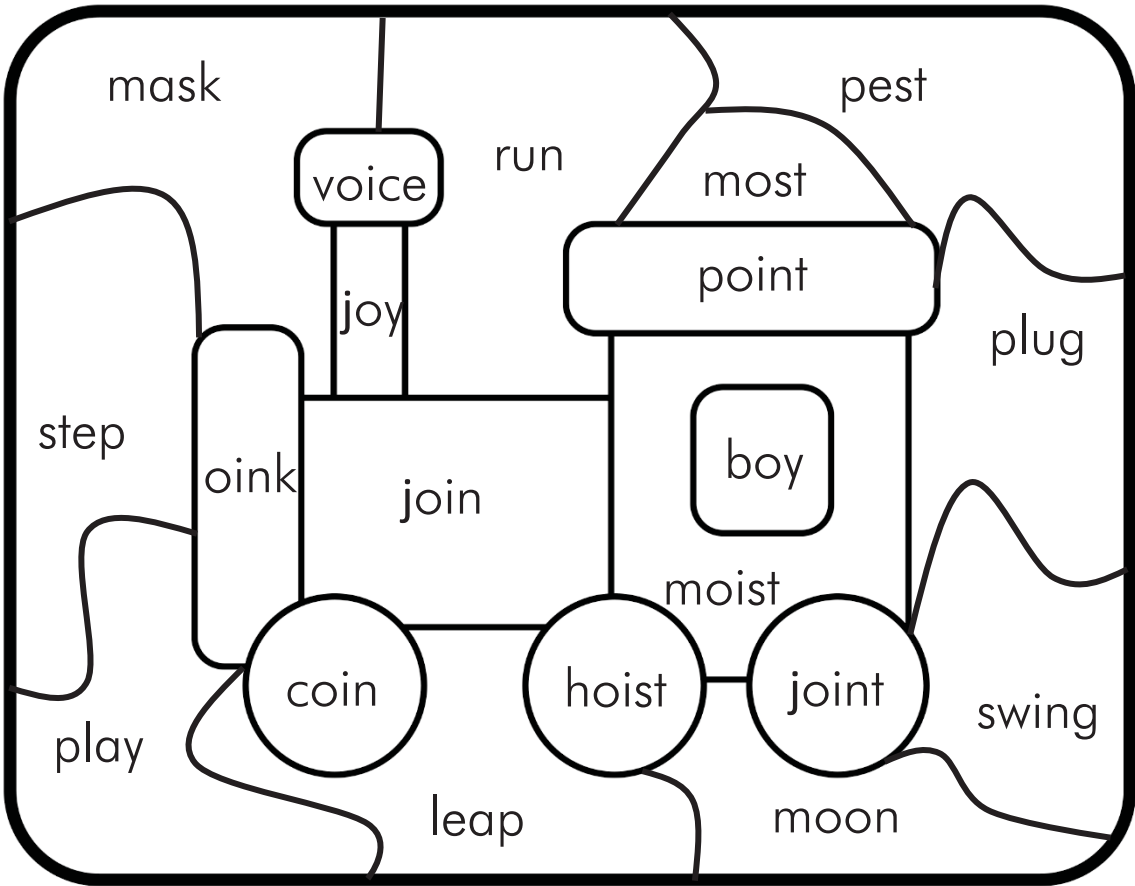
---

---



# Oy!

Find the hidden toy! Color red all of the spaces with words that have the same vowel sound as “toy.” Color the rest of the words brown.



Write your name, phone number, and address:

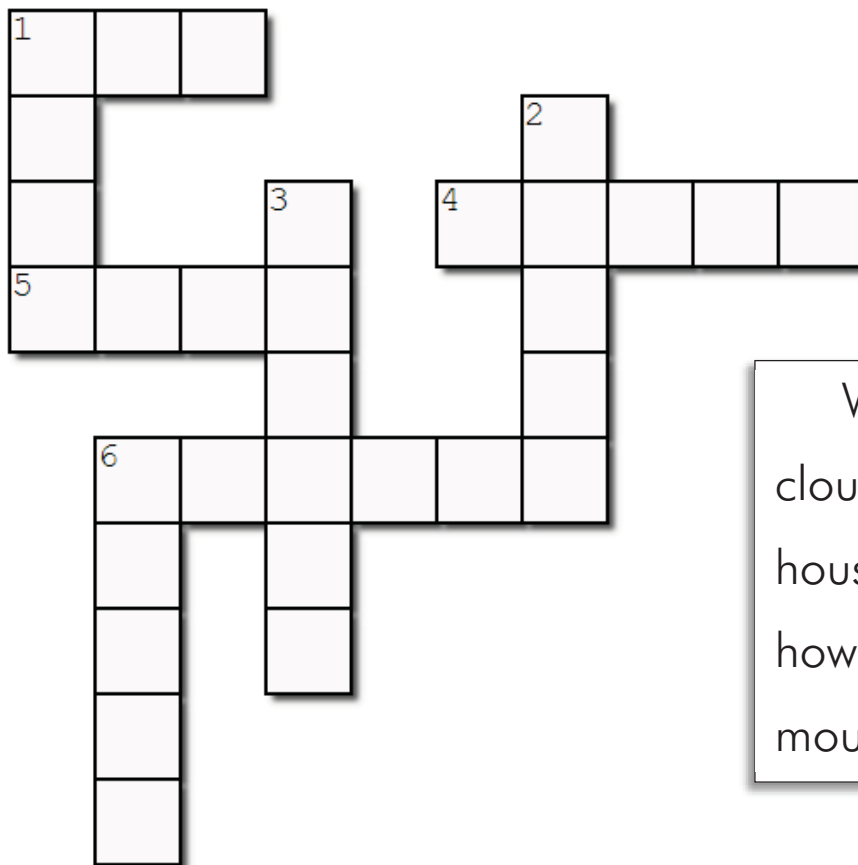
Name: \_\_\_\_\_ Phone: \_\_\_\_\_

Address: \_\_\_\_\_



## Crossword – Ow sound

Fill in the correct word from the word box to complete the crossword puzzle.



Word box:

clouds	ouch
house	owl
howl	pounce
mouse	proud


### Across

1. The \_\_\_\_ was hooting in the trees.
4. The \_\_\_\_ ate all of the cheese.
5. Our dog will sometimes \_\_\_\_ at the door.
6. Some cats love to \_\_\_\_.

### Down

1. When I fell off my bike, I screamed, "\_\_\_\_!"
2. Our \_\_\_\_ is the smallest on our street.
3. The sky was full of \_\_\_\_.
6. I am \_\_\_\_ when I work hard.

Circle the common nouns and underline the proper nouns:





## Aw sound

Use the words from the box to fill in the blanks. Then draw a picture of one of the sentences or draw your own “aw” scene.

saw    paw    cause    draw    pause    flaw

My dog licked his \_\_\_\_\_.


I love to \_\_\_\_\_ pictures.

We had to \_\_\_\_\_ the movie.

My biggest \_\_\_\_\_ is a lack of patience.

I \_\_\_\_\_ a deer in the backyard.

She’s raising money for a good \_\_\_\_\_.





## AL words

Use the words from the box to fill in the blanks. Then find them in the word search. Finally, write 3 words that rhyme with the words from the box.

fall   walked   hall   call   all   tall

I heard my mom \_\_\_\_\_ for me so I  
\_\_\_\_\_ down the \_\_\_\_\_. I  
tripped over a toy and had quite the  
\_\_\_\_\_. I needed a bandage for my  
knee. Thankfully, I am \_\_\_\_\_  
because they were on the top shelf.  
As my little sister would say, the  
bandage made it \_\_\_\_\_ better.

F   A   T   A   L   L   C   T   L  
A   C   N   Q   D   Z   A   R   A  
L   R   G   I   F   T   L   Y   L  
L   H   A   L   L   A   L   P   L  
B   W   A   L   K   E   D   Z   X



## Nouns

Circle the common nouns and underline the proper nouns. Then write five common nouns and five proper nouns in the blanks at the bottom.

1. Jessica and Andrew went to Matthew's house.
2. The boys all ran around Northgate Mall.
3. The girls played with the ball at Griffith Park.
4. Maya loved to dress up her doll.
5. Kate had some cake.
6. The book belonged to Jack.
7. Henry was Central Zoo's biggest tortoise.
8. There was a loud noise in the backyard.

Common nouns:

1. \_\_\_\_\_

2. \_\_\_\_\_

3. \_\_\_\_\_

4. \_\_\_\_\_

5. \_\_\_\_\_

Proper nouns:

1. \_\_\_\_\_

2. \_\_\_\_\_

3. \_\_\_\_\_

4. \_\_\_\_\_

5. \_\_\_\_\_

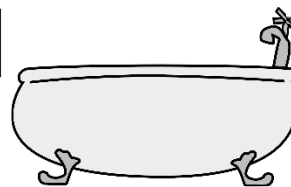





## Story Order

Read the story below. Then put the pictures in the order they happened in the story by numbering the boxes. Finally, underline the 5 words in the story that have the long a sound.


During the week, I do a lot of the same things. I wake up in the morning and make my bed. I have breakfast and then start my school work. I'm usually done by lunch time. After lunch, I love to ride my bike. It's good exercise and a lot of fun. I also like to build things and try to figure out how things work. At the end of a long day, I love to relax in the bathtub. What does your daily schedule look like?





## Ing words

Each of the pictures represents a word that ends in **ing**. Write the word beside the picture it represents. Then write four sentences using ing words.



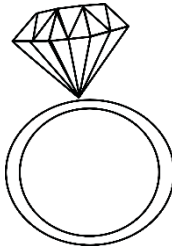
\_\_\_\_\_




\_\_\_\_\_



\_\_\_\_\_



\_\_\_\_\_



\_\_\_\_\_

\_\_\_\_\_

\_\_\_\_\_

\_\_\_\_\_

\_\_\_\_\_

\_\_\_\_\_



## Ink sound

Fill in the blank with the “ink” word from the box that best fits the description.

think   rink   ink   drink   brink   stink   sink  
pink   wink   blink   mink

What a skunk has

---

When I close my eyes fast

---

What’s inside a pen

---

What I do with my brain

---

What I do with milk

---

Put these sentences in the correct order.

going   park   She   brother.   with   to   her   the   is

---

---

coming,   excited!   and   cousin   I’m   is   so   My

---

---



## Ank sound

Fill in the missing “ank” words below.

bank    thank    drank    sank    crank    stank    plank    rank

After the skunk sprayed, the air \_\_\_\_\_.

I \_\_\_\_\_ some milk.

My heart \_\_\_\_\_ when I heard the news.

I always say please and \_\_\_\_\_ you.

The deck had a loose \_\_\_\_\_ of wood.

We got some money at the \_\_\_\_\_.

When I \_\_\_\_\_ my favorite colors, red  
is number one.

The old fashioned ice cream maker had  
a hand \_\_\_\_\_.

Write a sentence using **smug** or **envious**. Examples: *She thought she was the best swimmer ever and was so **smug** about it. She was **envious** of how well the other girls could swim.*

---

---



## Noun Review

Underline all the nouns in each sentence.

The girls played with their dolls in the playroom.

The boys kicked the ball in the backyard.

Samuel read a book in his bed.

The phone rang and woke up Jan.

Write **P** for proper or **C** for common in the blank beside each noun.

book \_\_\_\_\_ James \_\_\_\_\_

Chicago \_\_\_\_\_ sock \_\_\_\_\_

Jupiter \_\_\_\_\_ love \_\_\_\_\_

Write the plural of each word in the blank beside it.

finger \_\_\_\_\_ cup \_\_\_\_\_

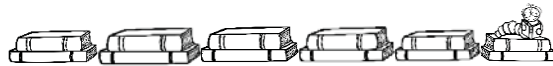
lamp \_\_\_\_\_ picture \_\_\_\_\_

flower \_\_\_\_\_ friend \_\_\_\_\_

Write a sentence using **amble** or **hastily**. Examples: *He **ambled** down the street whistling a tune. He **hastily** ate breakfast and spilled his juice.*

---

---




## Ang sound

Fill in the blanks with the “ang” word that best fits. Then put the pictures in the order of the story by numbering the boxes.

sang rang bang hang

The phone \_\_\_\_\_ and woke me up. It was my Aunt Cathy. She \_\_\_\_\_ Happy Birthday to me. I sat straight up in bed and tried not to \_\_\_\_\_ my head on the wall. I told my aunt, “Don’t \_\_\_\_\_ up, but my birthday is next week!” We had a good laugh.



Write a sentence using **indignant** or **scornfully**. Examples: *She was **indignant** that someone would step on her foot. She looked at the bread **scornfully** and said, “I would never eat that!”*

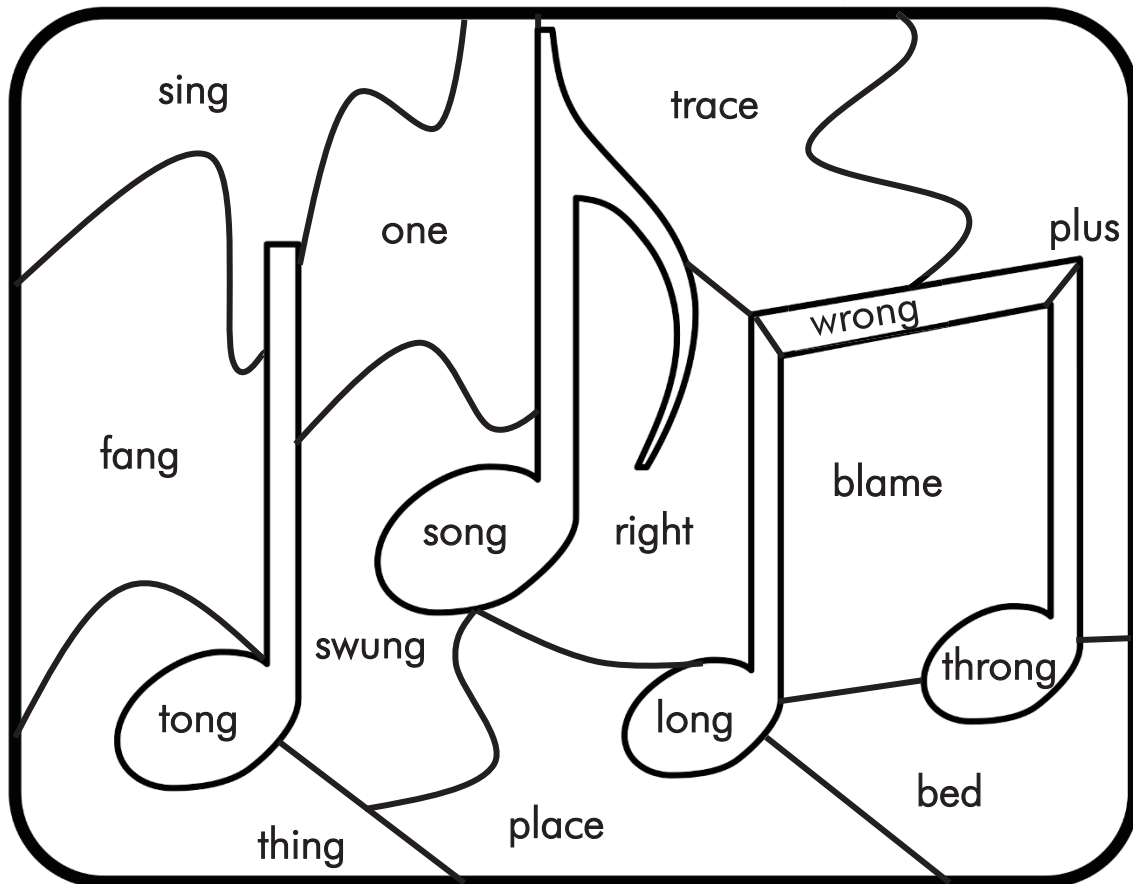
---

---



## Ong sound

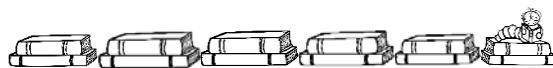
Color orange all of the words in the puzzle that rhyme with “song.” Color the rest of the words blue.



Write a sentence using **anxious** or **feeble**. Examples: *The big storm made him **anxious**. He has been sick for so long he has become **feeble**.*

---

---



## Ung sound

Fill in the “ung” words that best fit the blanks below. Then write 3 more sentences about what the girl does at home.

sung   rung   hung   swung   flung
------------------------------------

A girl \_\_\_\_\_ from the monkey bars at the playground. As she \_\_\_\_\_ there, she thought of the song they had \_\_\_\_\_ in choir about a monkey swinging through the trees. When she climbed down the ladder, her shoe got stuck on a \_\_\_\_\_. “Maybe I wouldn’t make a very good monkey,” she thought as she \_\_\_\_\_ herself down.

---

---

---

---

---



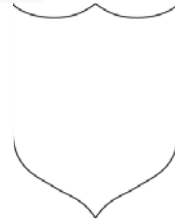


## Dge sound

Fill in the “dge” words that best fit the blanks below. One is a proper noun! If you want to, you can color the pictures that correspond to the sentences.

Pledge edge badge fudge lodge

I earned a \_\_\_\_\_ in my  
scout program.



I love to make peppermint  
\_\_\_\_\_ with my mom.




We stayed at the \_\_\_\_\_  
when we went on vacation.



I saw a rainbow at the  
\_\_\_\_\_ of the clouds.



We said the \_\_\_\_\_ of  
Allegiance.




Write a sentence about anything you want. Remember how to start and finish it.

---

---



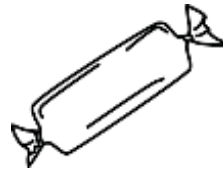
## Word Scramble

Unscramble the letters to make words that end with the same ending as .


tftyif \_\_\_\_\_

50

ydnca \_\_\_\_\_




npoy \_\_\_\_\_



byab \_\_\_\_\_



yenmo \_\_\_\_\_



Write a sentence about anything you want. Remember how to start and finish it.

---

---



## Le ending

Fill in the “le” words that best fit the blanks below. Use the pictures if you need help figuring out the word. You can color the pictures if you want to.


We lit a \_\_\_\_\_ when the  
power went out.




My favorite snack is an  
\_\_\_\_\_ with peanut butter.



My baby brother loves to  
drink his \_\_\_\_\_.



My pet \_\_\_\_\_ is named  
Myrtle.



We eat at the dining room  
\_\_\_\_\_.



Write a question. What punctuation mark belongs at the end?



---

---



## Ea words

All of the pencils have “ea” words on them, but they have different sounds!  
Color red the words that have the same vowel sound as red. Color gray the words that have the same vowel sound as gray.



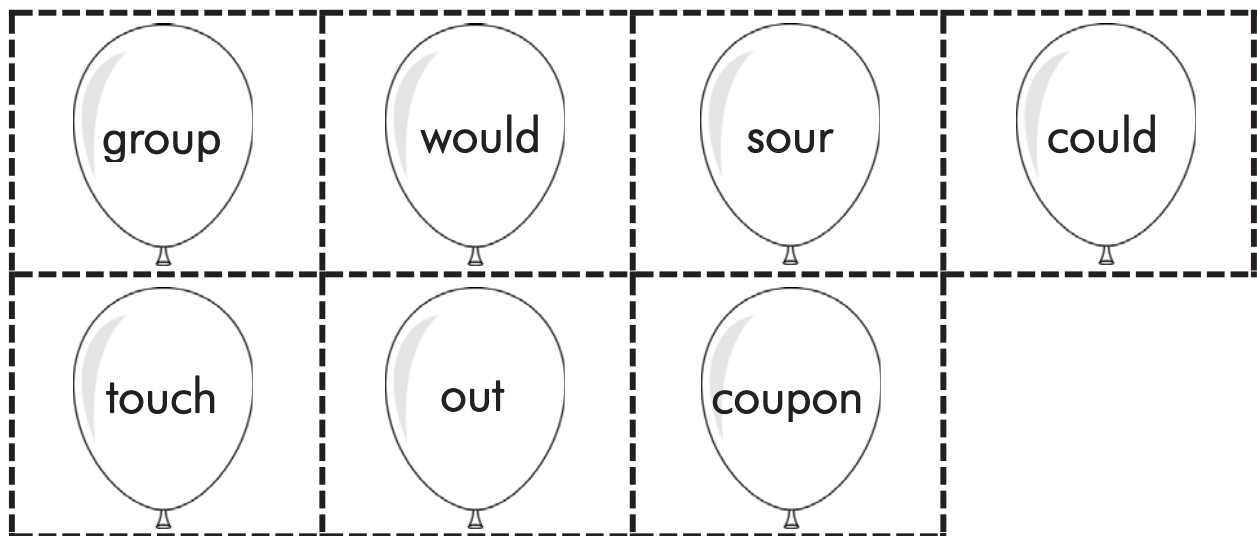
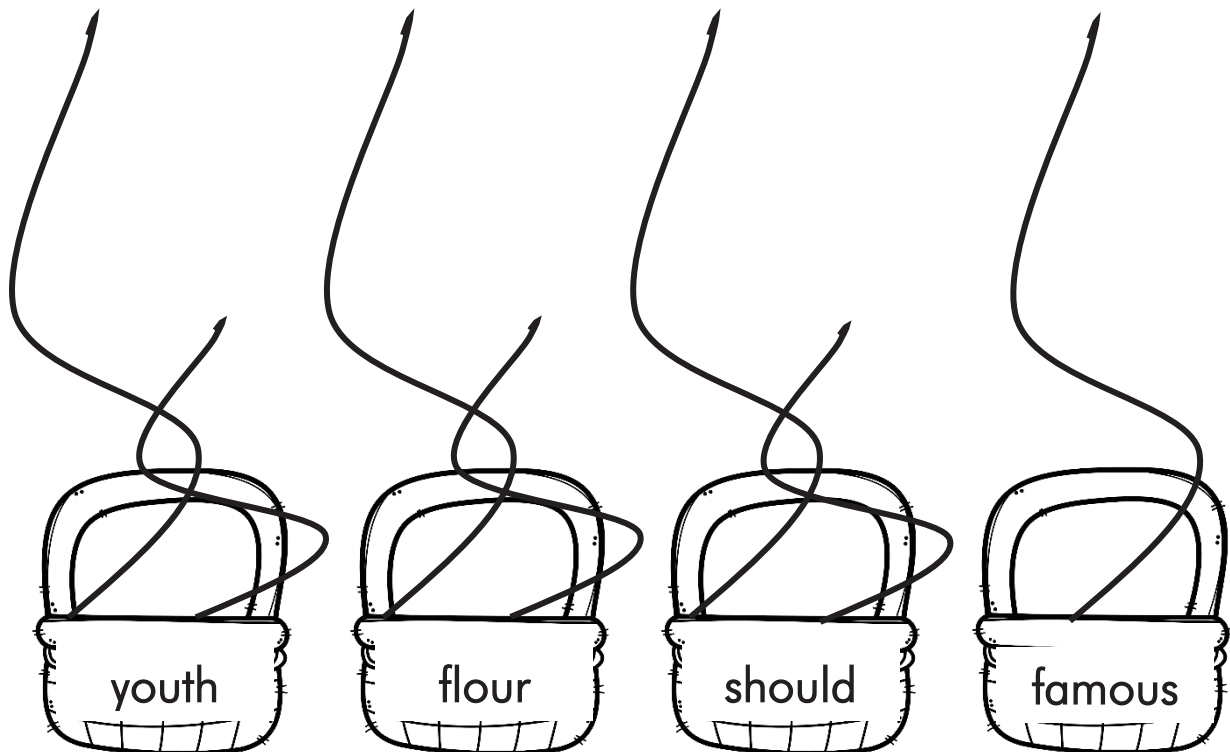
How many red pencils are there? \_\_\_\_\_

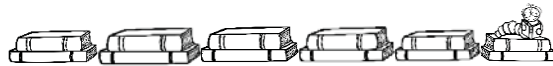
How many gray pencils are there? \_\_\_\_\_



## Ou words

Each basket has a word on it. Cut and paste the balloons with the same vowel sound onto the strings coming out of that basket.





## Plural Review

Fill in the plural of each word in the blank beside the word. For many nouns, you simply add an "s" to make it plural. Here are some reminders about the exceptions:

For nouns that end in ch, sh, x, o, or ss, add "es."

For some nouns ending in f or fe, change those endings to "ves."

For nouns that end in a consonant followed by a y, change the y to "ies."

For some nouns that have oo, change oo to "ee."

Many other irregular nouns don't follow any rule: children, deer, men, etc.

foot \_\_\_\_\_

toy \_\_\_\_\_

itch \_\_\_\_\_

elf \_\_\_\_\_

baby \_\_\_\_\_

woman \_\_\_\_\_

fox \_\_\_\_\_

ball \_\_\_\_\_

hero \_\_\_\_\_

deer \_\_\_\_\_

kiss \_\_\_\_\_

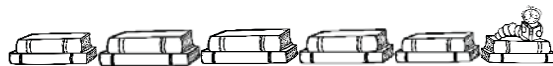
hug \_\_\_\_\_

goose \_\_\_\_\_

knife \_\_\_\_\_

candy \_\_\_\_\_


box \_\_\_\_\_



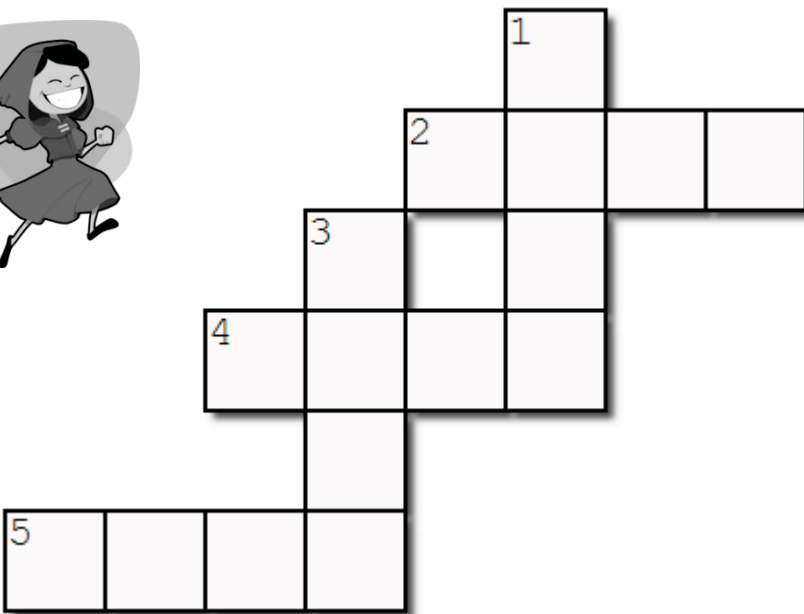
# Oo Crossword

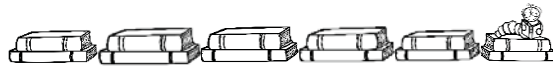
Use the pictures to fill in the crossword puzzle. All of the words have “oo” in them.

Across:



Down:





## Writing


Copy this sentence: *He stopped and into his yellow eyes crept a look of suspicion.*

---

---

Fill in the blanks with either “gh” or “ph” to make the missing “f” sound. Match the words to the pictures.

\_\_\_\_one




\_\_\_\_oto



ele\_\_\_\_ant



lau\_\_\_\_



rou\_\_\_\_








## Writing

Underline the silent letters in the words that contain them below. Then find those words in the picture. Finally, write them on the lines at the bottom.

two    big    knife    dog    comb    sign    wave    man



---

---



## Action Verbs

Each line contains one action verb. Circle it.

- |     |          |       |         |        |
|-----|----------|-------|---------|--------|
| 1.  | paper    | snow  | sheet   | flying |
| 2.  | watching | note  | brother | bag    |
| 3.  | green    | hair  | write   | cheek  |
| 4.  | cheer    | wagon | lamp    | tissue |
| 5.  | chair    | sit   | tooth   | shorts |
| 6.  | noise    | loud  | shout   | ear    |
| 7.  | library  | book  | quiet   | read   |
| 8.  | giggle   | happy | smiley  | mouth  |
| 9.  | couch    | kneel | shirt   | floor  |
| 10. | ice      | water | shoes   | type   |



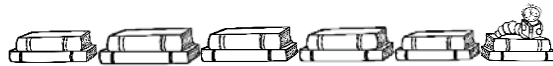
## Verb Types

Every sentence has a subject (a person or a thing) and a verb. Circle the subject and underline the verb in each of the following sentences.

1. Rebecca painted a beautiful picture.
2. The ball rolled down the hill.
3. I dropped my book.
4. God's creation is magnificent.
5. Mr. Anderson teaches math.

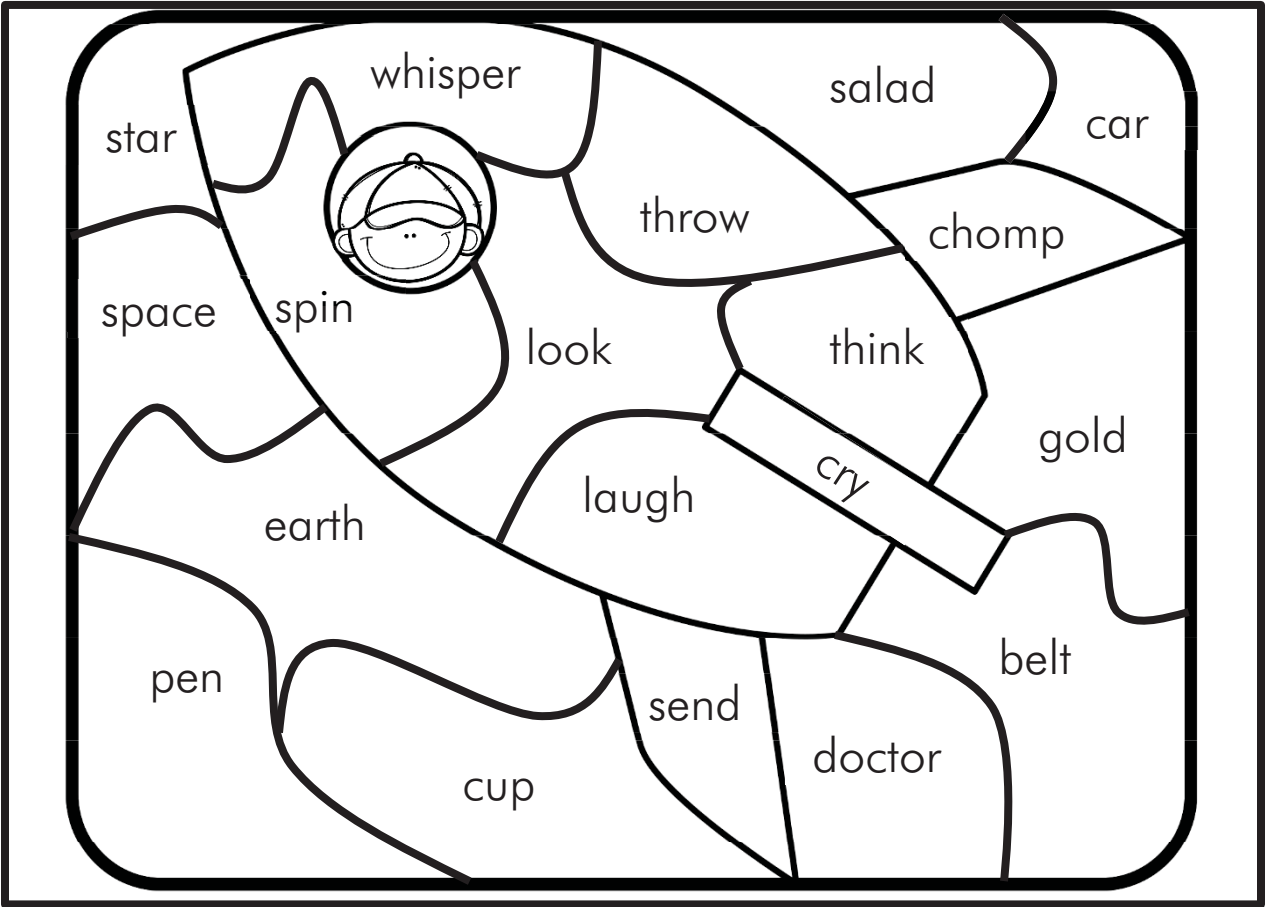
The main verb in a sentence either shows action (**action verbs**) or a state of being (**linking verbs**). Write an A next to the action verbs and an L next to the linking verbs below.

yell	_____	are	_____
leap	_____	want	_____
is	_____	slept	_____
be	_____	was	_____



# Find the Verbs

Uncover the hidden picture! If the word is a verb, color the space orange. If it is not a verb, color the space gray.



Can you think of 8 more verbs? Write them below. Do 4 of them!

---

---

---

---

---

---


---

---



## Action Verbs

Remember that action verbs tell what someone or something does. They show action. Circle the action verbs in each of the sentences below.



Play verb charades! Cut or tear a scrap paper into 10 pieces. Write 10 verbs on the pieces. Put them into a bag and take turns with your family drawing a slip of paper and acting out the verb without talking. Try to guess each others' verbs!



## To Be

The verb **to be** is a verb that shows a state of being. Use the chart to fill in the missing form of **to be** in each sentence.

Person	Past	Present	Future
I	was	am	will be
you, they, we	were	are	will be
he, she, it	was	is	will be

Uncle Bob \_\_\_\_\_ home, but now he's not.

The ball \_\_\_\_\_ flat now since it hit a nail.

Tomorrow it \_\_\_\_\_ hot.

Yesterday it \_\_\_\_\_ cold.

I \_\_\_\_\_ going to the store later.

They \_\_\_\_\_ loud, but now they \_\_\_\_\_ quiet.

It \_\_\_\_\_ a beautiful day, isn't it?

You \_\_\_\_\_ coming over later.



## Linking Verbs

Circle the linking verbs in the sentences below. Some of them aren't in the "to be" form. One sentence has an action verb in it. Can you find it? Underline it.

My dad is an architect.



The mail will be delayed tomorrow.

The girls were tired after their soccer game.



The girl seems shy.

I went to the store yesterday.



It was very windy today.

My dog looks hungry.



Your turn! Write two sentences with linking verbs. Circle your linking verbs.

---

---

---

---



## Past Tense

Verbs in the **past tense** are showing that something already happened. To make most verbs past tense, you simply add “ed” to the end. There are some exceptions to this. Read the examples and then make the verbs past tense.

If a verb ends in e, simply add “d” instead of “ed” (bake = baked).

race \_\_\_\_\_ please \_\_\_\_\_

tame \_\_\_\_\_ fake \_\_\_\_\_

If a verb ends in a consonant followed by a y, change the y to an i and then add “ed.” If it ends in a vowel followed by a y, leave the y and add “ed.” This is similar to the plural rule for words ending in y (carry = carried, play = played).

hurry \_\_\_\_\_ obey \_\_\_\_\_

cry \_\_\_\_\_ stay \_\_\_\_\_

Make these verbs past tense.

place \_\_\_\_\_ jump \_\_\_\_\_

dry \_\_\_\_\_ wash \_\_\_\_\_

color \_\_\_\_\_ clean \_\_\_\_\_

enjoy \_\_\_\_\_ ask \_\_\_\_\_

like \_\_\_\_\_ try \_\_\_\_\_

guess \_\_\_\_\_ worry \_\_\_\_\_





## Action Verbs

For each sentence, find the action verb and write it in the blank.

We went to the store early Friday morning. \_\_\_\_\_

We put the groceries into the shopping cart. \_\_\_\_\_

We had to wait at the checkout for a long time. \_\_\_\_\_

We finally paid the cashier for our groceries. \_\_\_\_\_

We then loaded our car with all of the groceries. \_\_\_\_\_

We carefully drove home for a late lunch. \_\_\_\_\_

Which word is the action verb in each sentence?

I read the whole book.

- a. read                      c. whole  
b. book                      d. the

My dad grilled our burgers.

- a. dad                      c. burgers  
b. my                      d. grilled

She sat on the cold bench.

- a. cold                      c. sat  
b. bench                      d. on

We went to the beach.

- a. beach                      c. to  
b. went                      d. we

The bag hung on the hook.

- a. hook                      c. hung  
b. bag                      d. on

The ice cracked in the glass.

- a. cracked                      c. in  
b. ice                      d. glass



## Linking Verbs

For each sentence, find the linking verb and write it in the blank.

That girl seems nice and friendly to me. \_\_\_\_\_

All the kids who came look so happy. \_\_\_\_\_

She was so hungry she wanted seconds. \_\_\_\_\_

Harold is an award-winning sushi chef. \_\_\_\_\_

Her shoes are the muddiest I've ever seen. \_\_\_\_\_

My dad is thirsty and is asking for iced tea. \_\_\_\_\_

Which word is the verb in each sentence?

We were late for church.

- a. late                      c. church
- b. we                        d. were

My sister has been sick.

- a. My                        c. has been
- b. sister                    d. sick

The baby is hungry.

- a. the                        c. is
- b. baby                      d. hungry

She feels very cold.

- a. She                        c. very
- b. feels                      d. cold

His room was a mess.

- a. his                        c. mess
- b. was                        d. room

They will be here tomorrow.

- a. tomorrow              c. will be
- b. here                      d. they



## Verb Tense

The verb tense places a verb in time. The three main tenses are **past tense** (already happened), **present tense** (happening right now), and **future tense** (will happen later). Use the chart to help you fill in the right verb for each sentence. If you're having trouble, read the sentence out loud with each choice. The one that sounds right is probably the right one. Put a star next to the sentence in **present tense**.

Past	Present	Future
I baked cupcakes. I was baking cupcakes.	I bake cupcakes. I am baking cupcakes.	I will bake cupcakes. I will be baking cupcakes.
I had been baking cupcakes.	I have been baking cupcakes.	I am going to bake cupcakes.

We \_\_\_\_\_ to church tomorrow.  
(went/will go)

I \_\_\_\_\_ my bike yesterday.  
(rode/ride)

My sister \_\_\_\_\_ right now.  
(slept/is sleeping)

Yesterday, we \_\_\_\_\_ pancakes.  
(eat/ate)

I \_\_\_\_\_ God forever.  
(followed/will follow)



## Verb Tense

Write the correct tense of the action verb to match the rest of the sentence.

(to dig) Yesterday, my dog \_\_\_\_\_ a hole.

(to sing) I \_\_\_\_\_ a solo next week.

(to write) I \_\_\_\_\_ a poem last night.

(to sleep) She \_\_\_\_\_ right now.

(to play) Later, we \_\_\_\_\_ outside.

(to cook) Whenever he \_\_\_\_\_, I eat well.

(to watch) We \_\_\_\_\_ the game now.

(to run) I \_\_\_\_\_ a race last week.

(to eat) I \_\_\_\_\_ too much earlier.

(to sit) Next time, I \_\_\_\_\_ beside you.

(to kick) Watch! She \_\_\_\_\_ the ball hard.

(to fly) That bird always \_\_\_\_\_ at night.



## Writing

Copy any sentence from a book you are reading. What is the subject? What did the subject do (what is the predicate)? Make sure to start your sentence with a capital letter and end it with punctuation.

---

---

---

## Subjects and Verbs

Circle the subject and underline the verbs in the sentences below.

After breakfast, Justin cleaned the table.

The shy little girl hugged her mom's leg.

The hyper puppy dropped his ball at my feet.

The food was piping hot.

Sandra forgot her flute for band rehearsal.

William ran the ball up the field.



## Predicates

The complete **predicate** is anything that isn't the subject – it tells what the subject of the sentence does. Underline the complete predicate in each sentence below.

Riley swept the kitchen.

Andrew rode his bike.

Olivia threw the ball.

The surfer caught the big wave.

The phone rang loudly.

The pig rolled in the mud.

The rainbow appeared over the clouds.

The dishwasher cleaned the dishes.

My mom went to the store.



## Spelling

Copy each of the words onto the line beside it. Be sure to spell each word correctly!

bright \_\_\_\_\_

pull \_\_\_\_\_

eat \_\_\_\_\_

push \_\_\_\_\_

far \_\_\_\_\_

right \_\_\_\_\_

fight \_\_\_\_\_

seen \_\_\_\_\_

flight \_\_\_\_\_

sight \_\_\_\_\_

lost \_\_\_\_\_

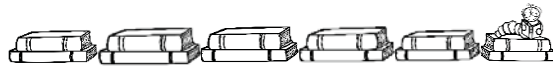
strength \_\_\_\_\_

might \_\_\_\_\_

tight \_\_\_\_\_

pole \_\_\_\_\_

wire \_\_\_\_\_



## Spelling

Look at each word, then cover it and try to write it on your own onto the line beside it. Check your spelling and correct any mistakes. These are the same words from lesson 111. Do you remember them?

bright \_\_\_\_\_ pull \_\_\_\_\_

eat \_\_\_\_\_ push \_\_\_\_\_

far \_\_\_\_\_ right \_\_\_\_\_

fight \_\_\_\_\_ seen \_\_\_\_\_

flight \_\_\_\_\_ sight \_\_\_\_\_

lost \_\_\_\_\_ strength \_\_\_\_\_

might \_\_\_\_\_ tight \_\_\_\_\_

pole \_\_\_\_\_ wire \_\_\_\_\_





## Ordering Directions

Put these directions for making a snowman in order using the words in the box.

first      second      third      then      finally

\_\_\_\_\_ Stack the three balls  
largest to smallest.

\_\_\_\_\_ Make the next ball  
slightly smaller.

\_\_\_\_\_ Roll a large ball for the  
base of your snowman.

\_\_\_\_\_ Add eyes, nose,  
mouth, and arms.

\_\_\_\_\_ Make the last ball  
the smallest of all.



Put these directions for making scrambled eggs in order using the words in the box.

first      second      third      fourth      fifth      then      finally

\_\_\_\_\_ Whisk the cracked eggs  
and milk in the bowl.


\_\_\_\_\_ Cook over medium  
heat until done.

\_\_\_\_\_ Serve with toast and  
enjoy!

\_\_\_\_\_ Crack the eggs into  
the bowl.

\_\_\_\_\_ Pour a splash of milk  
into the bowl of eggs.

\_\_\_\_\_ Pour the whisked  
eggs into the pan.



\_\_\_\_\_ Gather the eggs, whisk,  
milk, bowl, and pan.



## Spelling

Copy each of the words onto the line beside it. Be sure to spell each word correctly!

answer \_\_\_\_\_

model \_\_\_\_\_

classify \_\_\_\_\_

paragraph \_\_\_\_\_

cough \_\_\_\_\_

rough \_\_\_\_\_

dough \_\_\_\_\_

store \_\_\_\_\_

enough \_\_\_\_\_

though \_\_\_\_\_

glyph \_\_\_\_\_

tough \_\_\_\_\_

graph \_\_\_\_\_

triumph \_\_\_\_\_

laugh \_\_\_\_\_

wide \_\_\_\_\_



## Spelling

Look at each word, then cover it and try to write it on your own onto the line beside it. Check your spelling and correct any mistakes. These are the words from lesson 121. Do you remember them?

answer \_\_\_\_\_

model \_\_\_\_\_

classify \_\_\_\_\_

paragraph \_\_\_\_\_

cough \_\_\_\_\_

rough \_\_\_\_\_

dough \_\_\_\_\_

store \_\_\_\_\_

enough \_\_\_\_\_

though \_\_\_\_\_

glyph \_\_\_\_\_

tough \_\_\_\_\_

graph \_\_\_\_\_

triumph \_\_\_\_\_

laugh \_\_\_\_\_

wide \_\_\_\_\_



## Spelling

Copy each of the words onto the line beside it. Be sure to spell each word correctly!

addition\_\_\_\_\_ glass\_\_\_\_\_

confusion\_\_\_\_\_ key\_\_\_\_\_

direction \_\_\_\_\_ location\_\_\_\_\_

division\_\_\_\_\_ recreation\_\_\_\_\_

education\_\_\_\_\_ sensible\_\_\_\_\_

explosion\_\_\_\_\_ subtraction\_\_\_\_\_

fiction \_\_\_\_\_ support\_\_\_\_\_

fig \_\_\_\_\_ vacation\_\_\_\_\_



## Subject Pronouns

Use the chart below to fill in the missing subject pronouns from the sentences.  
(You probably don't even need the chart, but it's there if you do!)

Person	Singular	Plural
1 <sup>st</sup> (speaking)	I	we
2 <sup>nd</sup> (spoken to)	you	you
3 <sup>rd</sup> (spoken about)	he/she/it	they

(Meg, Jill, and I) \_\_\_\_\_ played ball together.

(Your dad) \_\_\_\_\_ works hard at his job.

([Speaking to] Tom) \_\_\_\_\_ are being too loud.

(The dog and cat) \_\_\_\_\_ chased each other.

(Philadelphia) \_\_\_\_\_ is a city rich in history.

(You and I) \_\_\_\_\_ are on the same team.

(Jack and Tom) \_\_\_\_\_ are on the other team.

(My Aunt Sally) \_\_\_\_\_ is a nurse.

(The apple) \_\_\_\_\_ was sweet.

(My brother) \_\_\_\_\_ likes sweet apples.



## Object Pronouns

Use the chart below to fill in the missing object pronouns from the sentences.  
(You probably don't even need the chart, but it's there if you do!)

Person	Singular	Plural
1 <sup>st</sup> (speaking)	me	us
2 <sup>nd</sup> (spoken to)	you	you
3 <sup>rd</sup> (spoken about)	him/her/it	them

Brian wanted to play with \_\_\_\_\_. (Meg, Jill, and me)

You must really love \_\_\_\_\_. (Your dad)

I am talking to \_\_\_\_\_. ([Speaking to] Tom)

I tried to keep up with \_\_\_\_\_. (The dog and cat)

Last year, we visited \_\_\_\_\_. (Philadelphia)

The coach seems to like \_\_\_\_\_. (You and me)

I hope we don't lose to \_\_\_\_\_. (Jack and Tom)

The other nurses really like \_\_\_\_\_. (My Aunt Sally)

The orange wasn't sweet like \_\_\_\_\_. (The apple)

Apples taste better to \_\_\_\_\_. (My brother)



## Subject and Object Pronouns

Is the missing pronoun a subject or an object pronoun? Write the correct form of the pronoun in the blank.

I wanted to play with \_\_\_\_\_, but she was busy.  
she/her

You must really love your dad. \_\_\_\_\_ works hard.  
He/Him

I tried to keep up with \_\_\_\_\_, but they kept running.  
they/them

You and I will have fun if the coach puts \_\_\_\_\_ in.  
we/us

Jack and Tom are good. \_\_\_\_\_ will be hard to beat.  
They/Them

My Aunt Sally is kind, so the other nurses like \_\_\_\_\_.  
she/her

My Aunt Sally thinks \_\_\_\_\_ are kind too.  
they/them

My mom went to the store. \_\_\_\_\_ forgot her list.  
She/Her