

EP Language Arts 2

Printables



This book belongs to:

This book was made for your convenience. It is available for printing from the Easy Peasy All-in-One Homeschool website. It contains all of the printables from Easy Peasy's Language Arts 2 course. The instructions for each page are found in the online course.

Please note, in the various places where parts of speech are practiced, certain words can be categorized in more than one place (you can go for a swim [noun] or you can swim [verb]). If your child marks one of them differently than the answer key indicates, have a conversation with them to find out why.

Easy Peasy All-in-One Homeschool is a free online homeschool curriculum providing high quality education for children around the globe. It provides complete courses for preschool through high school graduation. For EP's curriculum visit allinonehomeschool.com.

EP Language Arts 2 Printables

Copyright © 2017 All rights reserved.

This workbook, made by Tina Rutherford with permission from Easy Peasy All-in-One Homeschool, is based on the language arts component of Easy Peasy's curriculum. For EP's online curriculum visit allinonehomeschool.com

This book may not be reproduced in whole or in part in any manner whatsoever without written permission from Easy Peasy.

ISBN-13: 978-1542665445

ISBN-10: 1542665442

First Edition: January 2017

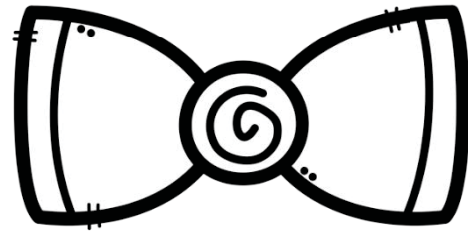
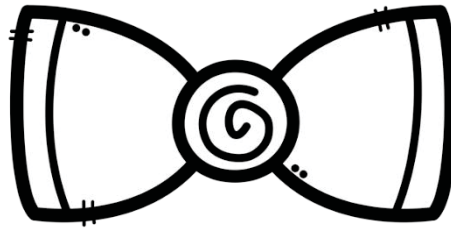


Following Directions

Practice following the directions in each box.


Draw a big number 8. Give it a silly face.

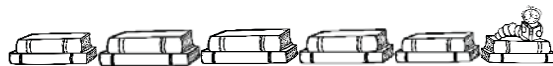
Color one bow tie blue. Color the other bow tie orange and give it a crazy pattern.



Fill each petal with a different design. You can make your own or use these: stripes, polka dots, zig zags, hearts, and stars.

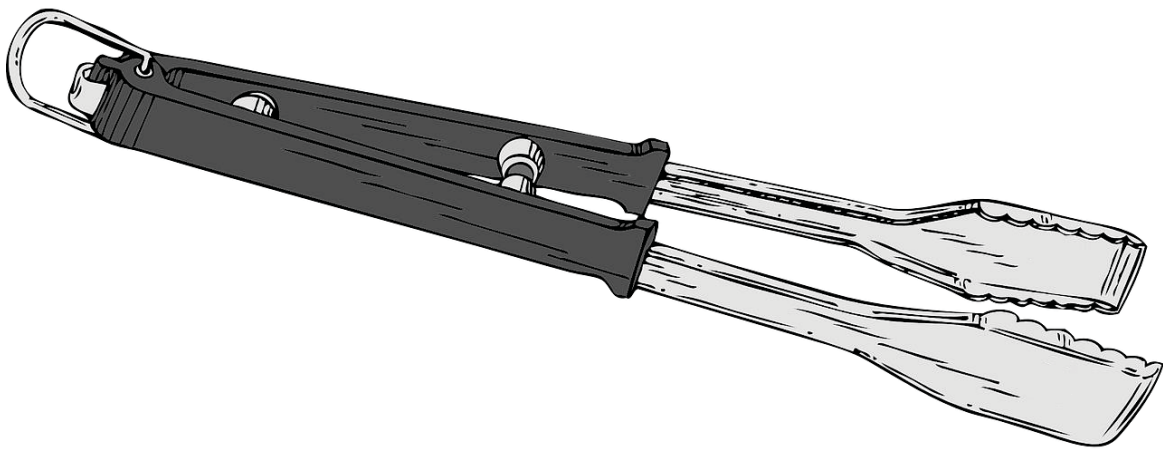
Draw 3 different shapes. Color them all differently.

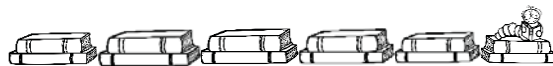




Writing





Describe what tongs look like. Start with “I think tongs look like” and then finish the sentence. Remember to start with a capital letter and end with a period.





Writing


Write a sentence telling people to be kind to animals. Don't forget a capital letter at the beginning and a period at the end.





Writing

Write a sentence that doesn't make any sense! Here's an example: I drank hamburgers for breakfast. If you need more help you can see the examples at the bottom of the page.




I saw veggies waving as they ran.



A penguin painted my portrait.




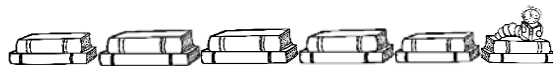
The cupcake gave me a balloon.



My flower made a funny face.

Write a short story. Here's the beginning: I was pulling weeds in my garden and noticed something unusual sticking up out of the dirt.


[illegible]



Writing

Copy these lines of a poem: *The cat she walks on padded claws.
The wolf on the hills lays stealthy paws.*





Ordering Directions

Put these directions for making a peanut butter and jelly sandwich in order using the words in the box.

first	second	third	fourth	fifth	then	finally
-------	--------	-------	--------	-------	------	---------

_____ Spread the peanut butter
on the bread.

_____ Put both pieces of
bread together.

_____ Open the jelly.

_____ Spread the jelly on
the peanut butter.

_____ Enjoy your lunch!

_____ Open the peanut
butter.




_____ Gather the bread, peanut
butter, jelly, and knife.



Writing

Copy this sentence: *My clothes are soft and warm, fold upon fold, but I'm so sorry for the poor out in the cold.*

Which two words in the sentence above rhyme?





Writing

Copy these lines of a poem: *If all were sun and never rain,
There'd be no rainbow still.*

Capitalization and Punctuation

Underline the words in each sentence that need to be capitalized. Then fill in the punctuation mark that best fits each sentence.

i'm so excited for thanksgiving

would you like to go to central park

what is your favorite food from taco bell

help

what is your favorite christmas song


my november birthday is on a saturday this year



Writing

Copy this line from a poem by Christina Rossetti: *Stroke a flint, and there is nothing to admire: Strike a flint, and forthwith flash out sparks of fire.*


Which two words in the poem above rhyme?





Writing

Finish this sentence with a rhyme: *If a pig wore a wig, _____*. What are some words that rhyme with wig? *big, dig, fig, gig, jig...* Here's an example: *If a pig wore a wig, I'd eat a fig*. If you want to, you can draw a picture of your rhyme in the box.





Writing

Copy these two lines of poem by Christina Rossetti:

What will you give me for my pound?

Full twenty shillings round.

Spelling

Remember that **plural** means more than one. Many times a plural word involves an "s" (bikes, toys, balls). Some words don't change form when they are made plural. Copy the word on the line beside it. These are all words that are the same when they are singular (one) or plural (more than one).

deer _____

salmon _____

offspring _____

sheep _____

moose _____

fish _____

Here are two words that are always plural:

scissors _____

pants _____



Writing

Write two lines of a poem like this poem:

*What is white? a swan is white
Sailing in the light
What is yellow? pears are yellow,
Rich and ripe and mellow.
What is green? the grass is green,
With small flowers between.*

You can use any color you want (blue is easy to rhyme.) If you chose blue, you would start it *What is blue?* Then answer the question and write a rhyme.

Can you think of rhymes for these color words?

pink _____

red _____

black _____

brown _____

white _____

gray _____



Rhyming


Circle the rhyming words in this poem by Christina Rossetti. Underline the words that repeat.

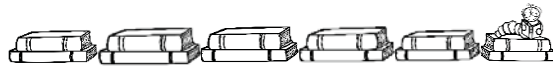
*Fly away, fly away over the sea,
Sun-loving swallow, for summer is done;
Come again, come again, come back to me,
Bringing the summer and bringing the sun.*

Write two poem lines. Start each line with a repeating phrase and rhyme the last words. For instance: *Summer's here, summer's here, let's go and play.*

Winter's come, winter's come, inside we'll stay.

Make up your own poem or copy the line *Summer's here, summer's here, let's go and play* and then write your own last line. Make sure it rhymes with play!





Writing

Copy the first stanza of this poem by Christina Rossetti.

*Boats sail on the rivers,
And ships sail on the seas;
But clouds that sail across the sky
Are prettier far than these.*

Here are some plurals that don't follow any rules. Cut them out, mix them up, flip them over, then try to match the word to its plural.

ox

oxen

child

children

woman

women

mice

mouse

person

people

tooth

teeth



Writing

Copy this sentence: *Now it is a very unusual thing for Mr. Toad to hurry, very unusual indeed.*

Now write a sentence in the same format. Keep the beginning the same, but add in your own word and then tell about it. Then write a comma, "very" and then your word and then "indeed." *It is a very _____ thing _____, very _____ indeed.*



Writing

Copy this sentence: *You know Peter is always ready to go anywhere or do anything that will satisfy his curiosity.*

Now write a sentence in the same format. Copy the sentence below, filling in the blanks as you copy it. *You know _____ is always ready to _____ or do anything that will _____.*



Singular and Plural nouns


A noun is **singular** when it refers to only one person, place, thing, or idea:



apple



kid




flower



bee


A noun is **plural** when it refers to more than one person, place, thing, or idea:



apples



kids



flowers



bees

The regular plural form of a noun is made by simply adding an **s** to the end of the word. The following list is a mix of singular and plural nouns. If the noun is in the singular form, write its plural form in the blank. If the noun is in the plural form, write its singular form in the blank.

horse _____

balls _____

faces _____

book _____

shirt _____

clock _____

doors _____

game _____

Write four plural nouns from your reading today or another book you've read.



Writing

Copy this sentence: *He envies the birds because they can pour out in beautiful song the joy that is in them.*

Now write a sentence in the same format. Write *Sometimes I envy*, then write a kind of animal, then write *because*, and then write what they can do that you wish you could do.



Plural Rules

The regular plural of nouns is made by adding an S to the end of the word. But there are exceptions to this rule. We call these exceptions **irregular plurals**.

We make the plural of nouns that end in CH, SH, X, or SS by adding ES.

one dress



two dresses

one fox



two foxes

one couch



two couches

We make the plural of some nouns that end in F or FE by changing the F or FE to V and adding ES.

one leaf



two leaves

one elf



two elves

We make the plural of nouns that end in Y not following a vowel by changing the Y to I and adding ES.

one cherry



two cherries

one fly



two flies

And of course, there are many words that just don't follow a rule.

one woman, two women

one child, two children

one sheep, two sheep

one cactus, two cacti

Write the plurals:

knife _____

boy _____

wish _____

miss _____

try _____

man _____

inch _____

hand _____

box _____

girl _____

loaf _____

pie _____



Writing

Copy the sentence below. Make sure you copy the " " (quotation marks) and the ? (question mark).

"What was the use of wasting my breath?" demanded Old Mr. Toad.

Now it's your turn to write a question. Be sure to use a question mark.

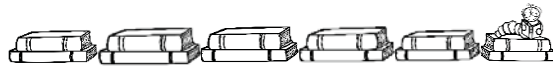


Writing

Copy the sentence below. Make sure you copy all of the , (commas) and ! (exclamation points).

Oh, my, no! No indeed!

Now it's your turn to write a sentence of your own that ends in an exclamation point.



Writing

Copy these sentences. Make sure you copy all of the " (quotation marks) and the ' (apostrophe) and the ? (question mark) and the . (period).

"I'm just watching my babies. Aren't they lovely?" said he.

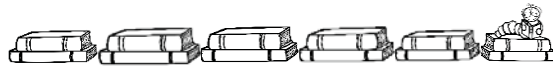
Now it's your turn to write a sentence of your own that ends in a question mark.



Writing


Copy this sentence. *"Why, I couldn't do that!" he exclaimed right out loud.*

Now it's your turn to write a sentence like the one above. Here's an example: *"I can't believe it!" I shouted.* Write yourself exclaiming something. Use " (quotation marks) and ! (exclamation point) and then write who said it. Use the examples. See if you can do it!



Fishing for Nouns

A **noun** is a person (Jeffrey, boy, sister), place (post office, church, Chicago), thing (ball, dog, computer), or idea (love, fear, happiness). Circle the fish below that contain nouns.





Ar words

Fill in the missing "ar" word using the word box below.

arm	dark	yard	far	barn
car	bark	harp	cart	park

I went out into the _ _ _ _ to play.

We filled our _ _ _ _ at the store.

My dog likes to _ _ _ _ at the TV.

The swings at the _ _ _ _ are fun.

The _ _ _ _ makes a pretty sound.

My grandmother lives _ _ _ away.

The hayloft is in the _ _ _ _.

My sister is afraid of the _ _ _ _.

His _ _ _ was in a sling.

My mom drives a red _ _ _.



Er sound

Fill in the missing “er” word using the word box below. Then write more “er” words on the blank at the bottom.

serve skirt burp curve every blur turkey squirrel

The _ _ _ _ _ ran up the tree.

She had flowers on her _ _ _ _ _.

I _ _ _ _ _ when I drink soda.

The sign marked the _ _ _ _ _ in
the road.

The _ _ _ _ _ was delicious.

The cars went so fast they were a
_ _ _ _ _.

My mother likes to _ _ _ _ _ us
dinner.

I brush my teeth _ _ _ _ _ day.



Proper Nouns

Proper nouns are names of people, places, things and ideas. Read the story below. Circle the proper nouns and then write them on the lines below the story. Make sure to capitalize them on the lines!

My favorite day of the week is friday. I start the day with my favorite cereal, choco chunkies. It's a special treat I only get to have on that day. Then I find all of my library books from the previous week. Friday is the day we get to go to central library and pick out new books. I love reading and finding new stories! That afternoon, we get to have lunch at my favorite sandwich shop, anderson's deli. The sandwich I get is called monster cheese. It's so warm and toasty and delicious. That evening is basketball practice. This year, my team is the crushers, and my dad is the coach. I'm on the team with my best friend, james. Finally, when I fall into bed after a long day, it's always nice to realize the next day is saturday, so I can just relax!

1. _____

5. _____

2. _____

6. _____

3. _____

7. _____

4. _____

8. _____



Spelling

Write as many words as you can that have the “or” sound and are spelled with OR. You can use the pictures to help you come up with ideas. Rhyming the words will help you come up with more.

1. _____

5. _____

2. _____

6. _____

3. _____

7. _____

4. _____

8. _____

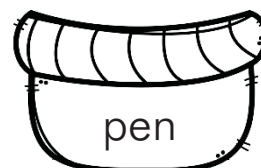
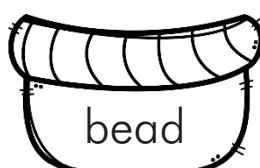
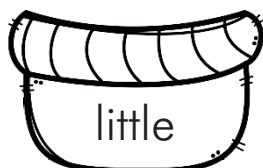


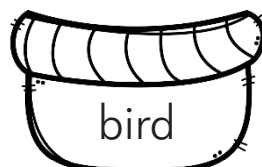
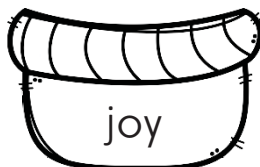
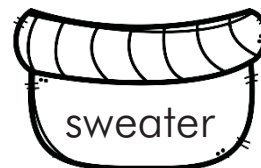
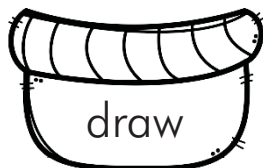
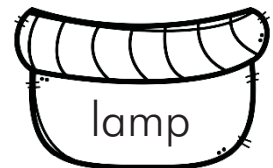
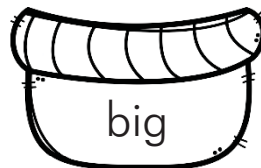
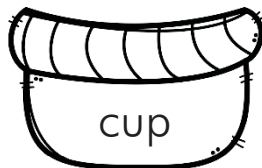
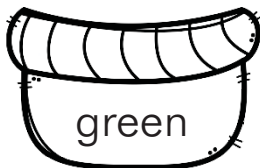




Spelling

Write these words that make the "i" sound in a different way: *fire, pie, dial, pile, light, bicycle, by, bye, guide.*

A tisket, a tasket, a noun in a basket. Circle the baskets that contain the nouns.





Spelling

Write words that rhyme with bare and are spelled the same way. They should all end in -are. (Here's one to start you off: scare).

1. _____

4. _____

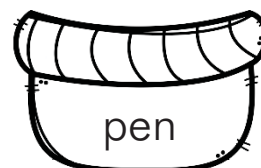
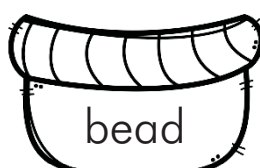


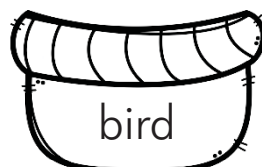
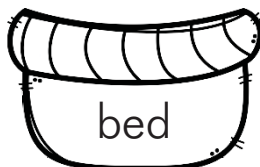
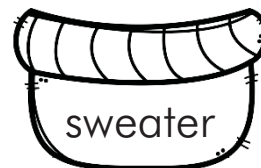
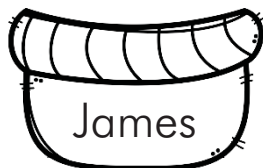
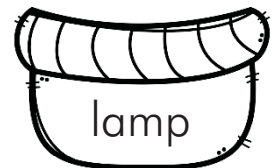
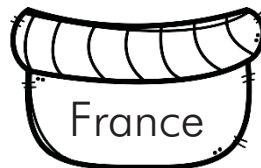
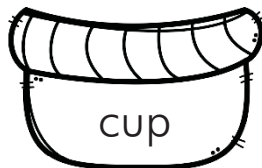
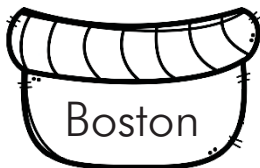
2. _____

5. _____

3. _____


6. _____


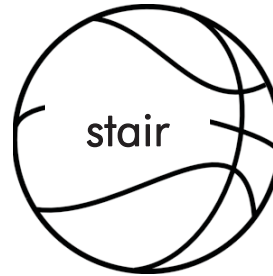
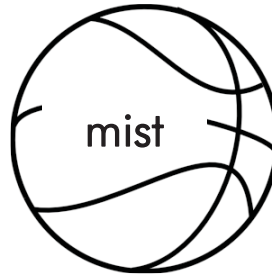

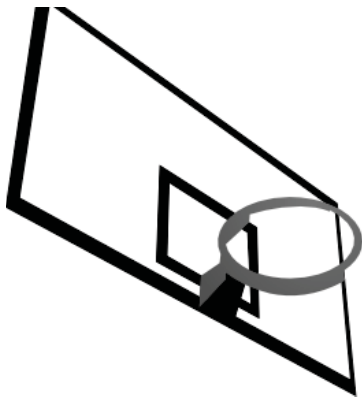
Circle the baskets that contain proper nouns.





Play Ball

Help the basketball player choose the right balls for his game. Color orange the basketballs that have the same vowel sound as . Choose one of the words to write on the blank at the bottom of the page.





Different Nouns

A **noun** is a person, place, thing or idea. A **proper noun** names a *specific* person, place, thing or idea. Since they are names, proper nouns are always capitalized.



Carol



Calvary

A **common noun** is a *general* person, place, thing or idea. Since they are not names, common nouns are only capitalized if they begin a sentence.



girl



church

Are the following nouns common or proper? Write **C** on the lines beside the common nouns and write **P** on the lines beside the proper nouns:

1. cereal _____

6. James _____

2. planet _____

7. Mars _____

3. Mexico _____

8. friend _____

4. chair _____

9. school _____

5. Reno _____

10. zoo _____

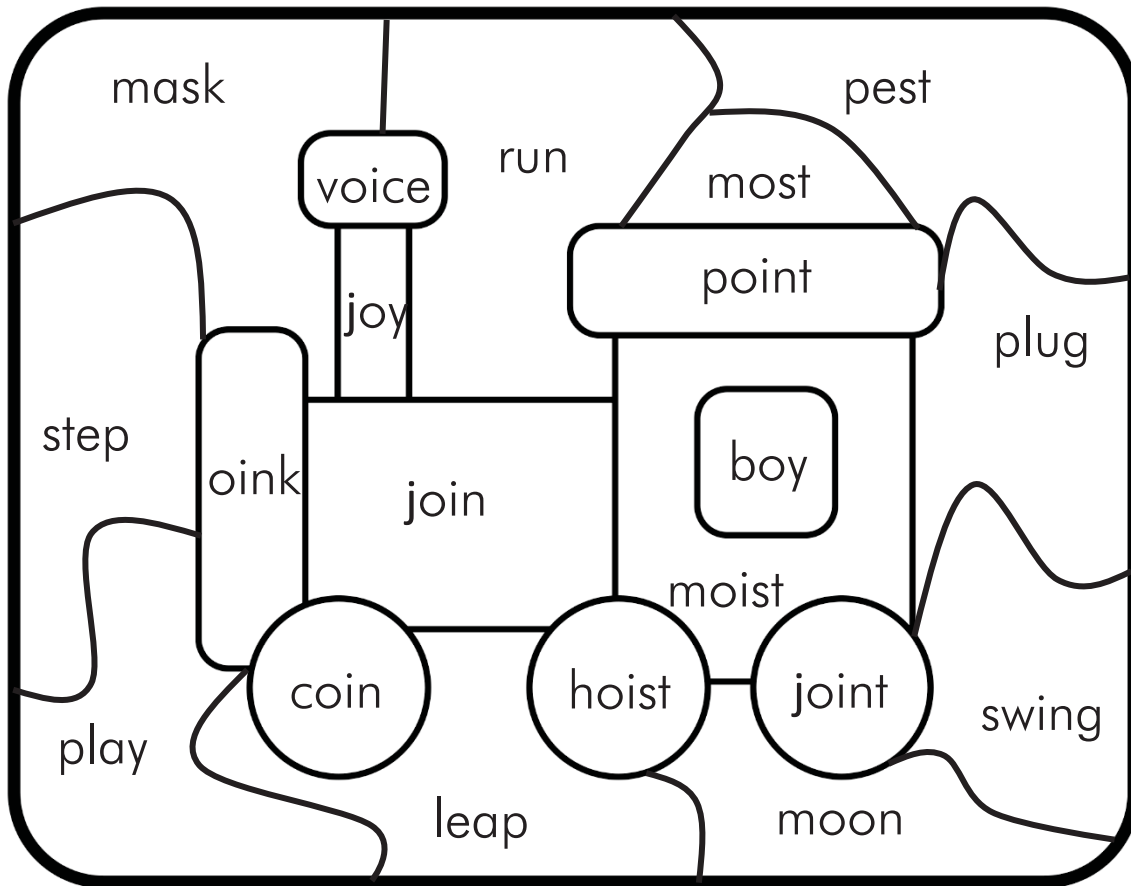
Write 3 common nouns:

Write 3 proper nouns:



Oy!

Find the hidden toy! Color red all of the spaces with words that have the same vowel sound as "toy." Color the rest of the words brown.



Write your name, phone number, and address:

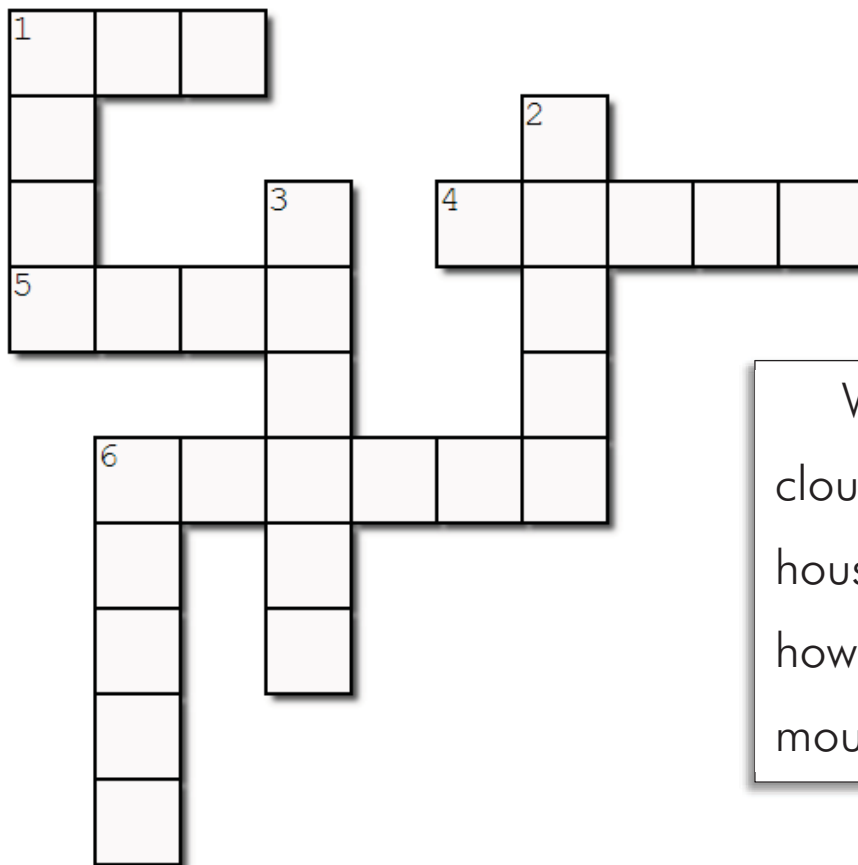
Name: _____ Phone: _____

Address: _____



Crossword – Ow sound

Fill in the correct word from the word box to complete the crossword puzzle.



Word box:

clouds	ouch
house	owl
howl	pounce
mouse	proud


Across

1. The ____ was hooting in the trees.
4. The ____ ate all of the cheese.
5. Our dog will sometimes ____ at the door.
6. Some cats love to ____.

Down

1. When I fell off my bike, I screamed, "____!"
2. Our ____ is the smallest on our street.
3. The sky was full of ____.
6. I am ____ when I work hard.

Circle the common nouns and underline the proper nouns:





Aw sound

Use the words from the box to fill in the blanks. Then draw a picture of one of the sentences or draw your own “aw” scene.

saw paw cause draw pause flaw

My dog licked his _____.


I love to _____ pictures.

We had to _____ the movie.

My biggest _____ is a lack of patience.

I _____ a deer in the backyard.

She’s raising money for a good _____.





AL words

Use the words from the box to fill in the blanks. Then find them in the word search. Finally, write 3 words that rhyme with the words from the box.

fall walked hall call all tall

I heard my mom _____ for me so I
_____ down the _____. I
tripped over a toy and had quite the
_____. I needed a bandage for my
knee. Thankfully, I am _____
because they were on the top shelf.
As my little sister would say, the
bandage made it _____ better.

F A T A L L C T L
A C N Q D Z A R A
L R G I F T L Y L
L H A L L A L P L
B W A L K E D Z X



Nouns

Circle the common nouns and underline the proper nouns. Then write five common nouns and five proper nouns in the blanks at the bottom.

1. Jessica and Andrew went to Matthew's house.
2. The boys all ran around Northgate Mall.
3. The girls played with the ball at Griffith Park.
4. Maya loved to dress up her doll.
5. Kate had some cake.
6. The book belonged to Jack.
7. Henry was Central Zoo's biggest tortoise.
8. There was a loud noise in the backyard.

Common nouns:

1. _____

2. _____

3. _____

4. _____

5. _____

Proper nouns:

1. _____

2. _____

3. _____

4. _____

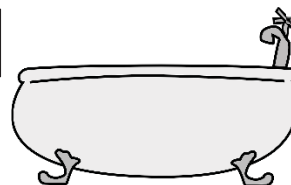

5. _____



Story Order

Read the story below. Then put the pictures in the order they happened in the story by numbering the boxes. Finally, underline the 5 words in the story that have the long a sound.


During the week, I do a lot of the same things. I wake up in the morning and make my bed. I have breakfast and then start my school work. I'm usually done by lunch time. After lunch, I love to ride my bike. It's good exercise and a lot of fun. I also like to build things and try to figure out how things work. At the end of a long day, I love to relax in the bathtub. What does your daily schedule look like?





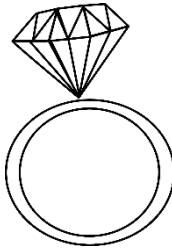
Ing words


Each of the pictures represents a word that ends in **ing**. Write the word beside the picture it represents. Then write four sentences using ing words.













Ink sound

Fill in the blank with the “ink” word from the box that best fits the description.

think rink ink drink brink stink sink
pink wink blink mink

What a skunk has _____

When I close my eyes fast _____

What’s inside a pen _____

What I do with my brain _____

What I do with milk _____

Put these sentences in the correct order.

going park She brother. with to her the is

coming, excited! and cousin I’m is so My



Ank sound

Fill in the missing “ank” words below.

bank thank drank sank crank stank plank rank

After the skunk sprayed, the air _____.

I _____ some milk.

My heart _____ when I heard the news.

I always say please and _____ you.

The deck had a loose _____ of wood.

We got some money at the _____.

When I _____ my favorite colors, red
is number one.

The old fashioned ice cream maker had
a hand _____.

Write a sentence using **smug** or **envious**. Examples: *She thought she was the best swimmer ever and was so **smug** about it. She was **envious** of how well the other girls could swim.*



Noun Review

Underline all the nouns in each sentence.

The girls played with their dolls in the playroom.

The boys kicked the ball in the backyard.

Samuel read a book in his bed.

The phone rang and woke up Jan.

Write **P** for proper or **C** for common in the blank beside each noun.

book _____ James _____

Chicago _____ sock _____

Jupiter _____ love _____

Write the plural of each word in the blank beside it.

finger _____ cup _____

lamp _____ picture _____

flower _____ friend _____

Write a sentence using **amble** or **hastily**. Examples: *He **ambled** down the street whistling a tune. He **hastily** ate breakfast and spilled his juice.*




Ang sound

Fill in the blanks with the “ang” word that best fits. Then put the pictures in the order of the story by numbering the boxes.

sang rang bang hang

The phone _____ and woke me up. It was my Aunt Cathy. She _____ Happy Birthday to me. I sat straight up in bed and tried not to _____ my head on the wall. I told my aunt, “Don’t _____ up, but my birthday is next week!” We had a good laugh.

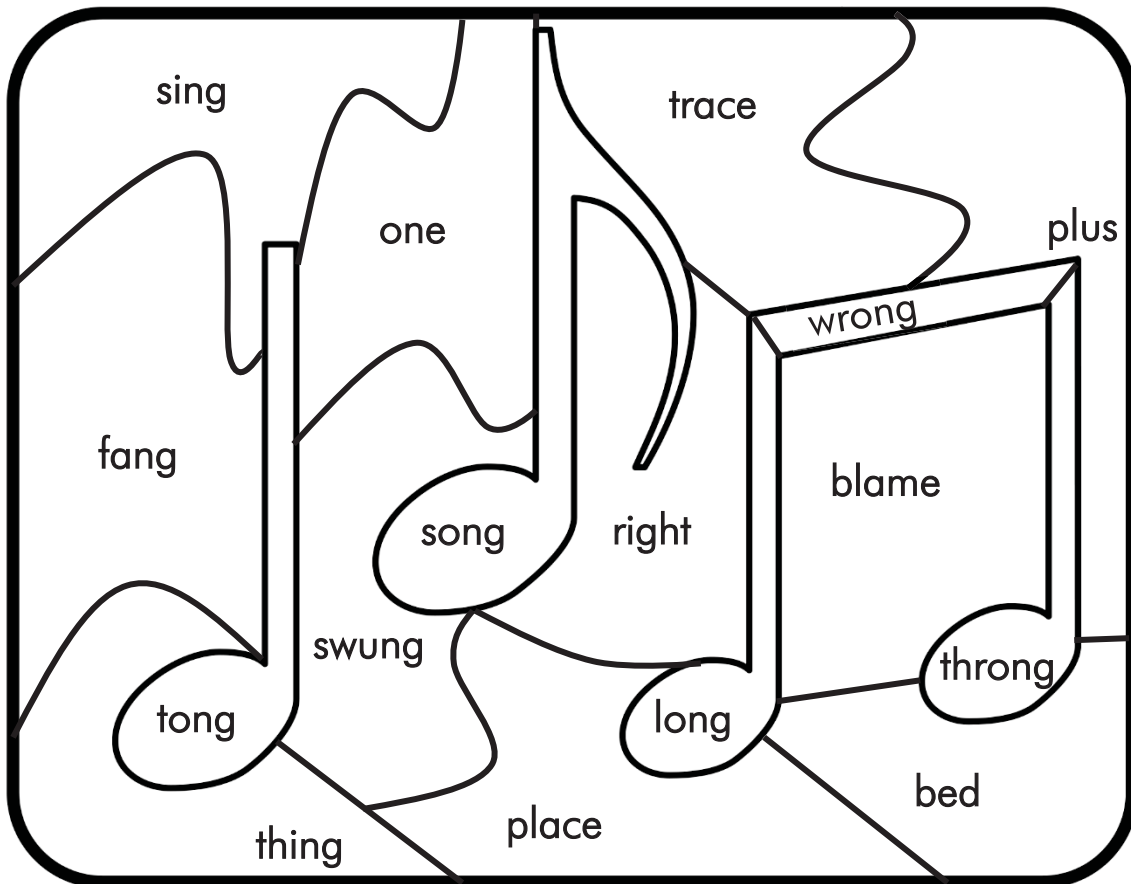


Write a sentence using **indignant** or **scornfully**. Examples: *She was **indignant** that someone would step on her foot. She looked at the bread **scornfully** and said, “I would never eat that!”*



Ong sound

Color orange all of the words in the puzzle that rhyme with "song." Color the rest of the words blue.



Write a sentence using **anxious** or **feeble**. Examples: *The big storm made him **anxious**. He has been sick for so long he has become **feeble**.*



Ung sound

Fill in the “ung” words that best fit the blanks below. Then write 3 more sentences about what the girl does at home.

sung rung hung swung flung

A girl _____ from the monkey bars at the playground. As she _____ there, she thought of the song they had _____ in choir about a monkey swinging through the trees. When she climbed down the ladder, her shoe got stuck on a _____. “Maybe I wouldn’t make a very good monkey,” she thought as she _____ herself down.




Dge sound

Fill in the “dge” words that best fit the blanks below. One is a proper noun! If you want to, you can color the pictures that correspond to the sentences.

Pledge edge badge fudge lodge

I earned a _____ in my
scout program.



I love to make peppermint
_____ with my mom.




We stayed at the _____
when we went on vacation.



I saw a rainbow at the
_____ of the clouds.




We said the _____ of
Allegiance.



Write a sentence about anything you want. Remember how to start and finish it.



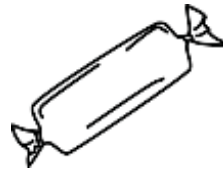
Word Scramble

Unscramble the letters to make words that end with the same ending as .


tftyif

50


ydnca




npoy



byab



yenmo



Write a sentence about anything you want. Remember how to start and finish it.



Le ending

Fill in the “le” words that best fit the blanks below. Use the pictures if you need help figuring out the word. You can color the pictures if you want to.


We lit a _____ when the
power went out.




My favorite snack is an
_____ with peanut butter.



My baby brother loves to
drink his _____.



My pet _____ is named
Myrtle.



We eat at the dining room
_____.




Write a question. What punctuation mark belongs at the end?



Ea words

All of the pencils have “ea” words on them, but they have different sounds!
Color red the words that have the same vowel sound as red. Color gray the words that have the same vowel sound as gray.



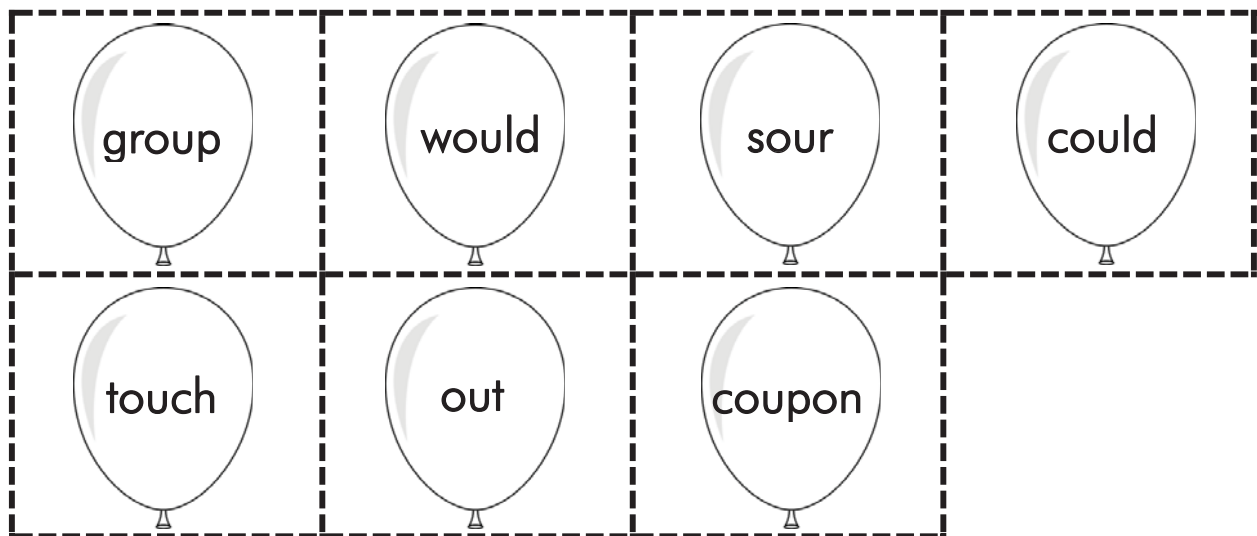
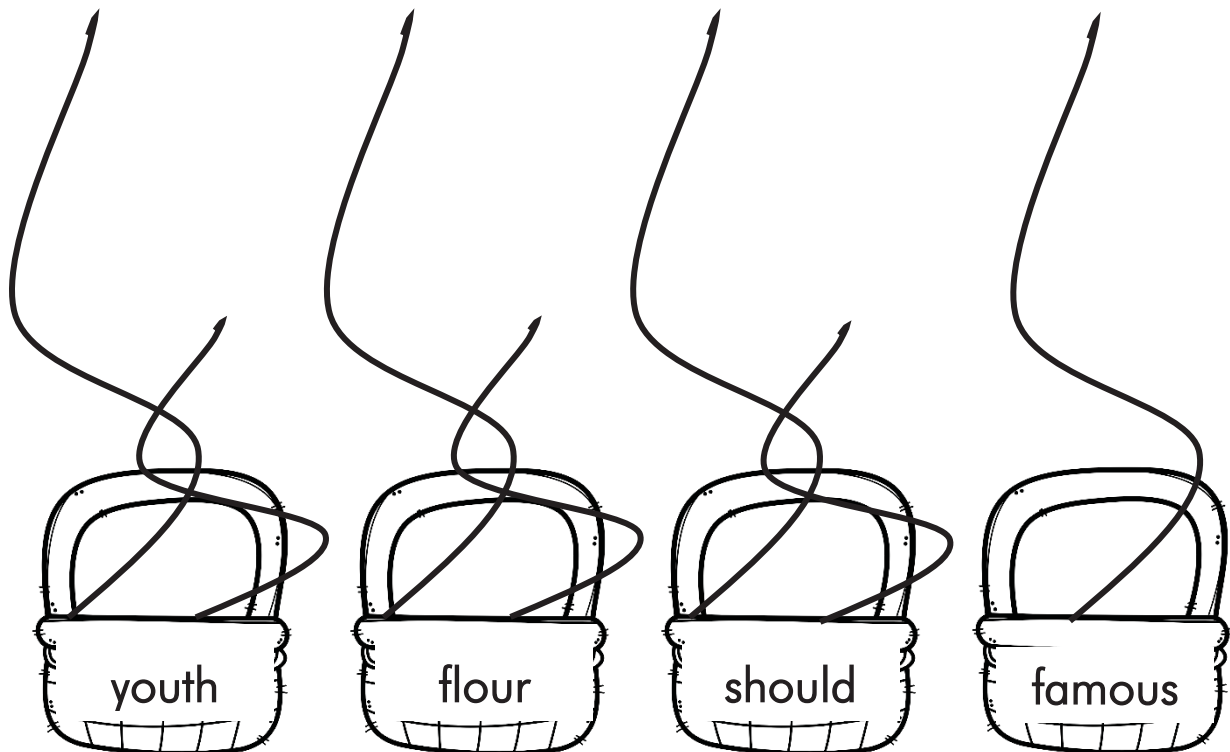
How many red pencils are there? _____

How many gray pencils are there? _____



Ou words

Each basket has a word on it. Cut and paste the balloons with the same vowel sound onto the strings coming out of that basket.





Plural Review

Fill in the plural of each word in the blank beside the word. For many nouns, you simply add an "s" to make it plural. Here are some reminders about the exceptions:

For nouns that end in ch, sh, x, o, or ss, add "es."

For some nouns ending in f or fe, change those endings to "ves."

For nouns that end in a consonant followed by a y, change the y to "ies."

For some nouns that have oo, change oo to "ee."

Many other irregular nouns don't follow any rule: children, deer, men, etc.

foot _____

toy _____

itch _____

elf _____

baby _____

woman _____

fox _____

ball _____

hero _____

deer _____

kiss _____

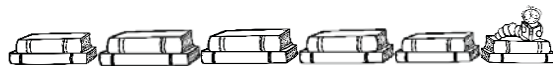
hug _____

goose _____

knife _____

candy _____


box _____





Oo Crossword

Use the pictures to fill in the crossword puzzle. All of the words have “oo” in them.

Across:



Down:






Writing

Copy this sentence: *He stopped and into his yellow eyes crept a look of suspicion.*

Fill in the blanks with either "gh" or "ph" to make the missing "f" sound. Match the words to the pictures.

____one




____oto



ele____ant

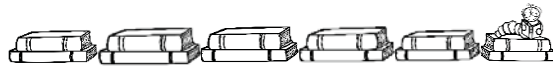


lau____



rou____






Writing

Underline the silent letters in the words that contain them below. Then find those words in the picture. Finally, write them on the lines at the bottom.


two big knife dog comb sign wave man





Spelling



Copy these words that have the “oi” sound in them: *oil, boil, coin, noise, noisy, avoid, choice, point.*





Writing

Write a sentence using at least two words from your spelling list on lesson 67. Here are the words again: *oil, boil, coin, noise, noisy, avoid, choice, point*. Here are examples: *I made the **choice** to **avoid** all **noisy** **coins**. When **oil** **boils**, its **noise** is **noisy**.* Make sure your sentences start with a capital letter and end with punctuation!





Writing

Copy this part of a sentence: *Jimmy Skunk was smiling as he ambled towards the old house of Johnny Chuck.* Make sure you make their names start with capital letters. Names are always capitalized.

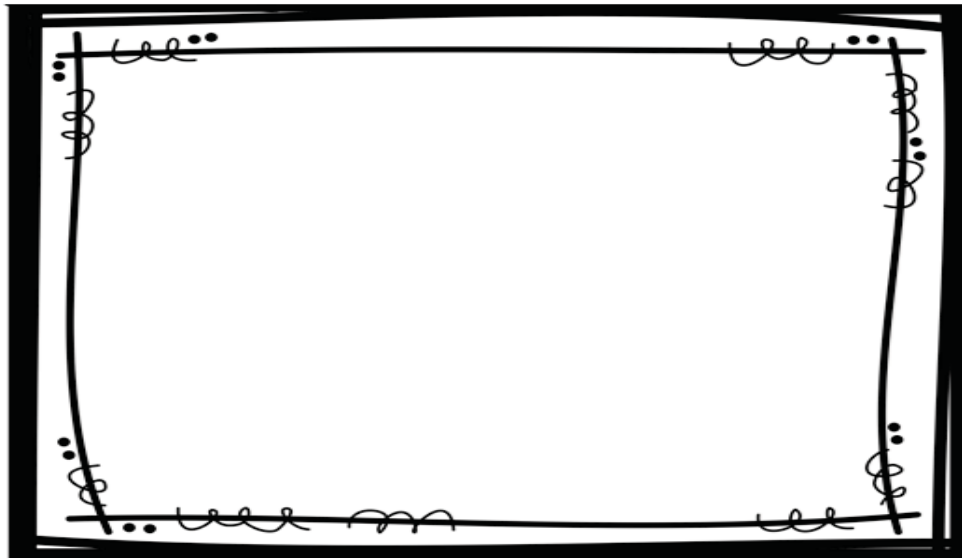
Parts of Speech

You know that a **noun** is a person, place, thing, or idea. Choose a noun from this list: boy, girl, house, tree, chair.

An **adjective** is a word that describes a noun. Choose an adjective from this list: green, big, striped, happy, tired.

A **verb** is an action word that tells what the noun is doing. Choose a verb from this list: laughing, running, jumping, eating, sleeping.

Now draw a picture that illustrates all three words together.






Writing

Try to write this sentence in proper English. Read it out loud to help you figure out what it says: *Ah have mo' important things to worry about.*

Verbs



Remember that verbs show action. Can you find 10 verbs in the words below? Circle them, or color them if you'd like.





Writing

Copy this sentence: *Buster Bear could squash me by just stepping on me, but he doesn't try it.*



Plurals

Write the plural in the blank beside each word.

place _____

tax _____

match _____

lady _____

mess _____

wife _____



Action Verbs


Each line contains one action verb. Circle it.

- | | | | | |
|-----|----------|-------|---------|--------|
| 1. | paper | snow | sheet | flying |
| 2. | watching | note | brother | bag |
| 3. | green | hair | write | cheek |
| 4. | cheer | wagon | lamp | tissue |
| 5. | chair | sit | tooth | shorts |
| 6. | noise | loud | shout | ear |
| 7. | library | book | quiet | read |
| 8. | giggle | happy | smiley | mouth |
| 9. | couch | kneel | shirt | floor |
| 10. | ice | water | shoes | type |



Writing

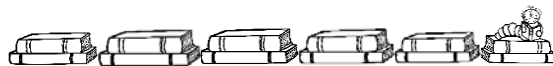
Write about your birthday.



Writing

Write about your favorite thing to do. Why do you like it?

[illegible]



Verb Types

Every sentence has a subject (a person or a thing) and a verb. Circle the subject and underline the verb in each of the following sentences.

1. Rebecca painted a beautiful picture.
2. The ball rolled down the hill.
3. I dropped my book.
4. God's creation is magnificent.
5. Mr. Anderson teaches math.

The main verb in a sentence either shows action (**action verbs**) or a state of being (**linking verbs**). Write an A next to the action verbs and an L next to the linking verbs below.

yell _____

are _____

leap _____

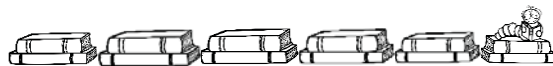
want _____

is _____

slept _____


be _____

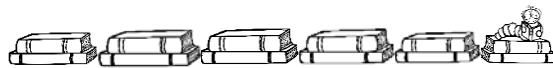
was _____



Writing

Write a short story about what you would do if you saw a skunk. You can start it something like this: *"I was taking a walk when all of a sudden a skunk ambled out onto the path in front of me."* Then what happened?





Writing

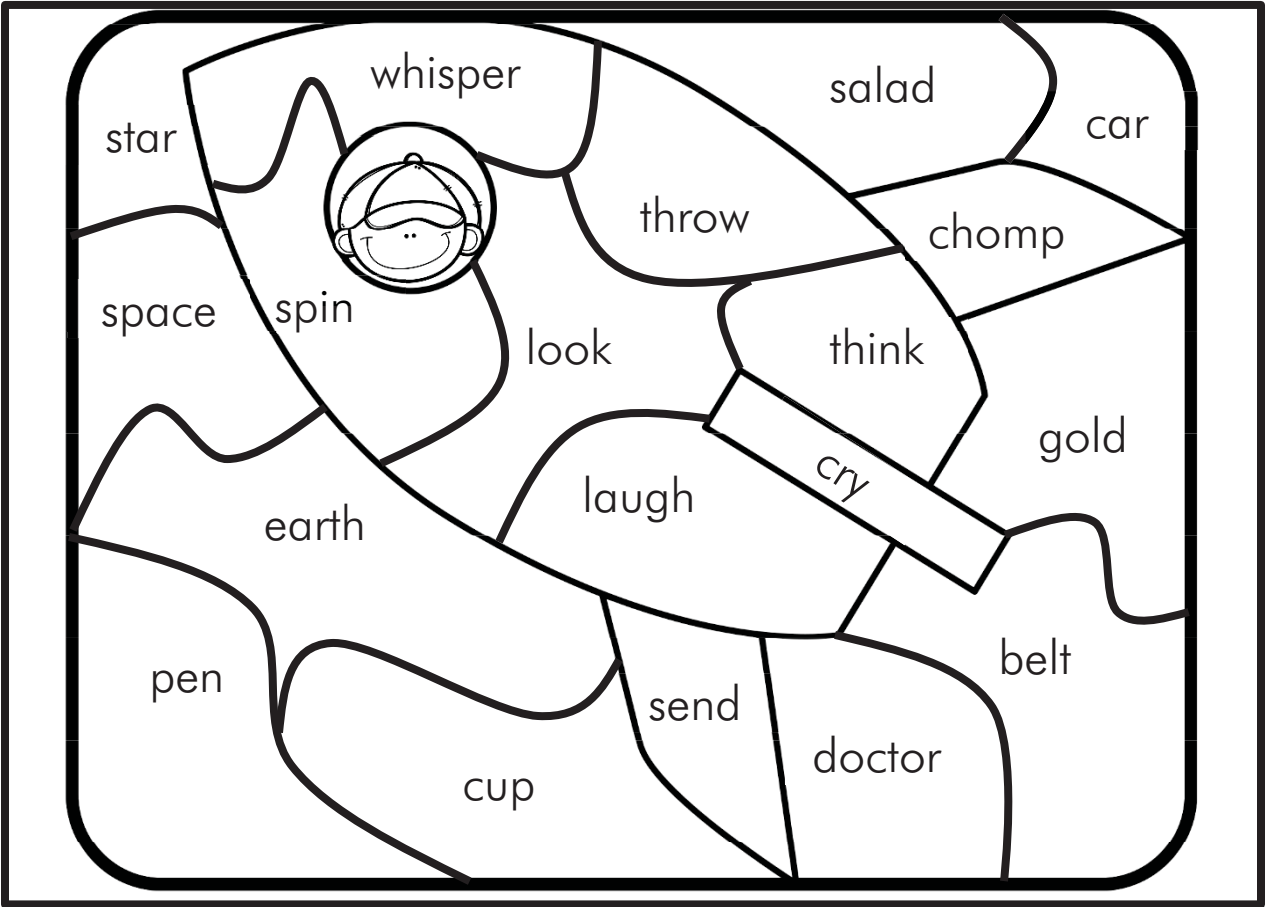
Write a short story about what you would do if you could be invisible.

Handwriting practice lines consisting of 15 horizontal lines. A large, faint, grey stick figure is positioned on the right side of the page, partially overlapping the lines.



Find the Verbs

Uncover the hidden picture! If the word is a verb, color the space orange. If it is not a verb, color the space gray.




Can you think of 8 more verbs? Write them below. Do 4 of them!



Action Verbs

Remember that action verbs tell what someone or something does. They show action. Circle the action verbs in each of the sentences below.



Play verb charades! Cut or tear a scrap paper into 10 pieces. Write 10 verbs on the pieces. Put them into a bag and take turns with your family drawing a slip of paper and acting out the verb without talking. Try to guess each others' verbs!



To Be

The verb **to be** is a verb that shows a state of being. Use the chart to fill in the missing form of **to be** in each sentence.

Person	Past	Present	Future
I	was	am	will be
you, they, we	were	are	will be
he, she, it	was	is	will be

Uncle Bob _____ home, but now he's not.

The ball _____ flat now since it hit a nail.

Tomorrow it _____ hot.

Yesterday it _____ cold.

I _____ going to the store later.

They _____ loud, but now they _____ quiet.

It _____ a beautiful day, isn't it?


You _____ coming over later.



Writing

Write a sentence that is a question. What punctuation mark should go at the end? Then write an answer that is an exclamation. What punctuation mark should go at the end?

Circle the flowers that contain linking verbs.





Linking Verbs

Circle the linking verbs in the sentences below. Some of them aren't in the "to be" form. One sentence has an action verb in it. Can you find it? Underline it.

My dad is an architect.



The mail will be delayed tomorrow.

The girls were tired after their soccer game.



The girl seems shy.

I went to the store yesterday.



It was very windy today.

My dog looks hungry.



Your turn! Write two sentences with linking verbs. Circle your linking verbs.



Verbs

Find and write five linking verbs and five action verbs from something you’ve read recently. Remember, every sentence has a verb!

Linking Verbs

Action Verbs



Matching

Cut out the squares, mix them up and lay them face down on the table. Play a matching game where you match the sentences to either the **past tense** (already happened) or **future tense** (will happen later) of the verb in parentheses at the bottom.

We _____ cards last night. (play)	played	We _____ golf next week. (play)	will play
We _____ up the answer when we weren't sure. (look)	looked	Later tonight we _____ at the stars. (look)	will look
Last Christmas I _____ most of my relatives. (see)	saw	We _____ the new movie when it comes out. (see)	will see

Copy this sentence: *"The bride looked like a queen."* Do you think that's a nice way to describe her? Is it better than saying she looked pretty? What image do you picture?



Past Tense

Verbs in the **past tense** are showing that something already happened. To make most verbs past tense, you simply add “ed” to the end. There are some exceptions to this. Read the examples and then make the verbs past tense.

If a verb ends in e, simply add “d” instead of “ed” (bake = baked).

race _____ please _____

tame _____ fake _____

If a verb ends in a consonant followed by a y, change the y to an i and then add “ed.” If it ends in a vowel followed by a y, leave the y and add “ed.” This is similar to the plural rule for words ending in y (carry = carried, play = played).

hurry _____ obey _____

cry _____ stay _____

Make these verbs past tense.

place _____ jump _____

dry _____ wash _____

color _____ clean _____

enjoy _____ ask _____

like _____ try _____

guess _____ worry _____



Writing

Write about what you did yesterday. Use the words **first**, **next**, and **last** to start your sentences. That means your story should be in order. What did you do first? What did you do next? What did you do last? Write at least three sentences, starting each one with one of those words.



Writing

Copy this sentence: *"But why do you carry that door?" asked the sheriff.* Make sure you write all of the punctuation. There are quotation marks showing that someone is speaking. There is a question mark showing that he is asking a question. There is a period to end the sentence. Also watch your spelling.

Spelling

Find the **er** words in the puzzle below.

H	E	R	D	L	A	W	S	Y	B	P	R	F	T	J
V	M	I	S	T	E	R	E	S	L	Y	J	N	A	T
H	V	B	Q	T	B	W	S	L	I	W	M	Z	B	I
E	S	I	S	T	E	R	I	C	S	U	O	O	L	S
R	M	P	J	A	Y	D	L	A	T	W	T	F	E	T
B	F	A	T	W	A	U	V	I	E	Z	H	E	S	E
A	R	W	L	F	W	S	E	A	R	N	E	R	L	R
V	E	R	B	Y	N	H	R	Y	U	W	R	N	K	N
B	E	F	F	A	T	H	E	R	P	D	Z	H	E	R

her
verb
silver
sister

stern
fern
herb
herd

mister
blister
mother
father

(continued on next page)



Spelling

Practice spelling your words! Have someone read you the words from the previous page and try to write them from memory onto the lines below.



Action Verbs

For each sentence, find the action verb and write it in the blank.

We went to the store early Friday morning. _____

We put the groceries into the shopping cart. _____

We had to wait at the checkout for a long time. _____

We finally paid the cashier for our groceries. _____

We then loaded our car with all of the groceries. _____

We carefully drove home for a late lunch. _____

Which word is the action verb in each sentence?

I read the whole book.

- a. read c. whole
b. book d. the

My dad grilled our burgers.

- a. dad c. burgers
b. my d. grilled

She sat on the cold bench.

- a. cold c. sat
b. bench d. on

We went to the beach.

- a. beach c. to
b. went d. we

The bag hung on the hook.

- a. hook c. hung
b. bag d. on

The ice cracked in the glass.

- a. cracked c. in
b. ice d. glass



Linking Verbs

For each sentence, find the linking verb and write it in the blank.

That girl seems nice and friendly to me. _____

All the kids who came look so happy. _____

She was so hungry she wanted seconds. _____

Harold is an award-winning sushi chef. _____

Her shoes are the muddiest I've ever seen. _____

My dad is thirsty and is asking for iced tea. _____

Which word is the verb in each sentence?

We were late for church.

- a. late c. church
- b. we d. were

My sister has been sick.

- a. My c. has been
- b. sister d. sick

The baby is hungry.

- a. the c. is
- b. baby d. hungry

She feels very cold.

- a. She c. very
- b. feels d. cold

His room was a mess.

- a. his c. mess
- b. was d. room

They will be here tomorrow.

- a. tomorrow c. will be
- b. here d. they



Verb Tense

The verb tense places a verb in time. The three main tenses are **past tense** (already happened), **present tense** (happening right now), and **future tense** (will happen later). Use the chart to help you fill in the right verb for each sentence. If you're having trouble, read the sentence out loud with each choice. The one that sounds right is probably the right one. Put a star next to the sentence in **present tense**.

Past	Present	Future
I baked cupcakes. I was baking cupcakes.	I bake cupcakes. I am baking cupcakes.	I will bake cupcakes. I will be baking cupcakes.
I had been baking cupcakes.	I have been baking cupcakes.	I am going to bake cupcakes.

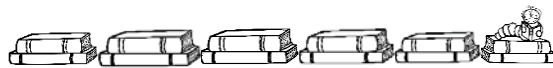
We _____ to church tomorrow.
(went/will go)

I _____ my bike yesterday.
(rode/ride)

My sister _____ right now.
(slept/is sleeping)

Yesterday, we _____ pancakes.
(eat/ate)

I _____ God forever.
(followed/will follow)



Writing

Choose three action verbs. They can be any three action verbs you want. Write them in the blanks:

Now write three sentences using your three verbs. Make sure the sentences and the verb tense match!



Verb Tense

Write the correct tense of the action verb to match the rest of the sentence.

(to dig) Yesterday, my dog _____ a hole.

(to sing) I _____ a solo next week.

(to write) I _____ a poem last night.

(to sleep) She _____ right now.

(to play) Later, we _____ outside.

(to cook) Whenever he _____, I eat well.

(to watch) We _____ the game now.

(to run) I _____ a race last week.

(to eat) I _____ too much earlier.

(to sit) Next time, I _____ beside you.

(to kick) Watch! She _____ the ball hard.

(to fly) That bird always _____ at night.



Writing

Copy any sentence from a book you are reading. What is the subject? What did the subject do (what is the predicate)? Make sure to start your sentence with a capital letter and end it with punctuation.

Subjects and Verbs

Circle the subject and underline the verbs in the sentences below.

After breakfast, Justin cleaned the table.

The shy little girl hugged her mom's leg.

The hyper puppy dropped his ball at my feet.

The food was piping hot.

Sandra forgot her flute for band rehearsal.

William ran the ball up the field.



Predicates

The complete **predicate** is anything that isn't the subject – it tells what the subject of the sentence does. Underline the complete predicate in each sentence below.

Riley swept the kitchen.

Andrew rode his bike.

Olivia threw the ball.

The surfer caught the big wave.

The phone rang loudly.

The pig rolled in the mud.

The rainbow appeared over the clouds.

The dishwasher cleaned the dishes.

My mom went to the store.

A black and white line drawing of a king sitting on a throne, facing left. He wears a crown with three circular ornaments and a long, flowing robe. He holds a scepter in his right hand. The background consists of several horizontal lines, suggesting a page from a book or a document.





Spelling

Copy each of the words onto the line beside it. Be sure to spell each word correctly!

bright _____

pull _____

eat _____

push _____

far _____

right _____

fight _____

seen _____

flight _____

sight _____

lost _____

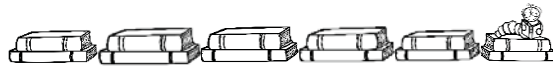
strength _____

might _____

tight _____

pole _____

wire _____




Writing

Copy this sentence. It's a little tricky! *"The man who has made up his mind to win," said Napoleon, "will never say impossible."* Be careful to use commas and quotation marks to show someone is speaking. There are also two capital letters in this sentence.

Linking Verbs

Circle the linking verbs below.





Capitalization and Punctuation

Correct the sentences by underlining the words that should be capitalized and adding any missing punctuation.

my dog is so silly when he chases his tail

mr. robinson was my favorite teacher.



have you ever been to another country

watch out for that patch of ice

we went to alabama last tuesday.

Writing

Copy this sentence. *At first the Romans, who were very proud and brave, did not think there was much danger.* Make sure you use two capital letters and two commas.

A cartoon illustration of a lion's head and shoulders, positioned in the bottom right corner of the page. The lion is grey with a large, shaggy mane, a black nose, and a friendly smile. It is sitting on a small, dark grey rock. The lion's head is tilted slightly to the left, and its eyes are looking forward. The mane is thick and covers the lion's head and neck. The lion's body is visible from the chest up, showing its front legs and a small tail. The lion is positioned in the bottom right corner of the page, with its head and shoulders visible. The lion is sitting on a small, dark grey rock. The lion's head is tilted slightly to the left, and its eyes are looking forward. The mane is thick and covers the lion's head and neck. The lion's body is visible from the chest up, showing its front legs and a small tail.



Spelling

Look at each word, then cover it and try to write it on your own onto the line beside it. Check your spelling and correct any mistakes. These are the same words from lesson 111. Do you remember them?

bright _____ pull _____

eat _____ push _____

far _____ right _____

fight _____ seen _____

flight _____ sight _____

lost _____ strength _____

might _____ tight _____

pole _____ wire _____

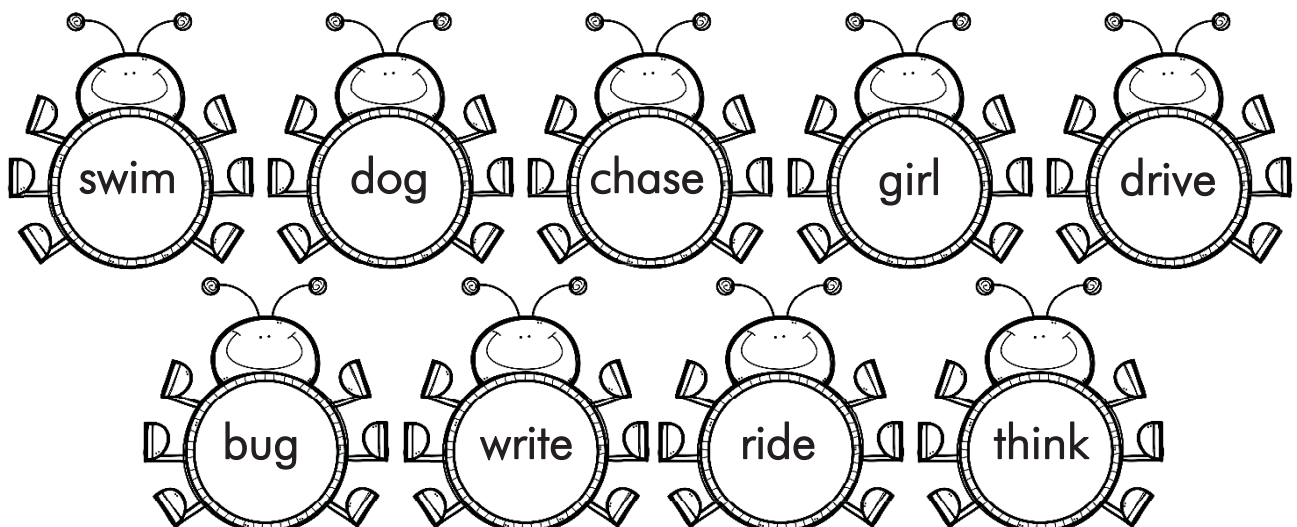


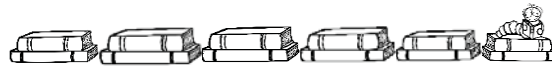
Writing

Copy this sentence. *Nearly two thousand years ago there lived in Rome a man whose name was Julius Caesar.* Make sure you use capital letters in the right place and make sure you spell his name correctly.

Action Verbs

Circle the action verbs below.





Ordering Directions

Put these directions for making a snowman in order using the words in the box.

first second third then finally

_____ Stack the three balls
largest to smallest.

_____ Make the next ball
slightly smaller.

_____ Roll a large ball for the
base of your snowman.

_____ Add eyes, nose,
mouth, and arms.

_____ Make the last ball
the smallest of all.



Put these directions for making scrambled eggs in order using the words in the box.

first second third fourth fifth then finally

_____ Whisk the cracked eggs
and milk in the bowl.


_____ Cook over medium
heat until done.

_____ Serve with toast and
enjoy!

_____ Crack the eggs into
the bowl.

_____ Pour a splash of milk
into the bowl of eggs.

_____ Pour the whisked
eggs into the pan.



_____ Gather the eggs, whisk,
milk, bowl, and pan.



Spelling

Copy each of the words onto the line beside it. Be sure to spell each word correctly!

answer _____

model _____

classify _____

paragraph _____

cough _____

rough _____

dough _____

store _____

enough _____

though _____

glyph _____

tough _____

graph _____

triumph _____

laugh _____

wide _____



Writing

Write the name: **Alexander the Great.**


Possessive Nouns

Choose the noun that shows possession. Things like the dog's bone, the house's door, the girl's hair – these all show possession. Notice the 's? Circle the choice that best fits in the blank.


The _____ melody was catchy.
songs' song's



The _____ voice was scratchy.
boy's boys'



The _____ tire was flat.
bike's bikes'

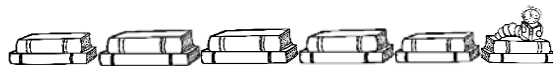


The _____ claws were sharp.
cats' cat's



My _____ pages are worn.
books' book's





Possessive Nouns

Circle the choice that best fits the blank.

The _____ frosting was delicious.
cupcakes' cupcake's



The _____ sail was colorful.
boat's boats'



The _____ laugh was adorable.
baby's babies'



Writing

Write the name of five people in your family. Now make them each own something by adding 's. For example: *Mom's computer*.

The dog got _____ fur muddy.
its it's



 really hot outside today.
Its It's



I think _____ fun to play in the rain.
its it's



 house is a hole in the wall.
Its It's





Spelling

Look at each word, then cover it and try to write it on your own onto the line beside it. Check your spelling and correct any mistakes. These are the words from lesson 121. Do you remember them?

answer _____

model _____

classify _____

paragraph _____

cough _____

rough _____

dough _____

store _____

enough _____

though _____

glyph _____

tough _____

graph _____

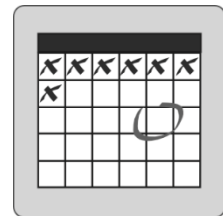
triumph _____

laugh _____

wide _____

It was so old _____ paint was flaking off.
its it's

 Friday today.
Its It's





Spelling

Copy each of the words onto the line beside it. Be sure to spell each word correctly!

addition_____ glass_____

confusion_____ key_____

direction _____ location_____

division_____ recreation_____

education_____ sensible_____

explosion_____ subtraction_____

fiction _____ support_____

fig _____ vacation_____



Writing

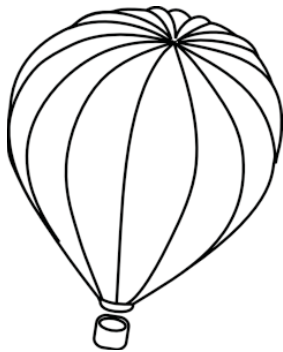
You are going to write a short story, one sentence at a time. Today, write one sentence with a subject and a predicate. Here are some examples:



I ran home.



My dog ate all the crumbs from around the table.



Someday I'm going to fly away in a hot air balloon.



Writing

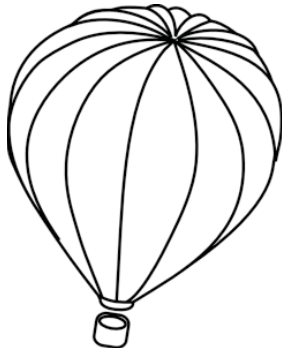
Add another sentence to the one you wrote on lesson 132. Just write your new sentence below but make sure it goes with the one you already wrote. In this sentence, use an apostrophe. Here are examples:



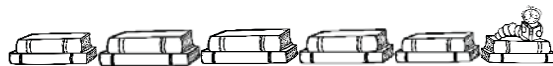
I ran home. My sister's bike was lying in the driveway.



My dog ate all the crumbs from around the table. He found the most underneath my brother's high chair.



Someday I'm going to fly away in a hot air balloon. The balloon's name is going to be the *Explorer*.



Writing


Add another sentence to the one you wrote on lesson 133. Just write your new sentence below but make sure it goes with the one you already wrote. Here are examples:



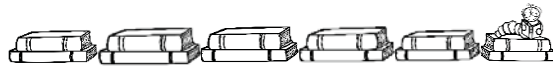
I ran home. My sister's bike was lying in the driveway. I thought I'd take it for a spin.



My dog ate all the crumbs from around the table. He found the most underneath my brother's high chair. My brother is so messy.



Someday I'm going to fly away in a hot air balloon. The balloon's name is going to be the *Explorer*. I think I'll fly it to Africa.



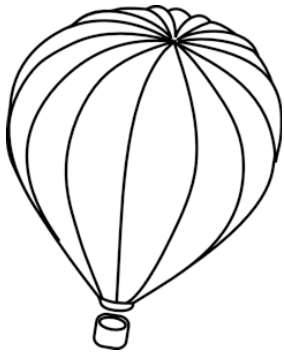
Writing

Add another sentence to the one you wrote on lesson 134. This time you will connect it to the sentence you wrote before using **and**, **but**, or **or**. Take away the punctuation mark from the end of your sentence and write a comma instead. Then write **and**, **but**, or **or** and then your new sentence. Here are examples:



I ran home. My sister's bike was lying in the driveway. I thought I'd take it for a spin, **but** just then she came out of the house and said she was going to ride it.

My dog ate all the crumbs from around the table. He found the most underneath my brother's high chair. My brother is so messy, **and** he loves to throw his food on the floor.



Someday I'm going to fly away in a hot air balloon. The balloon's name is going to be the *Explorer*. I think I'll fly it to Africa, **or** maybe I'll float to Asia.



Spelling

Look at each word, then cover it and try to write it on your own onto the line beside it. Check your spelling and correct any mistakes. These are words from lesson 131. Do you remember them?

addition_____ glass_____

confusion_____ key_____

direction _____ location_____

division_____ recreation_____

education_____ sensible_____

explosion_____ subtraction_____

fiction _____ support_____

fig _____ vacation_____



Subject Pronouns

Use the chart below to fill in the missing subject pronouns from the sentences.
(You probably don't even need the chart, but it's there if you do!)

Person	Singular	Plural
1 st (speaking)	I	we
2 nd (spoken to)	you	you
3 rd (spoken about)	he/she/it	they

(Meg, Jill, and I) _____ played ball together.

(Your dad) _____ works hard at his job.

([Speaking to] Tom) _____ are being too loud.

(The dog and cat) _____ chased each other.

(Philadelphia) _____ is a city rich in history.

(You and I) _____ are on the same team.

(Jack and Tom) _____ are on the other team.

(My Aunt Sally) _____ is a nurse.

(The apple) _____ was sweet.

(My brother) _____ likes sweet apples.



Object Pronouns

Use the chart below to fill in the missing object pronouns from the sentences.
(You probably don't even need the chart, but it's there if you do!)

Person	Singular	Plural
1 st (speaking)	me	us
2 nd (spoken to)	you	you
3 rd (spoken about)	him/her/it	them

Brian wanted to play with _____. (Meg, Jill, and me)

You must really love _____. (Your dad)

I am talking to _____. ([Speaking to] Tom)

I tried to keep up with _____. (The dog and cat)

Last year, we visited _____. (Philadelphia)

The coach seems to like _____. (You and me)

I hope we don't lose to _____. (Jack and Tom)

The other nurses really like _____. (My Aunt Sally)

The orange wasn't sweet like _____. (The apple)

Apples taste better to _____. (My brother)



Subject and Object Pronouns

Is the missing pronoun a subject or an object pronoun? Write the correct form of the pronoun in the blank.

I wanted to play with _____, but she was busy.
she/her

You must really love your dad. _____ works hard.
He/Him

I tried to keep up with _____, but they kept running.
they/them

You and I will have fun if the coach puts _____ in.
we/us

Jack and Tom are good. _____ will be hard to beat.
They/Them

My Aunt Sally is kind, so the other nurses like _____.
she/her

My Aunt Sally thinks _____ are kind too.
they/them

My mom went to the store. _____ forgot her list.
She/Her



Writing

Write a sentence with someone’s name in it. For example: *Samuel likes to climb walls*. Write a second sentence with a pronoun instead of the name. For example: *He can literally climb up and touch the ceiling*. Now write one last sentence. Use an apostrophe with the name, either showing possession or being used as a contraction. For example: *Samuel’s really amazing!* (Samuel is really amazing) or *Samuel’s feet are strong to hold him up so high*. (The feet belong to Samuel.) You should have three sentences.

Writing

Write a story about your vacation to a mountain home (pretend). What did you do there? Was it summer or winter?

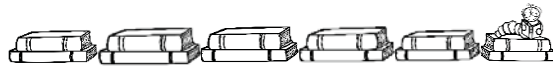
[illegible]



Writing

Write a story. Start: *He bravely...* or *She bravely...* Then use at least one other word from the word box (from lesson 148). Write at least four sentences. Make sure each of your sentences starts with a capital letter and ends with punctuation.

bravely slowly sadly cheerful hopeful
fearless useless kindness loudness



Writing

Copy this sentence: *"I'm afraid I don't know how," replied the country lad.* Pay attention to all of the punctuation and capitalization.

What are the two contractions in the sentence?

What do the contractions mean?

Can you find a pronoun in the sentence?

Can you find a common noun in the sentence?



Writing

Copy this sentence: *"I'll have to teach Danny Rugg a good lesson," said Bert to his cousin.* Pay attention to all of the punctuation and capitalization.

What is the contraction in the sentence?

What does the contraction mean?

Can you find a pronoun in the sentence?

Can you find any proper nouns in the sentence?



Writing

Copy this sentence: *"That's what we'll do!" cried Bert, steering toward it.* Pay attention to all of the punctuation and capitalization.

There is an 's word in the sentence. Is it possessive or a contraction?

What does it mean?

Can you find a pronoun in the sentence?

Can you find a proper noun in the sentence?

Writing

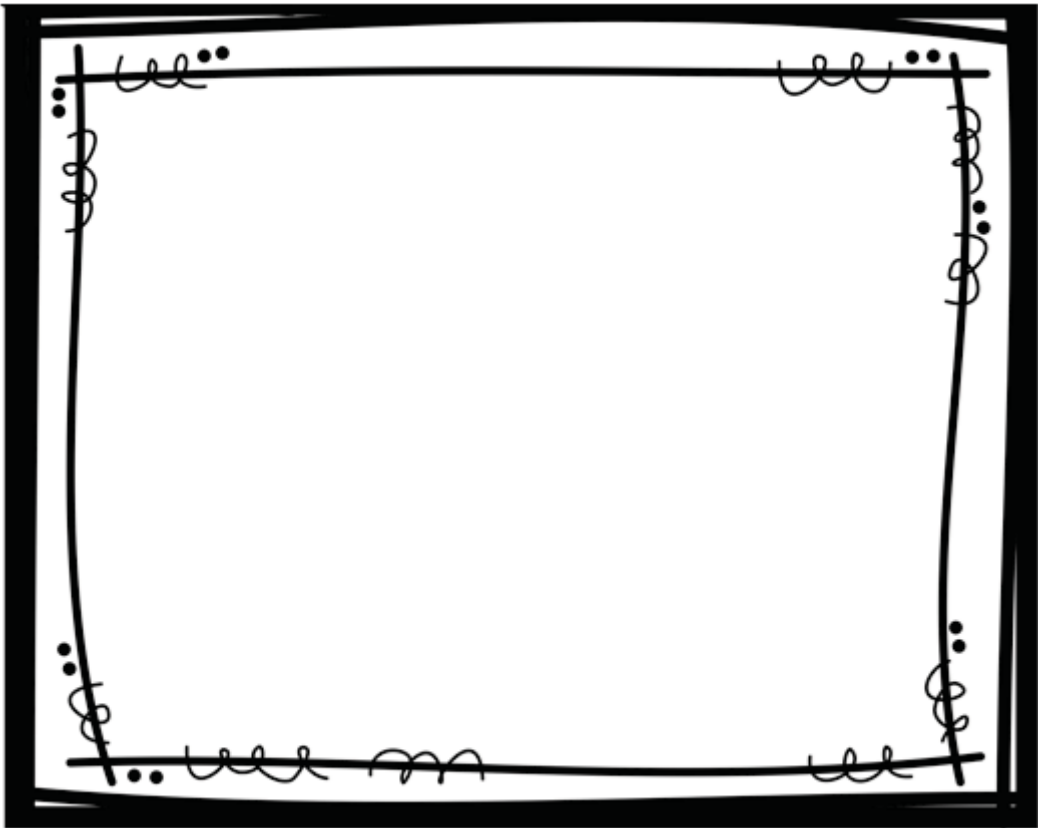
Write sentences like the ones you have been copying. Write what someone is saying and use a contraction. Here are some examples: *"I'll be right there," I said. "He's coming for dinner," I told my mom. "It's time to go!" I yelled.* Write three sentences like the examples.

[illegible]



Writing

Copy this sentence: *By this time the snowslide had reached the tree, and the mass was now much larger than at first.* Can you draw a picture of what is happening?





Writing

Copy this sentence: *Then came another thaw, and a freeze followed some days later, making good skating.*

Can you find a plural noun in the sentence?

Can you find the two past tense verbs?

Can you find the present tense verb?

[illegible]