

EP

Early American History

Printables:

Levels 1-4



This book belongs to:

This book was made for your convenience. It is available for printing from the Easy Peasy All-in-One Homeschool website. It contains all of the printables from Easy Peasy's early American history course. The instructions for each page are found in the online course.

Easy Peasy All-in-One Homeschool is a free online homeschool curriculum providing high quality education for children around the globe. It provides complete courses for preschool through high school graduation. For EP's curriculum visit allinonehomeschool.com.

EP Early American History Printables: Levels 1-4

Copyright © 2020 All rights reserved.

This workbook, made by Tina Rutherford with permission from Easy Peasy All-in-One Homeschool, is based on the early American history component of Easy Peasy's curriculum. For EP's online curriculum visit allinonehomeschool.com.

This book may not be reproduced in whole or in part in any manner whatsoever without written permission from Easy Peasy.

ISBN: 9798647855695

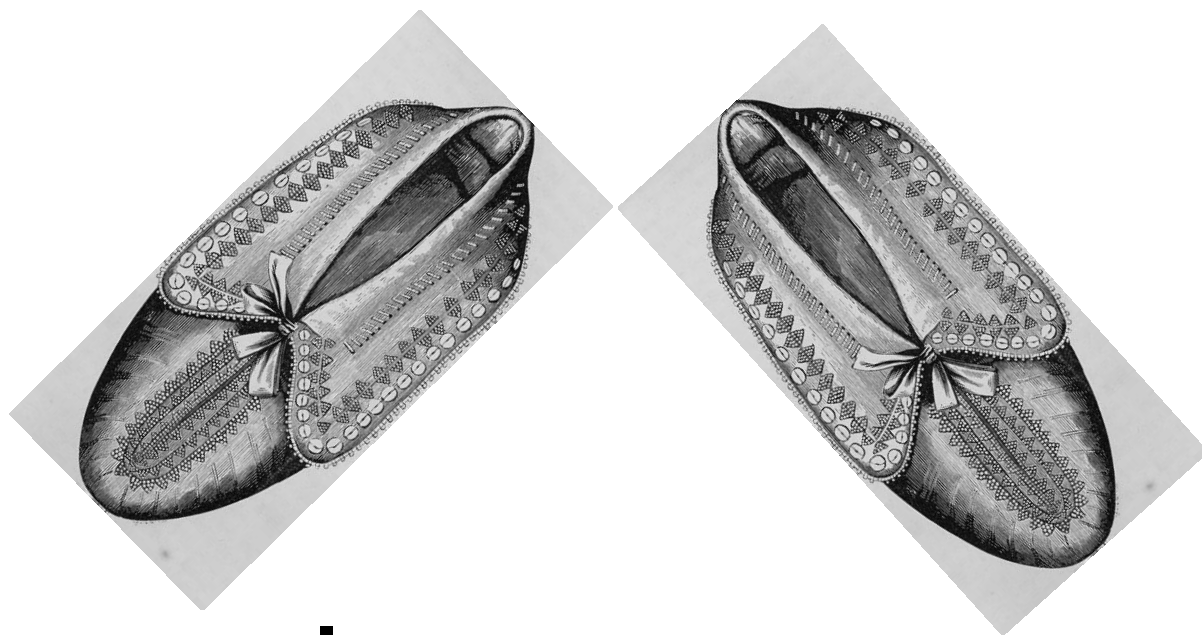
First Edition: June 2020



Christopher Columbus

Color this picture of Christopher Columbus.





Iroquois Lapbook





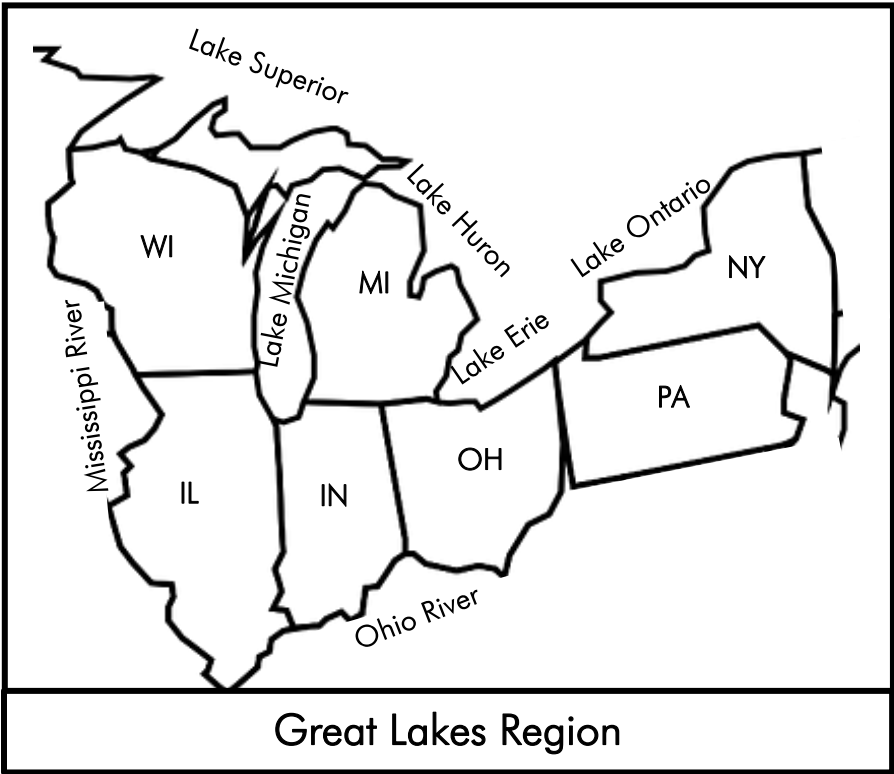
Iroquois Location

Mark the locations where the Iroquois lived. Stack the three pieces on top of each other and staple for your lapbook.

Where the Iroquois Lived



North America





League of Nations

Cut out the rectangle as one piece. Fold the left side in (on the line at **A**), and fold the right side in (on the line at **B**). Cut on the dotted lines so that you have four strips you can open to the fold. On the inside (opposite “glue here”), fill in your information.

Government	<div><div>A←</div><div>(glue here)</div><div>→B</div></div>	League of Nations
Constitution		
Purpose		
Borrowing Ideas		



The Five Nations

Cut each piece out in full (don't cut off the tab label). Write information on each piece. Stack the pieces so the tabs are in order from left to right with the cover page on top.

Five Iroquois Nations

Mohawk

Oneida



Onondaga



Cayuga



Seneca




Wampum

Cut out the rectangle as one piece and fold on the dotted line. Inside (opposite the “glue here” side), write information about wampum.

(glue here)

Wampum



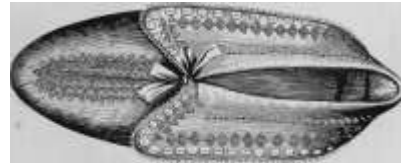


Iroquois Shoes

Cut out the rectangles and fold on the dotted line. Inside (opposite the “glue here” side), write information about the different shoes.

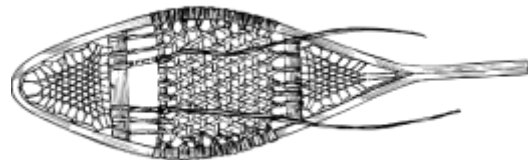
(glue here)

Moccasins



(glue here)

Snowshoes





Early Settlers



_____ 1552

_____ 1607

_____ 1620

_____ 1620



Timeline Pieces



Jamestown Colony - 1607



Mayflower Compact - 1620



The Mayflower Voyage - 1620



Word Search

Find the words from the bottom of the page in the puzzle below. The words can be found in any direction.

I R M V O P J Y A S K M L A I D V H F
N A P W T L G O M M A N O T N T Z A B
B I M O Z X M E S F M G P A X V I P B
R N R I I J L W A J H Q L X I Z R Z E
P I F E S C F I Z M O G E K V R W X G
L G H R T V H M B X N F S H Y X O N N
Y R M T S H Z I B E F L O R N H O J C
M I E C I B R B E Z Q V Q F V S A S O
O V X W N M H I E F I X W T I Z A I J
U B D B O V S I S N P H Z S J T G T I
T A M U L L K N D E W O E G N S E C Q
H C C Q O R F I H U T M W O R Z U Y K
H I N O C K A Y V O A T H H X Y W W O
C R E G S N M L A J J A L I A R C S H
E E Q C S B Z D G M C E Q E Q T X C C
Z M X I E D Y N Q O O I Q F R R A L O
O A H A E B I P P Y R U N C X S Q N E
Y N Y B A K K O Z B P U G K H P B A N
O W R H S U C Z N W O T S E M A J A M

America

Chief Powhatan

Colonists

England

Indians

Jamestown

John Rolfe

John Smith

King James

Mayflower

Plymouth

Pocahontas

Settlers

Virginia



Secret Code

Can you solve the secret code? Use the box to decode the message. What was Pocahontas' heroic act?

A	B	C	D	E	F	G	H	I	J	K	L	M
5	3	10	16	6	21	25	13	18	7	23	19	1

N	O	P	Q	R	S	T	U	V	W	X	Y	Z
11	4	9	2	17	15	20	26	8	24	12	22	14

9 4 10 5 13 4 11 20 5 15 15 5 8 6 16

7 4 13 11 15 1 18 20 13 15

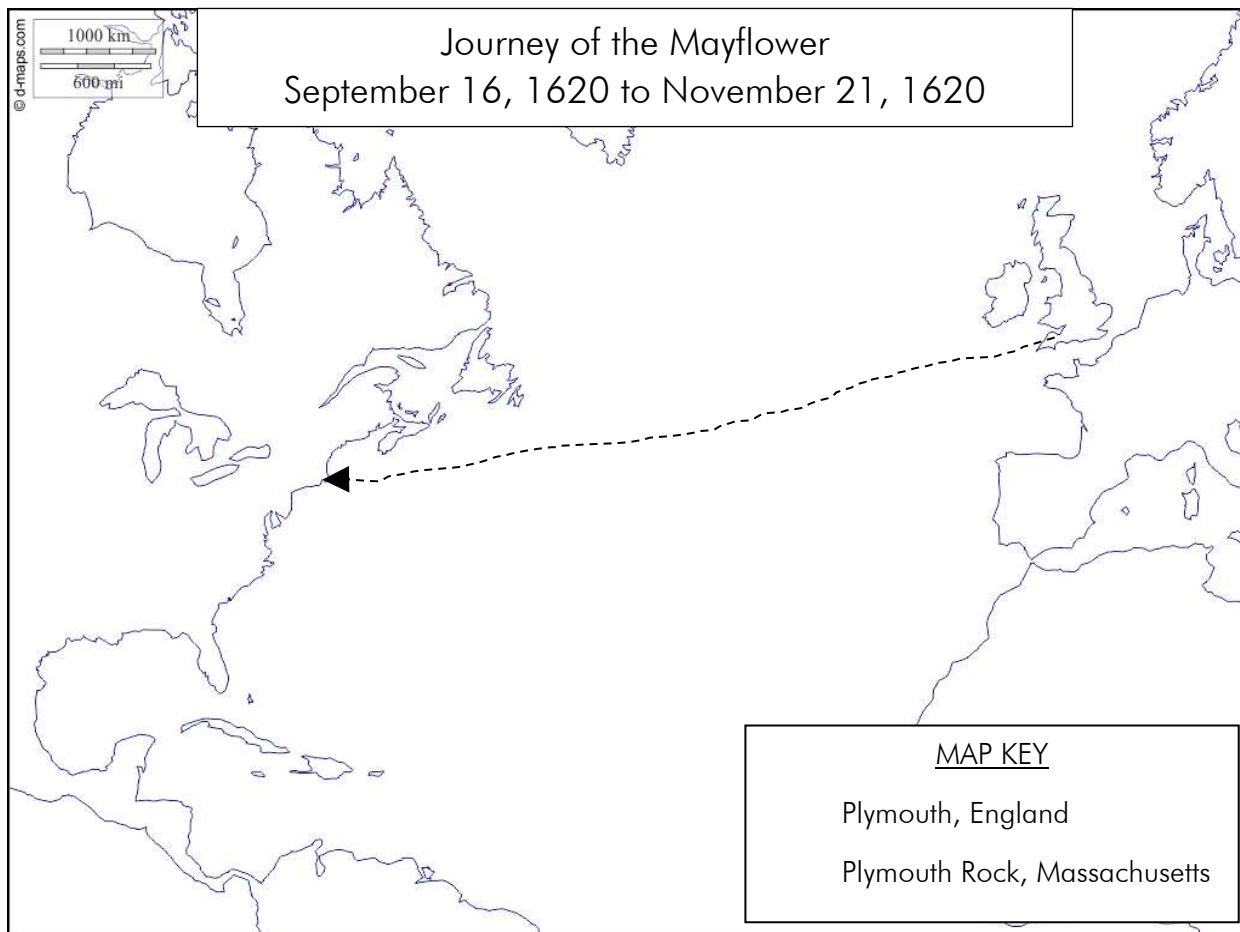
19 18 21 6

This image shows a single page of white paper with horizontal blue ruling lines. The lines are evenly spaced and run across the width of the page. There are no margins, text, or other markings on the paper.



Journey of the Mayflower

Use the map to answer the questions.



1. Do you remember which way is North on a map? Draw a compass to show which direction is North. Which direction did the Mayflower sail?

2. Choose a symbol to represent Plymouth, England. Draw that symbol on the map and in the Map Key.
3. Choose a different symbol to represent Plymouth Rock, Massachusetts. Draw that symbol on the map and in the Map Key.
4. What is the name of the ocean they crossed? Label it on the map.
5. How long was the journey? _____



First Thanksgiving

Write about the first Thanksgiving.

A large, blank, lined scroll with a torn edge, intended for writing about the first Thanksgiving. The scroll is light gray with horizontal lines and a dark gray border. It has a rolled-up top and bottom edge and a jagged, torn right side. The scroll is positioned vertically and occupies most of the lower half of the page.



Plymouth Colony

Match the name on the left with the correct description on the right. What can you remember from what you've learned?

a. Edward Winslow

_____ The mother of
Oceanus

b. Elizabeth Hopkins

_____ The first baby born
in the Plymouth
Colony

c. John Carver

_____ The chief of the
Wampanoags

d. Massasoit

_____ The first governor
of the Plymouth
Colony

e. Peregrine

_____ An Indian interpreter

f. Squanto

_____ The first pilgrim to
meet Massasoit

g. William Bradford

_____ The second
governor of the
Plymouth Colony





Word Search

First, figure out which word in each grouping doesn't belong and circle it. Then, use all of the UNcircled words as your list of what to find in the word search. Words can be any direction.

William Bradford governor Miles Standish John Carver

Sitting Bull Squanto Massasoit Samoset

cotton candy fish corn turkey

Jamestown Plymouth Mayflower Columbus

Q Z I P P M K V Z Y X H S P I X U O J
C O R N Y P K G V S G N T E I D Q K Y
K W Q S W X S V A I W O B Q U Z Q M I
M P I Y L K H I A O B C V T Q D E P B
O D Y L S V N N T T R C E E E M A N P
V I O L L Z M S S E X S O O R Q J M R
F I L D W I E N W G O S Q U A N T O I
O B Q J R M A O Z M M K H E Y T O J J
Z A P N A W L M A K A E E Z V U U R N
T Z N J B F Y S B S S V B F H R N F I
F P U H Y D G U X R S B H P H K O I N
R E L A X O Y A I U A G D G G E R D V
P Z M Y T P U A I R S D Q G F Y L Z K
Z R K L M W M S Z W O F F Z X Q R S P
G D X R O O H G E Z I P R O K K J P M
X B V G B S U V I V T X R H R W J S W
E I F Z I V R T Y P A D B Y J D V G J
Z Q L F U S N D H C W Y D L H T G U D
I J O H N C A R V E R E L F A F D U U



Early Settlements

Use this map to label when each area was first settled. Write the dates right onto the map.





Current Events

Answer each question about the article you read.

Who was there?

What happened?

When did it happen?

Where did it happen?

Why did it happen?



Daniel Boone

Cut around the outside on the dark black line to make one large square. Cut the other dark black lines and stop when they stop (one rectangle from the outside edge). Fold the book like an accordion on the lighter lines, folding the page up or down when you get to a new row to continue the accordion.

Cut this section off.	<div>Daniel Boone 1734-1820</div> 	 Boone was born near Reading, PA on November 2, 1734.	 Boone loved to explore and converse with friendly Indians.
 In 1769, Boone began to explore with his friend, John Finley.	 He got married and began to explore again.	 He left home to fight in the French and Indian War.	 Boone became an excellent hunter and provided meat for his family.
 John Finley was trying to find a route to Kentucky.	 They travelled through the Appalachian Mountains.	 Boone was captured by Shawnee Indians, but later escaped.	 Boone and others were hired to improve trails that became the Wilderness Road.
Cut this section off or use it to glue your book down.	 Daniel Boone truly embodied the spirit of the frontier!	 In 1784 he published his book, <i>Adventures</i> .	 He moved his family and built a fort named Boonesborough.



Daniel Boone

Fill in the blank with the word that best fits.

Conestoga	British	Cumberland Gap	Virginia
Squire and Sarah	Wilderness Road	Boonesborough	
Rebecca	Shawnee	James	

Daniel Boone's parents _____

Type of wagon the Boone family
used when moving to North Carolina _____

Place through which Boone crossed
the Appalachians _____

Indian tribe that captured Boone _____

Stretched from Virginia to Kentucky _____

Boone moved his family here _____

Boone was elected to this state's
Assembly _____

Boone's wife _____

Boone drove a wagon of army supplies
for them _____

Boone's son who was killed by Indians _____



French and Indian War

Fill in the blank with the word that best fits.

east coast	colonists	North America	Indians
Washington	American Revolution	naval	Britain
	Treaty of Paris	Spain	

They fought the war with France _____

France was allied with them _____

He lost Pittsburgh to the French _____

The war was for control of much of this _____

At the start of the war, Britain
controlled much of this _____

The British began to dominate the
war, especially these battles _____

Signed at the end of the war _____

They gave Florida to Britain _____

When the war ended, they no longer
needed British protection _____

The French and Indian war ultimately
led to this _____



Write a Postcard

This picture depicts a conference between the French and Indian leaders. Pretend you were there. Write a postcard home about what happened.



<hr/> <hr/> <hr/> <hr/> <hr/> <hr/> <hr/> <hr/> <hr/> <hr/>	<div data-bbox="1247 1215 1445 1400"></div> <hr/> <hr/> <hr/> <hr/>
---	---



Before the Revolution



1734



1754



1763



1763



Revolutionary War

Find the words from the bottom in the word search below.

C	P	P	W	W	D	I	A	T	D	A	M	V	U	C	T
F	N	D	W	K	O	A	E	D	P	C	S	G	O	F	K
L	L	R	N	W	G	J	N	F	W	Y	E	N	R	D	O
A	E	U	P	T	H	P	H	K	R	N	T	A	L	N	R
G	F	X	V	Z	K	F	B	C	E	I	N	H	B	I	N
N	X	S	I	A	V	A	Y	R	N	C	L	B	E	A	O
T	E	S	P	N	L	N	A	E	E	V	J	H	R	T	N
J	S	W	T	X	G	L	N	Y	B	L	Z	Z	N	I	R
G	T	S	E	D	H	T	E	O	Y	F	K	M	M	R	E
D	J	T	S	O	A	F	O	Y	T	C	C	Q	G	B	V
P	U	Z	W	L	A	U	G	N	F	H	W	N	D	T	T
I	A	E	D	Z	W	Q	N	U	Q	O	I	W	S	A	N
P	P	G	G	S	W	R	W	J	W	K	R	N	G	E	U
E	T	I	B	T	S	O	R	F	G	V	U	G	G	R	O
D	V	X	P	N	M	V	V	H	M	T	H	M	E	G	M
R	C	R	E	V	O	L	U	T	I	O	N	A	R	Y	K

Continental

General Howe

Nothing

France

Great Britain

Revolutionary

Frostbite

Lexington


Valley Forge

Mount Vernon



Revolutionary War

Complete the crossword puzzle using the words from your word search. Use the word length and context clues to help you.



Across:

2. British general in Boston (2 words)
3. City in Massachusetts near which the Revolutionary War began
4. Major causes of death in the winter were starvation and this
7. George Washington led this army
8. How much Washington was paid to help with the war

Across continued:

9. Name of Washington's home (2 words)
10. America fought them in the Revolutionary War (2 words)

Down:

1. Where the Continental Army spent the winter of 1777-78 (2 words)
5. Where Lafayette was from
6. War that began in 1775



The Revolution



1775




1776



1777



1781





American Revolution Lapbook



King George

Cut out the rectangles and fold on the dotted line. Inside, write or paste your information.

(glue here)	<h3>King George III</h3> 
-------------	---

(glue here)	<h3>The Colonists</h3> 
-------------	---

(glue here)	<h3>Royal Proclamation of 1763</h3>
-------------	---



King George III was the king of Great Britain during the American Revolution. He was well-liked in Britain, and much-hated in the colonies.

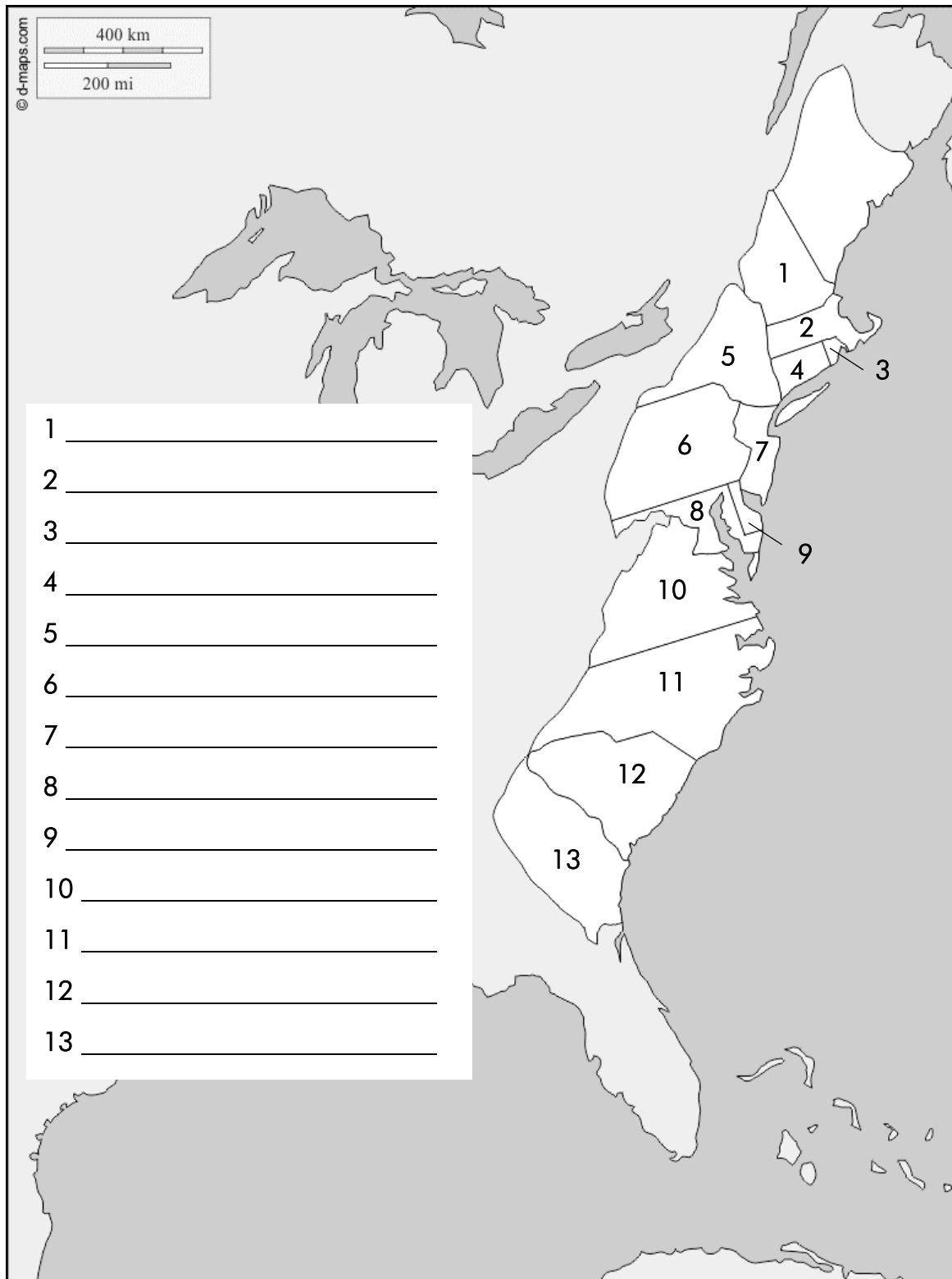
The colonists were children of England who found themselves in a new, unknown land. They were ordinary people – farmers, tailors, candle makers. Each colony was a separate entity, so there wasn't unity among the colonists.

The decree required the colonists to stay east of an imaginary line through the Appalachians. They were prohibited from settling beyond the boundary. The policy was intended to tighten British control of the colonies.



Thirteen Colonies

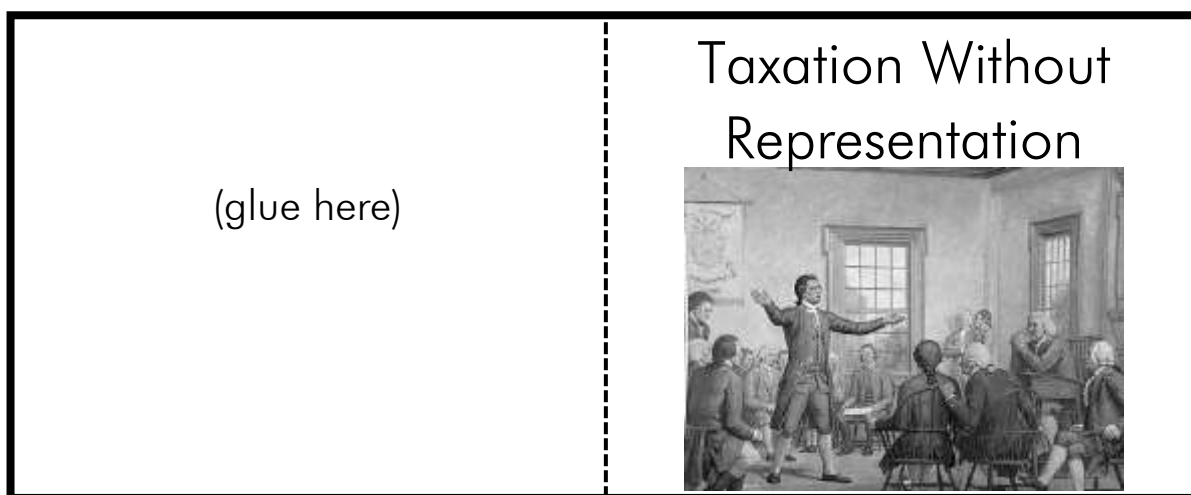
Label the map with the name of each colony.





Taxation Without Representation

Cut out the rectangle as one piece and fold on the dotted line. Inside (opposite the “glue here” side), write or glue your information.





The colonists had come from Britain and were still under British rule, so all of the British taxes applied to them. However, they weren't involved in the taxation discussions, nor did they have people representing them in the decisions. The colonists faced different concerns and issues than the people across the sea making all of the laws and felt that their voice wasn't being heard. This ultimately led to a full blown revolution – colonists against British empire – for the right to govern their own affairs.



Patriots

Cut out each patriot’s three sections as one piece. Fill in the information. Accordion fold the piece with the portrait on top.


Date of birth: _____	Role in the war: _____	
Date of death: _____	_____ _____	
Colony: _____	_____ _____	
_____	_____	
		George Washington

Date of birth: _____	Role in the war: _____	
Date of death: _____	_____ _____	
Colony: _____	_____ _____	
_____	_____	
		Benjamin Franklin




Taxation Without Representation

Cut out the rectangles each as one piece and fold on the dotted line. Inside (opposite the “glue here” side), write or glue your information.

(glue here)	<h3>Stamp Act</h3> 
-------------	---


In March of 1765, British parliament required that many paper materials had to be printed using special stamped paper produced in London. Newspapers, magazines, and even playing cards were included in the act. The British claimed to use the money to defend and protect the colonists after the French and Indian War, but the colonists felt they had paid enough and were angry that they didn't have any say in the government: it was taxation without representation.


(glue here)	<p>Paul Revere was a Patriot silversmith who famously warned the Colonist army at Lexington that the British troops were coming. Henry Wadsworth Longfellow wrote the poem about Revere that began: <i>“Listen, my children, and you shall hear of the midnight ride of Paul Revere”</i> and included the line, <i>“One if by land, and two if by sea.”</i></p>
<h3>Paul Revere</h3> 	



Patriots

Cut out each patriot's three sections as one piece. Fill in the information. Accordion fold the piece with the portrait on top.


Date of birth: _____	Role in the war: _____	 Samuel Adams
Date of death: _____	_____ _____	
Colony: _____	_____ _____	
_____	_____ _____	


Date of birth: _____	Role in the war: _____	 John Adams
Date of death: _____	_____ _____	
Colony: _____	_____ _____	
_____	_____ _____	



Patriots

Cut out each patriot's three sections as one piece. Fill in the information. Accordion fold the piece with the portrait on top.


Date of birth: _____	Role in the war: _____	
Date of death: _____	_____	
Colony: _____	_____	
_____	_____	
		Thomas Jefferson

Date of birth: _____	Role in the war: _____	
Date of death: _____	_____	
Colony: _____	_____	
_____	_____	
		John Hancock




Patriots

Cut out each patriot’s three sections as one piece. Fill in the information. Accordion fold the piece with the portrait on top.

Date of birth: _____	Role in the war: _____	
Date of death: _____	_____	
Colony: _____	_____	
_____	_____	

Thomas
Paine

Date of birth: _____	Role in the war: _____	
Date of death: _____	_____	
Colony: _____	_____	
_____	_____	

Marquis de
Lafayette



American Revolution Lapbook

Cut out the rectangles each as one piece and fold on the dotted line. Inside (opposite the “glue here” side), write or glue your information.

(glue here)

Join or Die



(glue here)

England's Reasons
for Taxing the
Colonies

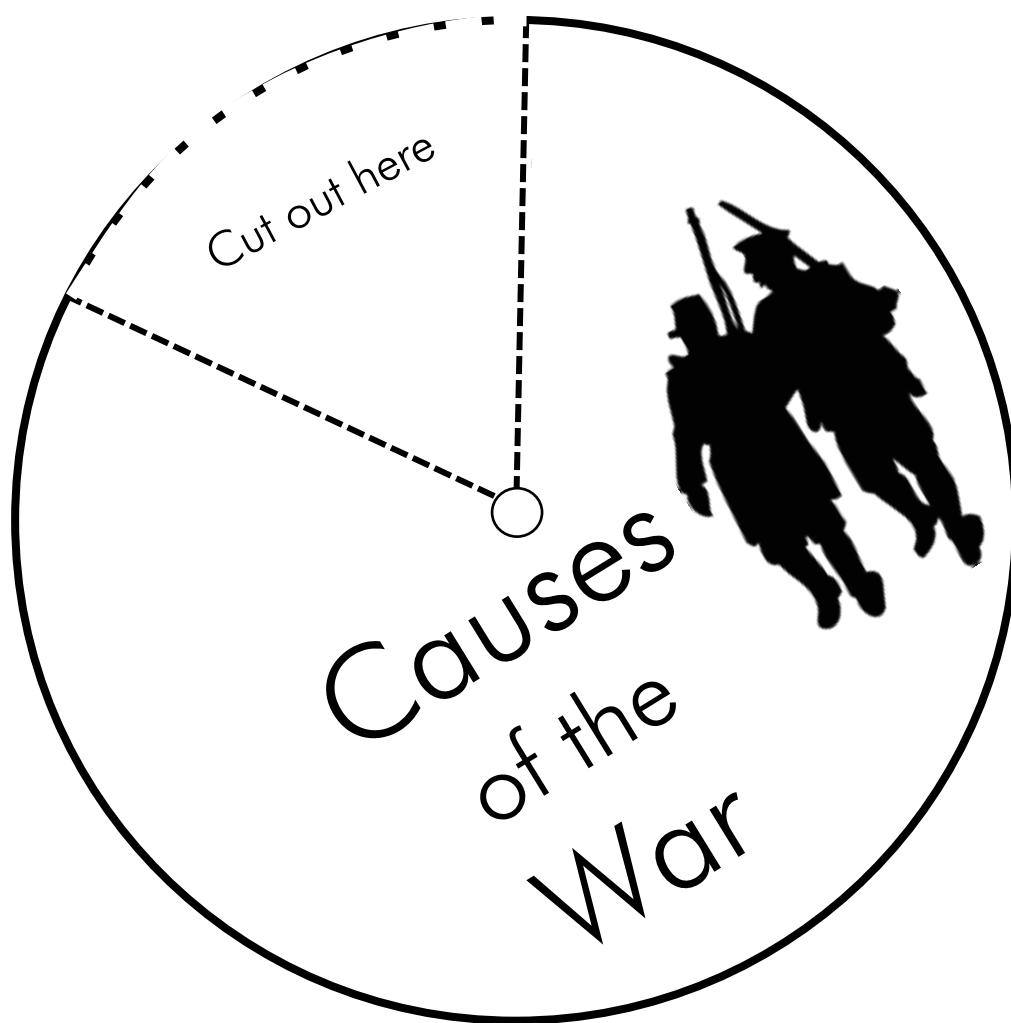
“Join, or Die” was a political cartoon, created by Benjamin Franklin. It shows a snake cut into pieces representing the disunity among the colonies. People used to think that if a severed snake was put back together before sunset, the snake would come back to life. Franklin wanted the colonies to unite and flourish.

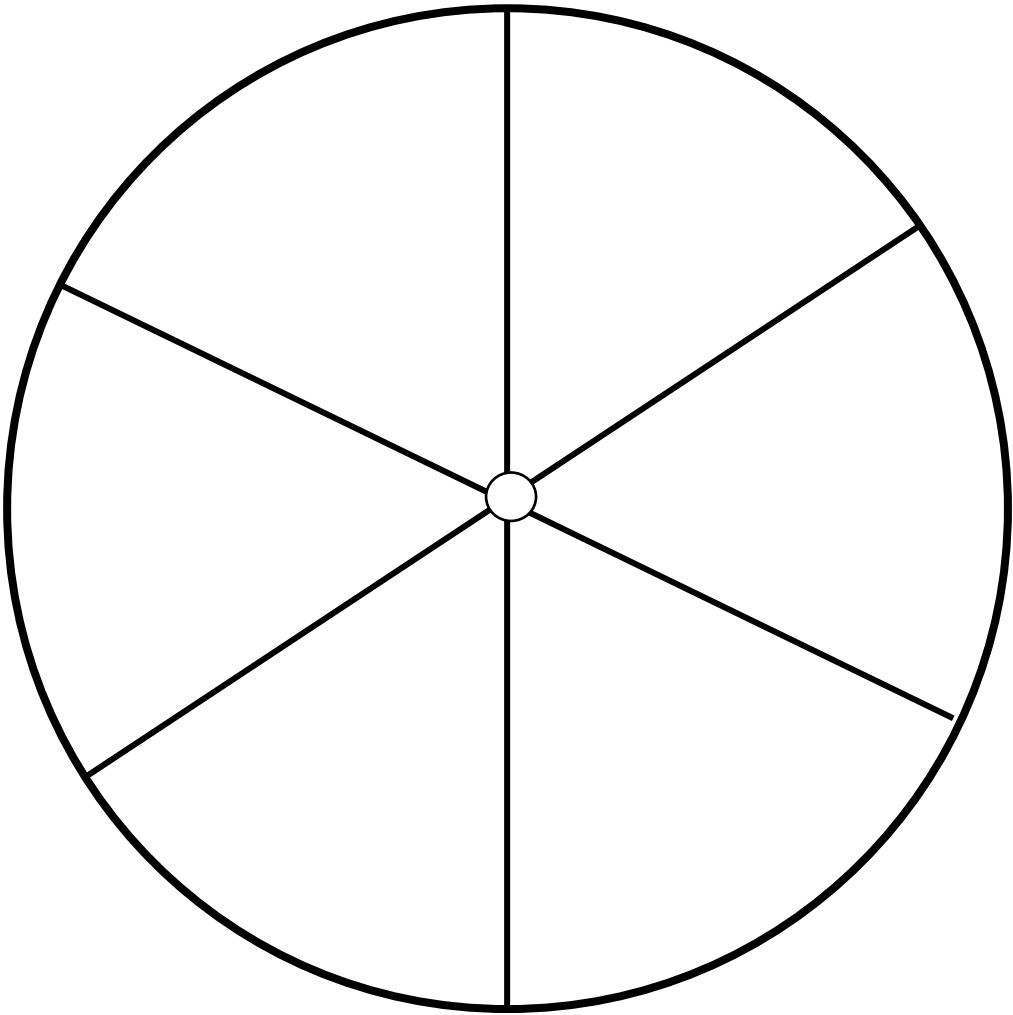
The taxes were said to help offset British costs in the French and Indian War and to pay for continued protection of the colonists by British troops stationed in America.



Causes of the War

Cut around the outside of the first circle, as well as along the dotted lines to cut out the “cut out here” section. Cut around the outside of the second circle. Fill each wedge of the circle with a cause of the war. Add artwork if you’d like. Stack the first circle on the second circle and secure with a brad.









Revolutionary War Lapbook

Cut out the rectangles each as one piece and fold on the dotted line. Inside (opposite the “glue here” side), write or glue your information.

(glue here)	<h3>Boston Tea Party</h3> 
-------------	--

The Boston Tea Party took place on December 16, 1773. A large group of colonists dressed as Mohawk Indians and climbed aboard three British ships loaded with crates of tea in the Boston harbor. They began to throw the tea into the harbor as a protest of the tax on tea.


(glue here)	<h3>Sugar Act</h3> 
-------------	--

The Sugar Act was passed on April 5, 1764. It raised the duties on sugar imported by the colonies from foreign sources. It was an attempt to give British sugar growers in the West Indies sole control of the colonial market.



Revolutionary War Lapbook

Cut out the rectangles each as one piece and fold on the dotted line. Inside (opposite the “glue here” side), write or glue your information.

<p>(glue here)</p>	<h3>Boston Massacre</h3> 
--------------------	--

On March 5, 1770, a British soldier being harassed by a mob who were angry about his presence as a parliamentary enforcer, fired a shot, prompting other soldiers to do the same. Five Americans ended up being killed. The depiction by Paul Revere, though not entirely accurate, displayed the growing resentment of the colonists.



Battles of the War

Cut out each card and learn about the battles. Stack them shortest to longest and staple.



Revolutionary War Battles

Washington crosses the
Delaware.



December, 1775

Shots fired at Lexington and
Concord; Washington takes
command



April, 1775



British General John
Burgoyne takes Fort
Ticonderoga.



July, 1777

British General John
Burgoyne surrenders at
Saratoga.



October, 1777

British Lord Cornwallis
surrenders at Yorktown,
Virginia.



October, 1781



After the Revolution



1787



1797



1801



1804



Word Search

Find the words from the bottom of the page in the puzzle below. The words can be found in any direction.

U	I	S	Y	Q	V	H	T	D	D	T	C	N	Z	C	X	A	G	D	N	D	X	S
C	N	A	W	X	B	Z	Z	L	I	B	E	R	T	Y	B	S	Z	I	J	A	K	F
B	A	I	C	U	N	I	R	O	G	P	W	S	B	I	P	S	P	L	S	U	D	F
J	V	M	T	R	C	M	L	E	L	H	Z	D	M	H	Y	S	O	D	F	Y	C	I
N	L	W	E	E	R	P	F	L	S	G	K	L	P	K	P	X	S	E	O	W	B	F
V	D	F	F	R	D	Y	V	G	O	W	O	V	L	T	R	G	D	M	Y	F	Q	E
K	M	X	B	R	I	S	T	S	C	F	K	V	L	S	N	C	F	O	D	P	Q	B
E	O	F	B	Q	E	C	T	E	D	E	R	J	E	O	B	L	F	C	R	G	X	U
T	A	W	Y	B	B	E	A	A	U	Y	B	I	I	R	Y	V	S	R	G	A	U	V
W	E	G	A	V	I	B	S	U	T	R	L	T	G	R	N	D	B	A	M	K	L	W
C	I	V	C	F	Y	X	L	P	E	E	U	B	U	H	V	M	K	C	G	F	P	W
R	D	K	P	Y	F	H	B	T	E	T	S	J	H	S	T	X	E	Y	S	U	C	A
G	L	U	Y	M	Q	M	Q	F	I	E	Y	K	S	J	B	S	M	N	H	A	Y	M
Q	Q	R	P	E	M	F	N	T	I	B	C	E	T	X	A	O	G	Z	T	N	P	E
H	P	G	G	Z	J	R	S	B	L	X	C	H	N	C	D	R	M	A	W	E	T	E
J	A	Q	O	D	T	N	Z	A	O	O	O	T	Q	E	R	I	C	J	Z	B	R	E
M	Z	O	V	R	O	K	I	M	R	C	O	D	E	R	W	O	Q	W	O	W	V	W
F	K	V	B	C	R	R	A	P	B	V	H	R	J	T	Y	H	N	N	R	I	R	M
L	S	V	R	J	T	I	E	M	C	K	F	S	H	E	W	J	V	Q	Q	H	I	X
A	U	S	L	V	B	U	T	V	I	T	E	N	A	M	E	N	D	M	E	N	T	T
L	F	R	E	E	D	O	M	O	F	R	E	L	I	G	I	O	N	X	P	C	M	Y
P	M	Y	L	T	U	Z	E	J	O	V	Z	Y	K	W	L	S	C	P	C	I	V	M
J	N	V	I	Z	T	P	R	C	R	O	T	W	B	X	N	A	Z	A	Z	W	R	A

Amendment
America
Bill of Rights
Constitution
Democracy

Due Process
Free speech
Freedom
Freedom of Religion
Government

Liberty
Ten
Trial by Jury
United States



Matching

Match the Bill of Rights amendment to the freedom it provides. You should fill in a number 1-10. Some are used more than once. Some aren't used at all.

Amendment

Right

Freedom of speech

Remain silent/not testify against self

Bear arms

Avoid unnecessary search and seizure

Power not given to federal
government belongs to states

An attorney

Worship however you choose

No cruel/unusual punishment

Can't be tried for the same crime twice

Trial by jury for civil matters



Fort McHenry Skit

Gather your family together and perform this skit as you learn about the battle that inspired the U.S. National Anthem.

Characters:

Narrator

American Major George Armistead

British Vice Admiral Sir Alexander Cochrane

(Optional: some people can be American or British troops reacting to the directions of the Major and Admiral.)

Setting:

Fort McHenry and the Baltimore harbor. The skit switches back and forth between Armistead's perspective in the fort and Cochrane's in the harbor.

Narrator: Our skit takes place in September of 1814. The Americans and the British are engaged in the so-called War of 1812. The British have recently attacked nearby Washington, D.C. Their burning of the Capitol, the President's House, and the Treasury Building was devastating. Now they're on their way here, to Baltimore and Fort McHenry.

Armistead: I am American Major George Armistead. I've prepared as best as I can. I have a force of 1,000 men helping me hold down the fort. We have around 20 guns. We have a line of sunken ships in the shallow waters outside the fort. Their masts are sticking up out of the water to prevent the British ships from getting too close. We have cannons positioned behind those sunken ships to fire if they choose to come closer. We're going to find out what this fort is made of!



Cochrane: I am British Vice Admiral Sir Alexander Cochrane. Our navy rules the seas and we want to keep it that way! These Americans need to learn that they can't just freely trade across the waters. Our navy conquered Napoleon! We've turned our attention here and burned Washington, and now we're going to take this fort. We are firing Congreve rockets at the fort. These rockets go up into the air, explode, and rain down deadly metal shards onto the fort's inhabitants. I don't see how we can lose. I'm sure the damage is heavy, let's move closer...

Armistead: They're coming closer now! They're in range of our guns, fire all! Fire all!

Cochrane: Pull back, men! Turn around to our original positions. We're in range of their guns now and they're firing too many.

Armistead: A new day is dawning, men. Lower the storm flag. Raise the garrison flag. The 42 x 30 foot flag will be visible to all of the ships in the river! I know it was a long night. But we only lost 4 men. Only 24 are wounded. And the fort is still standing!

Cochrane: After 25 hours and 330 men killed, wounded, or captured, we need a new strategy. Look at that billowing flag. They're not going away. Let's regroup away from here.

Narrator: You've just witnessed history! But you're not the only ones. Out at sea on a British ship, American Francis Scott Key was witnessing the battle through the night. He wrote some words to a British tune and called it *Defense of Fort McHenry*. But you might know it by another name. Here's the first verse:



O say can you see, by the dawn's early light,
What so proudly we hailed at the twilight's last gleaming,
Whose broad stripes and bright stars through the perilous fight,
O'er the ramparts we watched, were so gallantly streaming?
And the rocket's red glare, the bombs bursting in air,
Gave proof through the night that our flag was still there;
O say does that star-spangled banner yet wave
O'er the land of the free and the home of the brave?

All: [bow]



Current Events

Answer each question about the article you read.

Who was there?

What happened?

When did it happen?

Where did it happen?

Why did it happen?



Pioneers



1812



1815+



1849



1860



Packing a Wagon

Pretend you are a pioneer, setting out for a five-month journey. Your wagon can only hold 2,000 pounds. What would you pack for your trip? Think about the importance of being well-fed, being warm/dry, being safe, being entertained.

Tools	Pounds	Packed	Personal items	Pounds	Packed
ax	15	_____	doll	2	_____
shovel	12	_____	jump rope	1	_____
hatchet	9	_____	marbles	1	_____
hammer	7	_____	family Bible	10	_____
hoe	3	_____	books	75	_____
anvil	150	_____	bag of clothes	40	_____
grinding stone	75	_____	fiddle	5	_____
animal trap	15	_____	snowshoes	8	_____
rope	4	_____	pistol	7	_____
rifle	7	_____	medicine	10	_____
hunting knife	3	_____	piano	900	_____




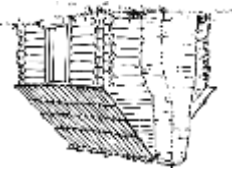










Food/Supplies	Pounds	Packed	Household goods	Pounds	Packed
flour	500	_____	rug	40	_____
tea	10	_____	bedding	20	_____
salt	50	_____	mirror	40	_____
sugar	50	_____	dutch oven	70	_____
coffee /grinder	100	_____	table and chairs	200	_____
bacon	400	_____	baby cradle	75	_____
dried fruit	200	_____	wooden bucket	10	_____
dried beans	200	_____	bedpan	10	_____
cornmeal	10	_____	rocking chair	50	_____
split peas	100	_____	pitcher and bowl	10	_____
oatmeal	8	_____	cooking stove	700	_____
vinegar	25	_____	cooking utensils	20	_____
pickles	50	_____	stool	10	_____
dried beef	25	_____	spinning wheel	80	_____
assorted spices	5	_____	lantern	4	_____
barrel of water	350	_____	clock	15	_____
vegetables	5	_____	ten candles	1	_____
butter churn	40	_____	set of dishes	40	_____
butter mold	1	_____	tent/gear	150	_____

TOTAL PACKED (must be under 2000 pounds) _____



Harriet Tubman

Cut around the outside on the dark black line to make one large square. Cut the other dark black lines and stop when they stop (one rectangle from the outside edge). Fold the book like an accordion on the lighter lines, folding the page up or down when you get to a new row to continue the accordion.

<p>Cut this section off.</p>	<p>Harriet Tubman 1822-1913</p> 	 <p>Tubman was born a slave in Maryland in March, 1822.</p>	 <p>In 1849, Tubman escaped from slavery to Philadelphia.</p>
 <p>She even helped newly freed slaves find work.</p>	 <p>Travelling secretly by night, she is said to have "never lost a passenger."</p>	 <p>She guided dozens of slaves to freedom on the Underground Railroad, earning the nickname "Moses."</p>	 <p>She soon returned to Maryland to rescue her family from slavery.</p>
 <p>Tubman met John Brown and helped him plan his raid on Harper's Ferry.</p>	 <p>Tubman worked for the Union Army in the Civil War.</p>	 <p>She started as a cook and a nurse.</p>	 <p>She went on to become an armed scout and spy.</p>
<p>Cut this section off or use it to glue your book down.</p>	 <p>Harriet Tubman was a true American hero!</p>	 <p>The Combahee River raid of which she was a part freed over 700 slaves.</p>	 <p>She was the first woman to lead an armed expedition in the war.</p>



Abraham Lincoln

Match the word or phrase on the left with the correct description on the right.
What can you remember from what you've learned?

- | | |
|----------------------------------|--|
| a. Kentucky | _____ Lincoln's goal in the Civil War |
| b. John Wilkes Booth | _____ Lincoln spent his boyhood here |
| c. Indiana | _____ Where Lincoln was born |
| d. The Emancipation Proclamation | _____ Lincoln managed a flat boat here |
| e. Ford's Theater | _____ Where Lincoln was shot |
| f. save the Union | _____ He shot and killed Lincoln |
| g. Ohio River | _____ freed slaves in the Confederate states |





Civil War



1860





1861




1863



1865




Civil War Lapbook






Civil War Lapbook

Cut out the rectangles and fold on the dotted line. Write or glue information inside. For Harriet Tubman, you can look back at your minibook from lesson 139. For the slavery piece, the information is in the online link.

(glue here)	 Harriet Tubman
-------------	---

(glue here)	 Harriet Beecher Stowe
-------------	--

Harriet Beecher Stowe
was the author of
Uncle Tom's Cabin
which was an anti-
slavery novel.



Civil War Lapbook

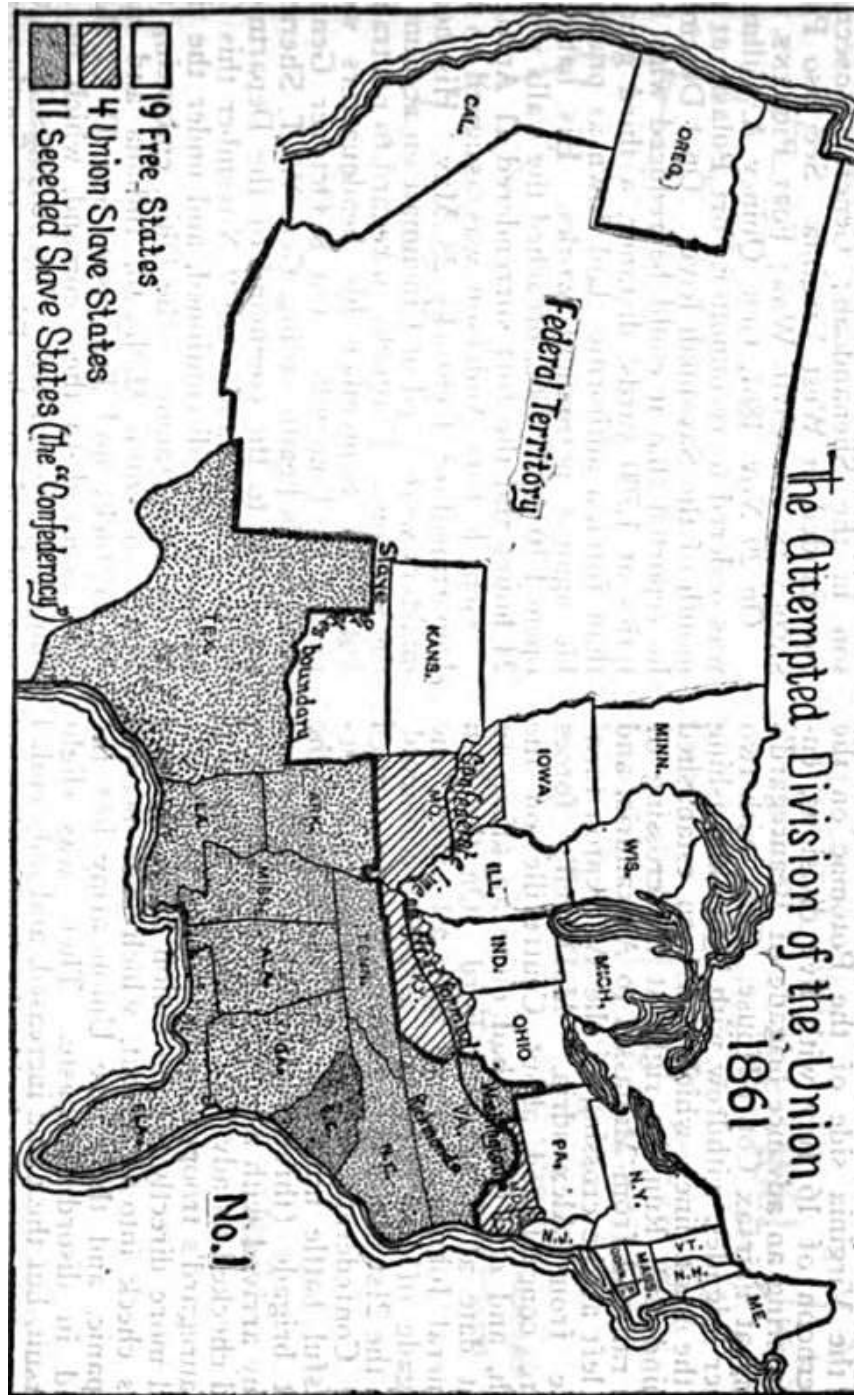
(glue here)



Slavery
and the Road to War

Civil War Lapbook

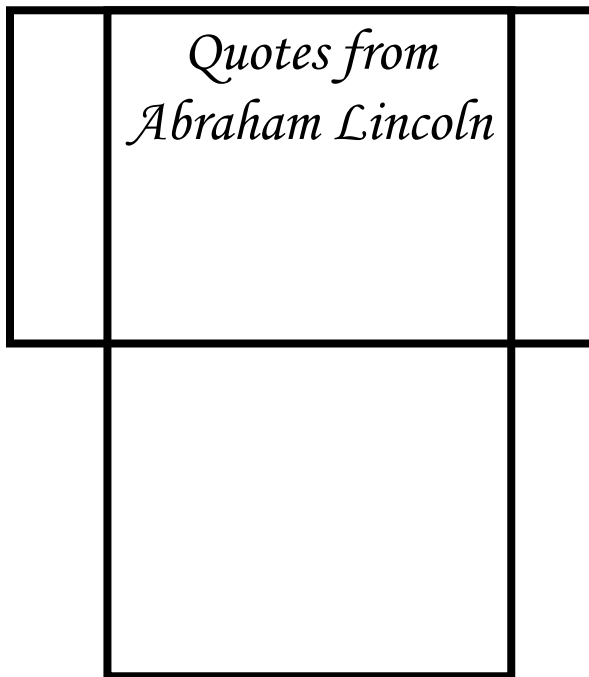
Cut out the map and add it to your lapbook. If you have markers, color in the Union and Confederate states more clearly. Be sure to denote your colors in the key.





Civil War Lapbook

Cut out the pocket as one piece. Fold up bottom. Then fold back side tabs and secure to the back flap. You have made a pocket to hold the quote cards in your lapbook. Cut out the quote cards. Once you read through them, store them in the pocket.



"Sir I am not concerned if God is on our side. My great concern is to be on God's side."


Better to remain silent and be thought a fool than to speak out and remove all doubt.

Whenever I hear anybody argue for slavery, I feel a strong impulse to see it tried on him personally.



Civil War Lapbook

Cut out the rectangle as one piece. Fold the left side in (on the line at **A**), and fold the right side in (on the line at **B**). Cut on the dotted lines so you have three strips you can open to the fold. On the inside (opposite “glue here”), add any information about each cause of war.

Slavery	<div>A ←</div> <div>(glue here)</div> <div>→ B</div>	<div>Causes of War</div> 
Different Economies		
States' Rights		



Civil War Lapbook

Cut out the hexagons. Stack them and staple on the side to make a book.

Other Names
for the
Civil War



The War
Between the
States

The War
Against
Northern
Aggression



The War of
Secession

The War of the
North and
South




Civil War Lapbook

Cut the big rectangle as one piece and fold the outside portraits in to cover the text. Glue the label pieces on top of the folded piece. Repeat on the next page.

	<p>Abraham Lincoln was the 16th president. His goal throughout the Civil War was to preserve the union and reunite all the states.</p>	<p>General Ulysses S. Grant led the union army, experiencing great victories at Vicksburg and also at Richmond. He led the North to ultimate victory.</p>	
---	---	---	---

The
North:



Union
Leaders






Civil War Lapbook

Cut the big rectangle as one piece and fold the outside portraits in to cover the text. Glue the label pieces on top of the folded piece. Repeat on the next page.

	<p>Jefferson Davis was the first and only president of the Confederacy. He encouraged southern enterprise and led the South through the war.</p>	<p>General Robert E. Lee was one of the most legendary generals in American history. He ultimately surrendered to Grant at Appomattox.</p>	
---	--	--	---

The
South:


Confederate
Leaders





Civil War Lapbook

Cut out the pocket as one piece. Fold up the bottom. Then fold back side tabs and secure to the back flap. You have made a pocket to hold the Gettysburg Address cards in your lapbook. Cut out the cards. Once you read through them, store them in the pocket.





Four score and seven years ago our fathers brought forth, upon this continent, a new nation, conceived in Liberty, and dedicated to the proposition that all men are created equal.

Now we are engaged in a great civil war, testing whether that nation, or any nation so conceived, and so dedicated, can long endure. We are met here on a great battlefield of that war. We have come to dedicate a portion of it as a final resting place for those who here gave their lives that that nation might live. It is altogether fitting and proper that we should do this.

But in a larger sense we can not dedicate - we can not consecrate - we can not hallow this ground. The brave men, living and dead, who struggled, here, have consecrated it far above our poor power to add or detract. The world will little note, nor long remember, what we say here, but can never forget what they did here.

It is for us, the living, rather to be dedicated here to the unfinished work which they have, thus far, so nobly carried on. It is rather for us to be here dedicated to the great task remaining before us - that from these honored dead we take increased devotion to that cause for which they here gave the last full measure of devotion - that we here highly resolve that these dead shall not have died in vain; that this nation shall have a new birth of freedom; and that this government of the people, by the people, for the people, shall not perish from the earth.



Civil War Lapbook

Cut out each card and learn about the battles. Stack them shortest to longest and staple.



Civil War Battles

Fort Sumter: Charleston,
South Carolina



April 12-14, 1861

First Battle of Bull Run:
Manassas, Virginia



July 21, 1861



Battle of Gettysburg:
Gettysburg, Pennsylvania



July 1-3, 1863

Lee surrenders: Appomattox
Courthouse.



April 9, 1865



Civil War Lapbook

Cut out the rectangle and fold on the dotted line. Write or glue the information inside and add it to your lapbook.

(glue here)




Clara Barton

Clara Barton was a teacher and nurse. She served on the battlefield as a nurse in the Civil War and helped supply packages to wounded soldiers. She is most known for being the founder of the American Red Cross.



Civil War Lapbook

Cut out the rectangle and fold on the dotted line. Write or glue the information inside and add it to your lapbook.

<p>(glue here)</p>	 <p>Matthew Brady</p>
--------------------	---

Matthew Brady was a photographer best known for telling the stories of the Civil War through photography. (This is called a photojournalist.) Photography technology was just emerging that allowed for permanent images to be captured by cameras (called daguerreotype).



Civil War

Fill in the blank with the word that best fits.

Civil War confederate Emancipation Proclamation
General Grant General Lee union

The states that wanted to keep
the country united

He surrendered to end the Civil
War.

The war between the North and
the South

The states that seceded from the
Union

He was in charge of the Union
armies

Freed the slaves in seceded states



Word Search

Find the words from the bottom of the page in the puzzle below. The words can be found in any direction.

F S S O U T H C A R O L I N A W A B
C B E L M G F O R T S U M T E R X Y
A I J C A V W I I J G Q K T X K G K
B H V L E Q I X Y U V M P J G N G J
R M P I E D E C Y E O I S K R K E E
A G U S L T E X K L Z L O W A C N F
H X K K J W G Y J S X C E D G O E F
A M A V W E A I B O B E E R T N R E
M S A U K U B R T U L U U W R F A R
L C G N A A J T B L L B R V H E L S
I X I I I K A M A R S L D G N D G O
N C C O Z M K R C Y R T R H F E R N
C H G N O M E V T D C M P U Q R A D
O D B P U N A T R W Z Y M G N A N A
L K P Z E G E R N U Q U J K Y T T V
N A Y G X G O Z T O N C U Z A E Z I
X Q R X P M T X E U Y I T H D A Z S
G T R I W U H L U J H O S I J G A I

Abraham Lincoln

Appomattox

Bull Run

Civil War

Confederate

Fort Sumter

General Grant

General Lee

Gettysburg

Jefferson Davis

Secede

South Carolina

Union

Vicksburg



Civil War

Fill in the blank with the word that best fits.

Appomattox Confederacy Emancipation Proclamation
Fort Sumter John Wilkes Booth Lincoln
South Carolina

November, 1860: he was elected
President

December, 1860: they seceded

February, 1861: this was born

April, 1861: this was attacked

January, 1863: this document
freed the slaves

April, 1865: Lee surrendered here

April, 1865: He shot President
Lincoln at Ford's Theater



Research Notes

Use these pages to make notes on your topic.

Topic: _____

Resource 1: _____

Info: _____ Info: _____

Info: _____ Info: _____

Info: _____ Info: _____

Resource 2: _____

Info: _____ Info: _____

Info: _____ Info: _____

Info: _____ Info: _____

Resource 3: _____

Info: _____ Info: _____

Info: _____ Info: _____

Info: _____ Info: _____

Resource 4: _____

Info: _____ Info: _____

Info: _____ Info: _____

Info: _____ Info: _____



Resource 5: _____

Info: _____

Info: _____

Info: _____

Info: _____

Info: _____

Info: _____

Resource 6: _____

Info: _____

Info: _____

Info: _____

Info: _____

Info: _____

Info: _____

Resource 7: _____

Info: _____

Info: _____

Info: _____

Info: _____

Info: _____

Info: _____

Resource 8: _____

Info: _____

Info: _____

Info: _____

Info: _____

Info: _____

Info: _____

Resource 9: _____

Info: _____

Info: _____

Info: _____

Info: _____

Info: _____

Info: _____