




Complimentary Colors


Lay your hand across the paper and trace it. Leaving your hand blank, color in the circles in a pattern: green, blue, violet. Then color inside of your hand with colors that complement each circle.





Colonial Hat

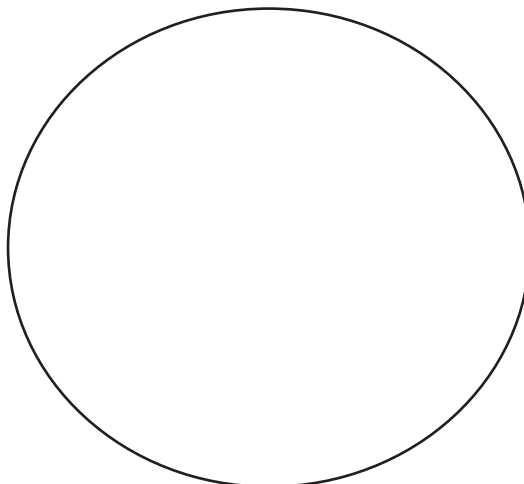
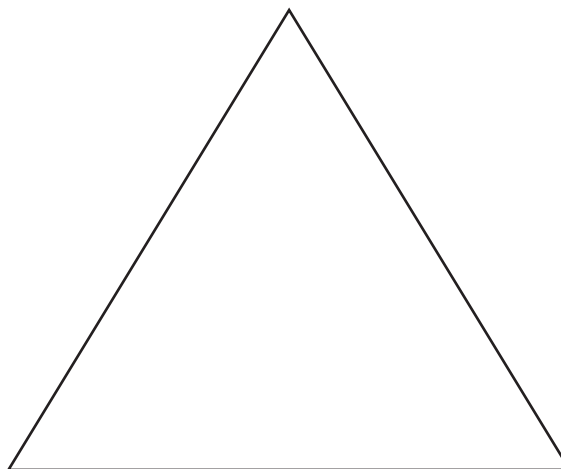
Use this pattern to make three sides of a hat on black construction paper. Form the three sides into a triangle. Staple the edges together (the closer to the edges, the bigger the hat). Sit the hat on your head like a headband.





Shapes


Follow the directions online to complete your art project.





Secret Quilt

Color this page to make your own secret quilt.





Snake Pattern

Color the snake using the directions found online.

