


# VALUE

IS THE RANGE OF LIGHT TO DARK.

VALUE CHANGES WITH BLACK + WHITE

VALUE CHANGES WITH COLOR

A VALUE SCALE SHOWS THE CHANGE OF LIGHT TO DARK.



THIS IS A PENCIL VALUE SCALE.



INK



PENCIL



INK



PENCIL



INK




PENCIL

SHADING WITH LINES SHADING WITH CROSS-HATCHING SHADING WITH STIPPLING [THESE ARE LINE TECHNIQUES.]



TINTING WITH COLOR

TO A LITTLE BIT OF COLOR, ADD INCREASING AMOUNTS OF WHITE TO CHANGE THE VALUE.

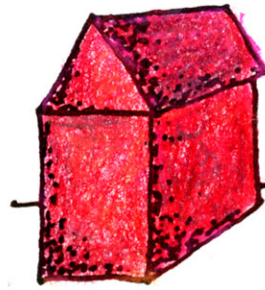



SHADING WITH COLOR


TO A LIGHT OR MEDIUM COLOR, ADD BLACK OR A DARK COLOR, A LITTLE AT A TIME, TO CHANGE THE VALUE.

[THESE ARE BLENDING TECHNIQUES.]


SHADING APPLIED TO OBJECTS:




CONTRAST = TO SHOW UNLIKENESS (SOMETHING DIFFERENT, OPPOSITE, OR DISSIMILAR)




LIGHT AGAINST DARK (BLACK + WHITE)



LIGHT AGAINST DARK (COLOR)



PATTERN AGAINST NO PATTERN (BLACK + WHITE)



PATTERN AGAINST NO PATTERN (COLOR)

Background is detailed, busy, active space.



DETAILED AGAINST UNDETAILED SPACE

Subject, bird, is peaceful, inactive, simple space.

I WILL LOOK FOR VALUE AND CONTRAST, BOTH NATURAL AND MAN-MADE, IN MY ENVIRONMENT.

**The ABCs of Art: The Elements & Principles of Design**

Compiled, organized, and added to by ♥ M.C. Gillis

Contact artist, mo@expandingheart.com, to give feedback.

More downloads at [www.expandingheart.com](http://www.expandingheart.com) & [www.awesomeartists.com](http://www.awesomeartists.com).