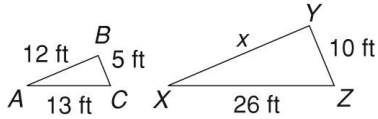


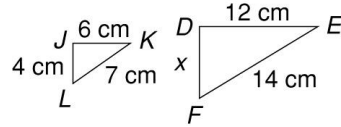
Using Similar Figures

For each pair of similar figures write a proportion containing the unknown length. Then solve.

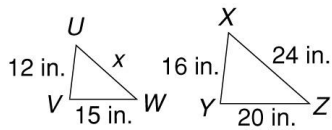
1.



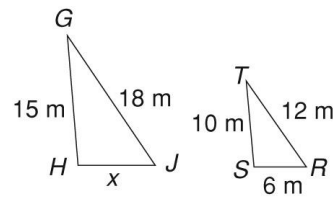
2.



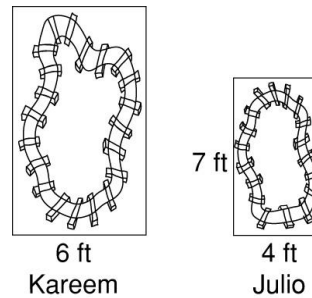
3.



4.



5. Kareem and Julio have rectangular model train layouts that are similar to each other. Julio's layout is 4 feet by 7 feet. Kareem's layout is 6 feet wide. What is the length of Kareem's layout?



6. A 6-foot-tall adult casts a shadow that is 15 feet long. Estimate the height of a child who casts a 10-foot shadow.

