

EP Math 2 Printables



This book belongs to

This book was made for your convenience. It is available for printing from the Easy Peasy All-in-One Homeschool website. It contains all of the printables from Easy Peasy's Math 2 course. The instructions for each page are found in the online course.

Easy Peasy All-in-One Homeschool is a free online homeschool curriculum providing high quality education for children around the globe. It provides complete courses for pre-school through high school graduation. For EP's curriculum visit allinonehomeschool.com.

EP Math 2 Printables

Copyright © 2016 PuzzleFast Books. All rights reserved.

This book, made by permission of Easy Peasy All-in-One Homeschool, is based on the math component of Easy Peasy's curriculum.

For EP's online curriculum visit allinonehomeschool.com.

This book may not be reproduced in whole or in part in any manner whatsoever without written permission from the publisher.

For more information visit www.puzzlefast.com.

ISBN-13: 978-1533308207

ISBN-10: 1533308209

Second Edition: December 2017

Contents





 6+	My 201-300 Chart	 121	Telling Time: To the 5 Minutes	 167	Let's Review!
 13	Addition up to $6 + 4$	 122	Time Passages: To the Hour	 168	Subtracting Tens
 30	Addition & Comparison	 124	Telling Time: 5 Minutes Later	 169	Adding Tens
 39	Addition up to $9 + 4$	 125	Time Passages: To the Half Hour	 170	Subtracting Tens
 53	Tens and Ones	 131	Favorite Pets Bar Graph	 171	Subtracting Tens and Ones
 58	2D Shapes	 135	My Bar Graph	 172	Adding Tens and Ones
 61+	Fact Families I ~ VII	 141	Fractions of a Group	 173	Adding and Subtracting Tens and Ones
 63	Subtraction Matching	 143	Fractions in Words	 175	Adding 1 Digit with Regrouping
 66	Subtraction Puzzles	 145	Fractions in Words	 176	Adding 2 Digits with Regrouping
 71	Subtraction Crossword	 151	Lemonade Bar Graph	 177	Addition Word Problems
 78	3D Shapes I & II	 155	Let's Review!	 178	2-Digit Addition
 92	Counting Coins	 156	Let's Review!	 179	Subtraction Word Problems
 95	Counting My Coins	 160	Tens and Ones		Answer Key
 112	Money Word Problems	 162	Adding and Subtracting Tens		
 113	Money Word Problems	 166	Adding Tens		



Name _____

My 201-300 Chart

From **Day 6** to **Day 10**, use this chart to practice counting from 201 to 300.

-  On **Day 6**, write 201 in the first corner square. Fill in the 1s column. The next number is 211. The last number should be 291.
-  On **Day 7**, fill in the 2s column. Write 202 next to 201 and then fill in the rest of the column. The last number should be 292.
-  On **Day 8**, fill in the 3s column. The last number should be 293.
-  On **Day 10**, fill in the 10s column. The last number should be 300.



Addition up to 6 + 4

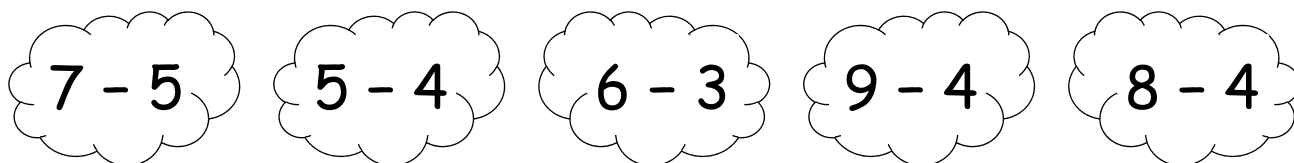
A. Practice addition up to 6 + 4.

6	5	2	6	3	6	4	6
+ 4	+ 3	+ 4	+ 3	+ 4	+ 2	+ 3	+ 4
<div style="border: 1px solid black; height: 40px; width: 50px;"></div>	<div style="border: 1px solid black; height: 40px; width: 50px;"></div>	<div style="border: 1px solid black; height: 40px; width: 50px;"></div>	<div style="border: 1px solid black; height: 40px; width: 50px;"></div>	<div style="border: 1px solid black; height: 40px; width: 50px;"></div>	<div style="border: 1px solid black; height: 40px; width: 50px;"></div>	<div style="border: 1px solid black; height: 40px; width: 50px;"></div>	<div style="border: 1px solid black; height: 40px; width: 50px;"></div>

B. Practice addition up to 4 + 6.

4	2	3	4	3	4	4	3
+ 6	+ 5	+ 3	+ 4	+ 5	+ 6	+ 5	+ 6
<div style="border: 1px solid black; height: 40px; width: 50px;"></div>	<div style="border: 1px solid black; height: 40px; width: 50px;"></div>	<div style="border: 1px solid black; height: 40px; width: 50px;"></div>	<div style="border: 1px solid black; height: 40px; width: 50px;"></div>	<div style="border: 1px solid black; height: 40px; width: 50px;"></div>	<div style="border: 1px solid black; height: 40px; width: 50px;"></div>	<div style="border: 1px solid black; height: 40px; width: 50px;"></div>	<div style="border: 1px solid black; height: 40px; width: 50px;"></div>

C. Connect the subtraction problems to their correct answers.





Addition & Comparison

A. Connect the problems to their correct answers.



$6 + 5$

8

$3 + 6$

$2 + 7$

9

$4 + 7$

$6 + 6$

10

$6 + 2$

$4 + 4$

11

$5 + 7$

$3 + 7$



12

$4 + 6$

B. Compare the numbers with $<$ (less than), $>$ (greater than), or $=$ (equal to).

$360 \bigcirc 205$

$426 \bigcirc 500$

$265 \bigcirc 132$

$932 \bigcirc 239$

$657 \bigcirc 768$

$867 \bigcirc 724$

$336 \bigcirc 439$

$625 \bigcirc 635$

$874 \bigcirc 790$

$203 \bigcirc 523$





Addition up to 9 + 4

A. Practice addition up to 9 + 4.



9	7	9	7	8	9	8	6
+ 4	+ 3	+ 3	+ 4	+ 3	+ 4	+ 4	+ 3
<div style="border: 1px solid black; height: 40px; width: 60px;"></div>	<div style="border: 1px solid black; height: 40px; width: 60px;"></div>	<div style="border: 1px solid black; height: 40px; width: 60px;"></div>	<div style="border: 1px solid black; height: 40px; width: 60px;"></div>	<div style="border: 1px solid black; height: 40px; width: 60px;"></div>	<div style="border: 1px solid black; height: 40px; width: 60px;"></div>	<div style="border: 1px solid black; height: 40px; width: 60px;"></div>	<div style="border: 1px solid black; height: 40px; width: 60px;"></div>

B. Practice addition up to 4 + 9.

4	3	4	3	4	3	3	4
+ 9	+ 6	+ 6	+ 8	+ 9	+ 9	+ 7	+ 8
<div style="border: 1px solid black; height: 40px; width: 60px;"></div>	<div style="border: 1px solid black; height: 40px; width: 60px;"></div>	<div style="border: 1px solid black; height: 40px; width: 60px;"></div>	<div style="border: 1px solid black; height: 40px; width: 60px;"></div>	<div style="border: 1px solid black; height: 40px; width: 60px;"></div>	<div style="border: 1px solid black; height: 40px; width: 60px;"></div>	<div style="border: 1px solid black; height: 40px; width: 60px;"></div>	<div style="border: 1px solid black; height: 40px; width: 60px;"></div>

C. Connect the problems to their correct answers.



<div style="border: 1px solid black; padding: 10px; display: inline-block;">4 + 6</div>	<div style="border: 1px solid black; border-radius: 50%; padding: 10px; display: inline-block;">9</div>	<div style="border: 1px solid black; padding: 10px; display: inline-block;">8 + 3</div>
<div style="border: 1px solid black; padding: 10px; display: inline-block;">7 + 2</div>	<div style="border: 1px solid black; border-radius: 50%; padding: 10px; display: inline-block;">10</div>	<div style="border: 1px solid black; padding: 10px; display: inline-block;">5 + 7</div>
<div style="border: 1px solid black; padding: 10px; display: inline-block;">6 + 7</div>	<div style="border: 1px solid black; border-radius: 50%; padding: 10px; display: inline-block;">11</div>	<div style="border: 1px solid black; padding: 10px; display: inline-block;">4 + 5</div>
<div style="border: 1px solid black; padding: 10px; display: inline-block;">6 + 5</div>	<div style="border: 1px solid black; border-radius: 50%; padding: 10px; display: inline-block;">12</div>	<div style="border: 1px solid black; padding: 10px; display: inline-block;">3 + 7</div>
<div style="border: 1px solid black; padding: 10px; display: inline-block;">4 + 8</div>	<div style="border: 1px solid black; border-radius: 50%; padding: 10px; display: inline-block;">13</div>	<div style="border: 1px solid black; padding: 10px; display: inline-block;">4 + 9</div>



Tens and Ones

Write the correct number in each blank.

2 tens = 20

6 tens = _____

3 tens = _____


7 tens = _____

4 tens = _____

8 tens = _____

5 tens = _____

9 tens = _____



2 tens + 5 ones = 25

1 ten + 6 ones = 16

4 tens + 3 ones = _____

3 tens + 8 ones = _____

8 tens + 1 one = _____

9 tens + 2 ones = _____

2 tens + 4 ones = _____

1 ten + 8 ones = _____

4 tens + 2 ones = _____

3 tens + 1 one = _____

8 tens + 9 ones = _____

9 tens + 5 ones = _____

5 tens + 8 ones = _____

6 tens + 4 ones = _____

3 tens + 2 ones = _____

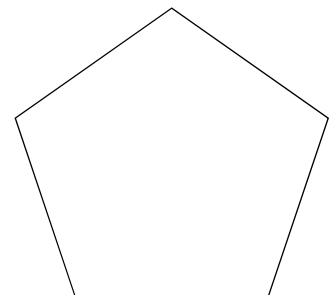
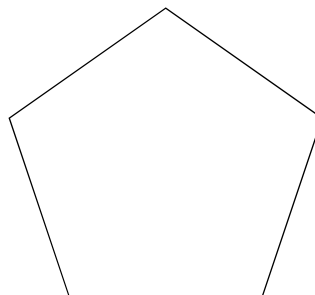
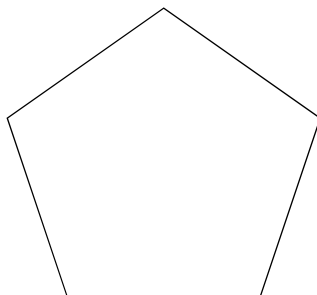
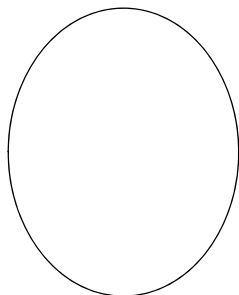
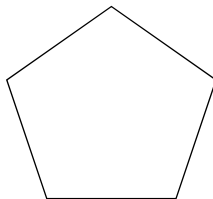
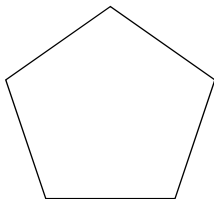

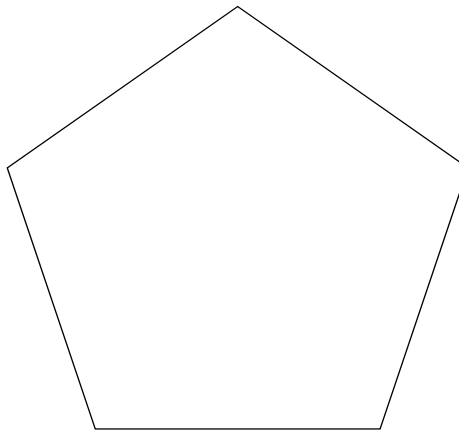
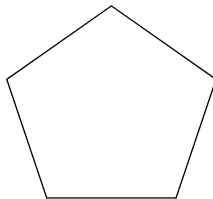
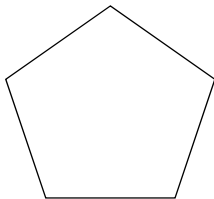



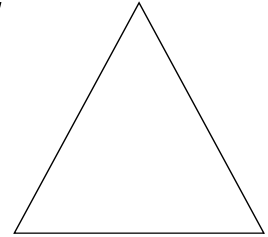
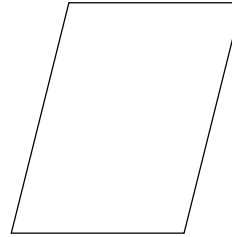
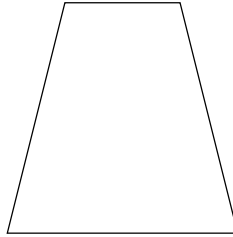


7 tens + 3 ones = _____





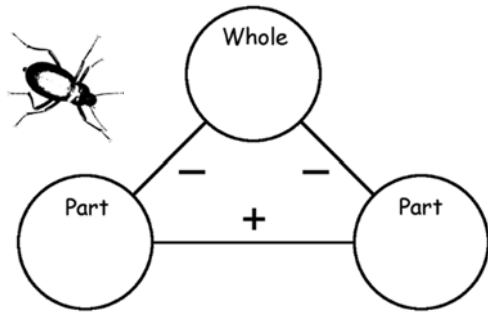
2D Shapes

Color and cut out the shapes to make a picture. Name each shape.

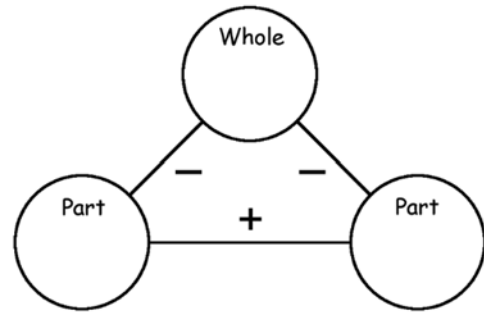


Fact Families I

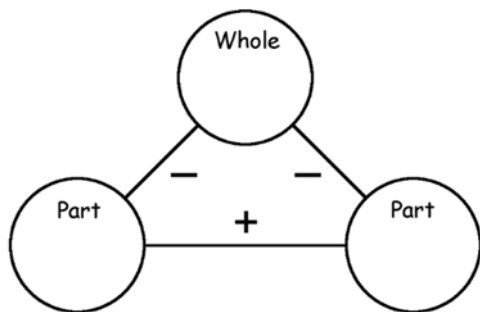
From **Day 61** to **Day 80**, use these worksheets to fill in fact families and facts.



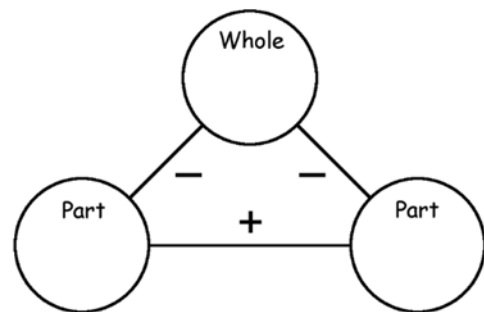
$$\begin{array}{rcl} \underline{\hspace{1cm}} & + & \underline{\hspace{1cm}} = \underline{\hspace{1cm}} \\ \underline{\hspace{1cm}} & + & \underline{\hspace{1cm}} = \underline{\hspace{1cm}} \\ \underline{\hspace{1cm}} & - & \underline{\hspace{1cm}} = \underline{\hspace{1cm}} \\ \underline{\hspace{1cm}} & - & \underline{\hspace{1cm}} = \underline{\hspace{1cm}} \end{array}$$



$$\begin{array}{rcl} \underline{\hspace{1cm}} & + & \underline{\hspace{1cm}} = \underline{\hspace{1cm}} \\ \underline{\hspace{1cm}} & + & \underline{\hspace{1cm}} = \underline{\hspace{1cm}} \\ \underline{\hspace{1cm}} & - & \underline{\hspace{1cm}} = \underline{\hspace{1cm}} \\ \underline{\hspace{1cm}} & - & \underline{\hspace{1cm}} = \underline{\hspace{1cm}} \end{array}$$



$$\begin{array}{rcl} \underline{\hspace{1cm}} & + & \underline{\hspace{1cm}} = \underline{\hspace{1cm}} \\ \underline{\hspace{1cm}} & + & \underline{\hspace{1cm}} = \underline{\hspace{1cm}} \\ \underline{\hspace{1cm}} & - & \underline{\hspace{1cm}} = \underline{\hspace{1cm}} \\ \underline{\hspace{1cm}} & - & \underline{\hspace{1cm}} = \underline{\hspace{1cm}} \end{array}$$

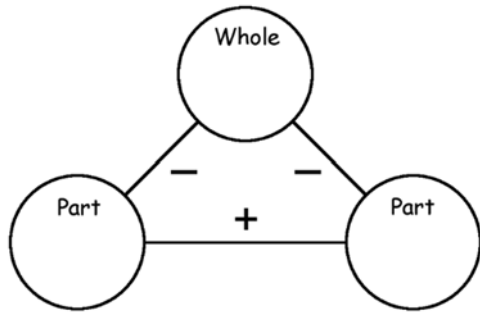


$$\begin{array}{rcl} \underline{\hspace{1cm}} & + & \underline{\hspace{1cm}} = \underline{\hspace{1cm}} \\ \underline{\hspace{1cm}} & + & \underline{\hspace{1cm}} = \underline{\hspace{1cm}} \\ \underline{\hspace{1cm}} & - & \underline{\hspace{1cm}} = \underline{\hspace{1cm}} \\ \underline{\hspace{1cm}} & - & \underline{\hspace{1cm}} = \underline{\hspace{1cm}} \end{array}$$

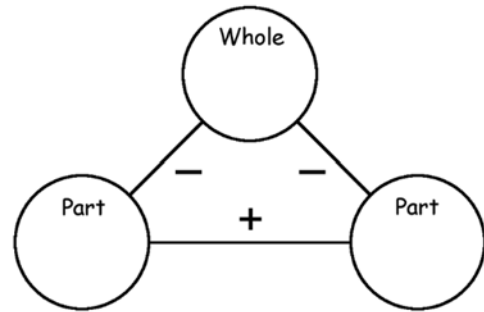


Fact Families II

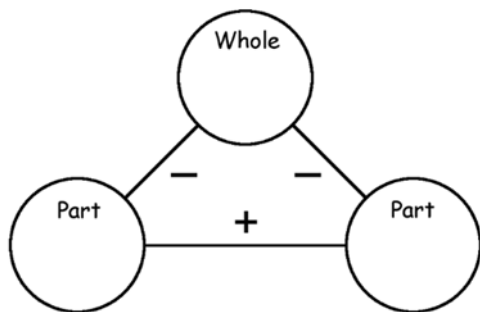
From **Day 61** to **Day 80**, use these worksheets to fill in fact families.



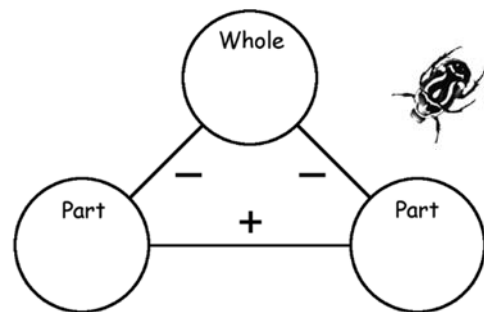
$$\begin{array}{rcl} \underline{\hspace{1cm}} & + & \underline{\hspace{1cm}} = \underline{\hspace{1cm}} \\ \underline{\hspace{1cm}} & + & \underline{\hspace{1cm}} = \underline{\hspace{1cm}} \\ \underline{\hspace{1cm}} & - & \underline{\hspace{1cm}} = \underline{\hspace{1cm}} \\ \underline{\hspace{1cm}} & - & \underline{\hspace{1cm}} = \underline{\hspace{1cm}} \end{array}$$



$$\begin{array}{rcl} \underline{\hspace{1cm}} & + & \underline{\hspace{1cm}} = \underline{\hspace{1cm}} \\ \underline{\hspace{1cm}} & + & \underline{\hspace{1cm}} = \underline{\hspace{1cm}} \\ \underline{\hspace{1cm}} & - & \underline{\hspace{1cm}} = \underline{\hspace{1cm}} \\ \underline{\hspace{1cm}} & - & \underline{\hspace{1cm}} = \underline{\hspace{1cm}} \end{array}$$



$$\begin{array}{rcl} \underline{\hspace{1cm}} & + & \underline{\hspace{1cm}} = \underline{\hspace{1cm}} \\ \underline{\hspace{1cm}} & + & \underline{\hspace{1cm}} = \underline{\hspace{1cm}} \\ \underline{\hspace{1cm}} & - & \underline{\hspace{1cm}} = \underline{\hspace{1cm}} \\ \underline{\hspace{1cm}} & - & \underline{\hspace{1cm}} = \underline{\hspace{1cm}} \end{array}$$

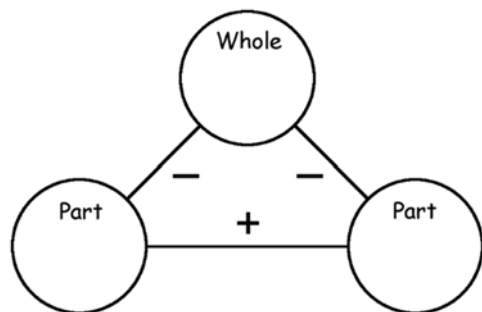


$$\begin{array}{rcl} \underline{\hspace{1cm}} & + & \underline{\hspace{1cm}} = \underline{\hspace{1cm}} \\ \underline{\hspace{1cm}} & + & \underline{\hspace{1cm}} = \underline{\hspace{1cm}} \\ \underline{\hspace{1cm}} & - & \underline{\hspace{1cm}} = \underline{\hspace{1cm}} \\ \underline{\hspace{1cm}} & - & \underline{\hspace{1cm}} = \underline{\hspace{1cm}} \end{array}$$

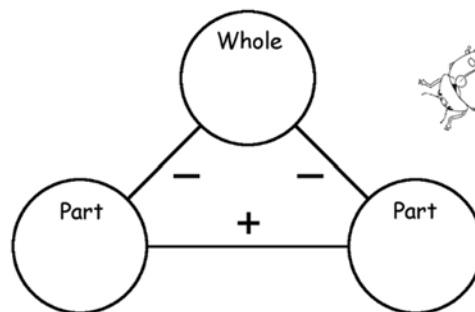


Fact Families III

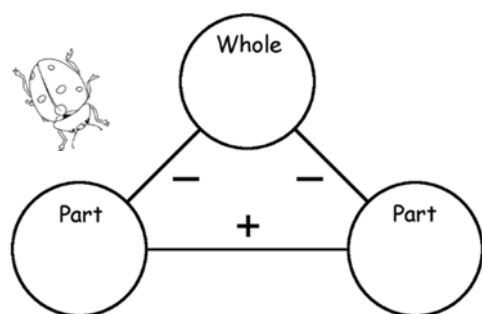
From **Day 61** to **Day 80**, use these worksheets to fill in fact families.



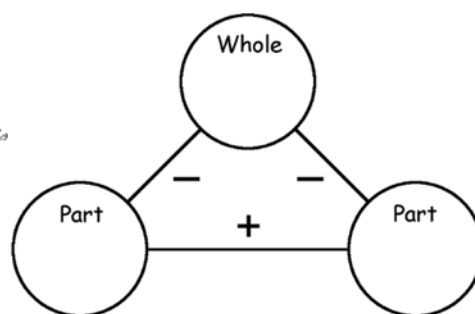
$$\begin{array}{rcl} \underline{\hspace{1cm}} & + & \underline{\hspace{1cm}} = \underline{\hspace{1cm}} \\ \underline{\hspace{1cm}} & + & \underline{\hspace{1cm}} = \underline{\hspace{1cm}} \\ \underline{\hspace{1cm}} & - & \underline{\hspace{1cm}} = \underline{\hspace{1cm}} \\ \underline{\hspace{1cm}} & - & \underline{\hspace{1cm}} = \underline{\hspace{1cm}} \end{array}$$



$$\begin{array}{rcl} \underline{\hspace{1cm}} & + & \underline{\hspace{1cm}} = \underline{\hspace{1cm}} \\ \underline{\hspace{1cm}} & + & \underline{\hspace{1cm}} = \underline{\hspace{1cm}} \\ \underline{\hspace{1cm}} & - & \underline{\hspace{1cm}} = \underline{\hspace{1cm}} \\ \underline{\hspace{1cm}} & - & \underline{\hspace{1cm}} = \underline{\hspace{1cm}} \end{array}$$



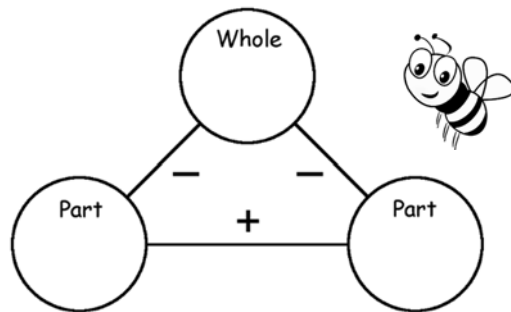
$$\begin{array}{rcl} \underline{\hspace{1cm}} & + & \underline{\hspace{1cm}} = \underline{\hspace{1cm}} \\ \underline{\hspace{1cm}} & + & \underline{\hspace{1cm}} = \underline{\hspace{1cm}} \\ \underline{\hspace{1cm}} & - & \underline{\hspace{1cm}} = \underline{\hspace{1cm}} \\ \underline{\hspace{1cm}} & - & \underline{\hspace{1cm}} = \underline{\hspace{1cm}} \end{array}$$



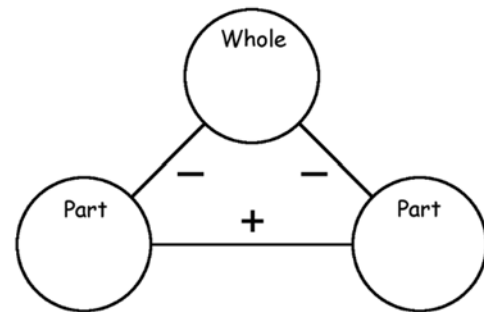
$$\begin{array}{rcl} \underline{\hspace{1cm}} & + & \underline{\hspace{1cm}} = \underline{\hspace{1cm}} \\ \underline{\hspace{1cm}} & + & \underline{\hspace{1cm}} = \underline{\hspace{1cm}} \\ \underline{\hspace{1cm}} & - & \underline{\hspace{1cm}} = \underline{\hspace{1cm}} \\ \underline{\hspace{1cm}} & - & \underline{\hspace{1cm}} = \underline{\hspace{1cm}} \end{array}$$

Fact Families IV

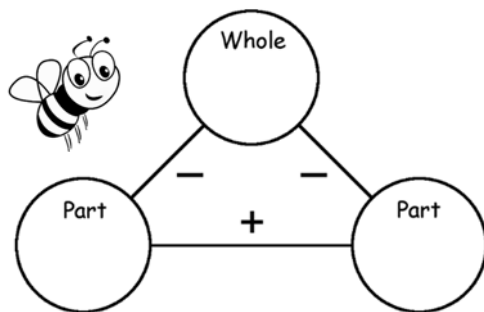
From **Day 61** to **Day 80**, use these worksheets to fill in fact families.



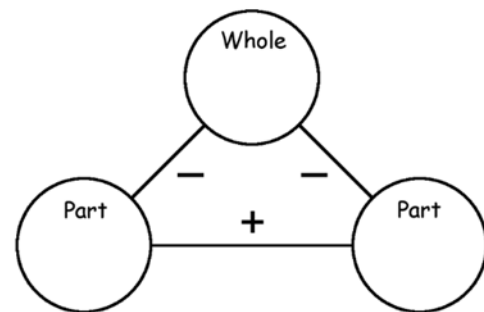
$$\begin{array}{rcl} \underline{\hspace{1cm}} & + & \underline{\hspace{1cm}} = \underline{\hspace{1cm}} \\ \underline{\hspace{1cm}} & + & \underline{\hspace{1cm}} = \underline{\hspace{1cm}} \\ \underline{\hspace{1cm}} & - & \underline{\hspace{1cm}} = \underline{\hspace{1cm}} \\ \underline{\hspace{1cm}} & - & \underline{\hspace{1cm}} = \underline{\hspace{1cm}} \end{array}$$



$$\begin{array}{rcl} \underline{\hspace{1cm}} & + & \underline{\hspace{1cm}} = \underline{\hspace{1cm}} \\ \underline{\hspace{1cm}} & + & \underline{\hspace{1cm}} = \underline{\hspace{1cm}} \\ \underline{\hspace{1cm}} & - & \underline{\hspace{1cm}} = \underline{\hspace{1cm}} \\ \underline{\hspace{1cm}} & - & \underline{\hspace{1cm}} = \underline{\hspace{1cm}} \end{array}$$



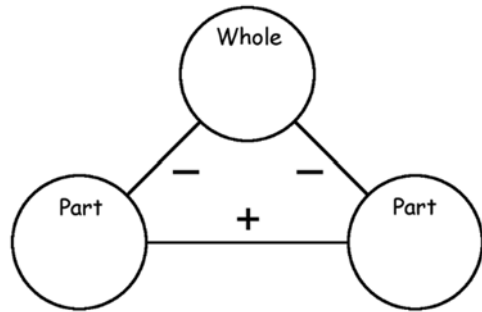
$$\begin{array}{rcl} \underline{\hspace{1cm}} & + & \underline{\hspace{1cm}} = \underline{\hspace{1cm}} \\ \underline{\hspace{1cm}} & + & \underline{\hspace{1cm}} = \underline{\hspace{1cm}} \\ \underline{\hspace{1cm}} & - & \underline{\hspace{1cm}} = \underline{\hspace{1cm}} \\ \underline{\hspace{1cm}} & - & \underline{\hspace{1cm}} = \underline{\hspace{1cm}} \end{array}$$



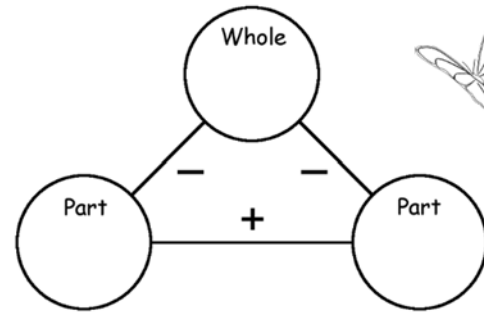
$$\begin{array}{rcl} \underline{\hspace{1cm}} & + & \underline{\hspace{1cm}} = \underline{\hspace{1cm}} \\ \underline{\hspace{1cm}} & + & \underline{\hspace{1cm}} = \underline{\hspace{1cm}} \\ \underline{\hspace{1cm}} & - & \underline{\hspace{1cm}} = \underline{\hspace{1cm}} \\ \underline{\hspace{1cm}} & - & \underline{\hspace{1cm}} = \underline{\hspace{1cm}} \end{array}$$

Fact Families V

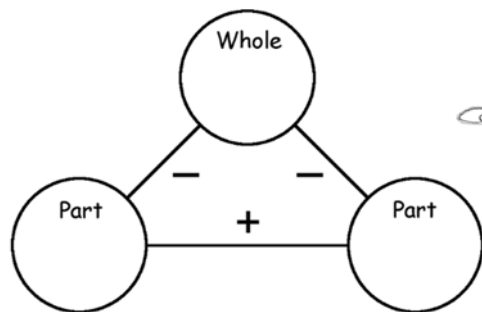
From **Day 61** to **Day 80**, use these worksheets to fill in fact families.



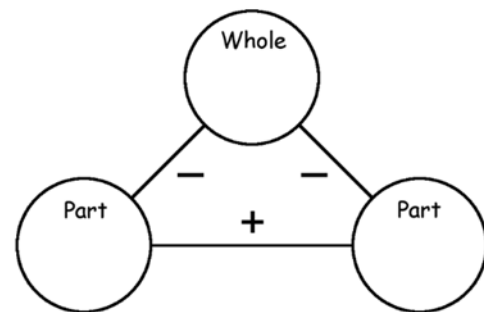
$$\begin{array}{rcl} \underline{\quad} & + & \underline{\quad} = \underline{\quad} \\ \underline{\quad} & + & \underline{\quad} = \underline{\quad} \\ \underline{\quad} & - & \underline{\quad} = \underline{\quad} \\ \underline{\quad} & - & \underline{\quad} = \underline{\quad} \end{array}$$



$$\begin{array}{rcl} \underline{\quad} & + & \underline{\quad} = \underline{\quad} \\ \underline{\quad} & + & \underline{\quad} = \underline{\quad} \\ \underline{\quad} & - & \underline{\quad} = \underline{\quad} \\ \underline{\quad} & - & \underline{\quad} = \underline{\quad} \end{array}$$



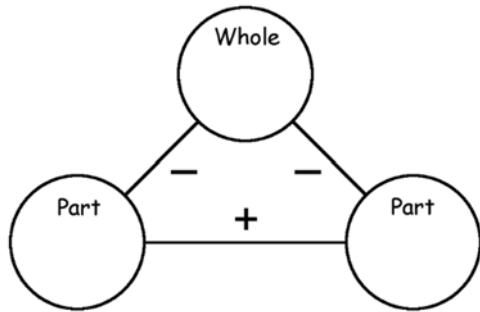
$$\begin{array}{rcl} \underline{\quad} & + & \underline{\quad} = \underline{\quad} \\ \underline{\quad} & + & \underline{\quad} = \underline{\quad} \\ \underline{\quad} & - & \underline{\quad} = \underline{\quad} \\ \underline{\quad} & - & \underline{\quad} = \underline{\quad} \end{array}$$



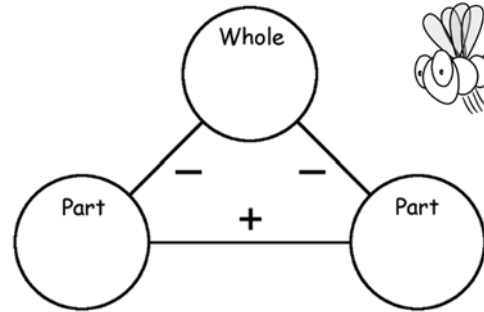
$$\begin{array}{rcl} \underline{\quad} & + & \underline{\quad} = \underline{\quad} \\ \underline{\quad} & + & \underline{\quad} = \underline{\quad} \\ \underline{\quad} & - & \underline{\quad} = \underline{\quad} \\ \underline{\quad} & - & \underline{\quad} = \underline{\quad} \end{array}$$

Fact Families VI

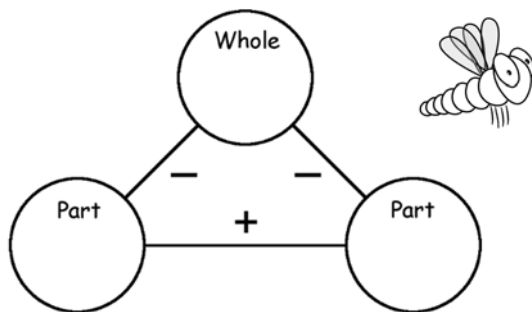

From **Day 61** to **Day 80**, use these worksheets to fill in fact families.



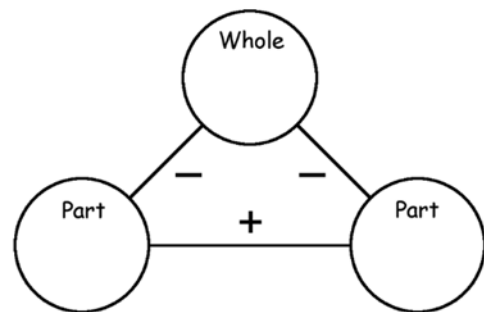
$$\begin{array}{rcl} \underline{\quad} & + & \underline{\quad} = \underline{\quad} \\ \underline{\quad} & + & \underline{\quad} = \underline{\quad} \\ \underline{\quad} & - & \underline{\quad} = \underline{\quad} \\ \underline{\quad} & - & \underline{\quad} = \underline{\quad} \end{array}$$



$$\begin{array}{rcl} \underline{\quad} & + & \underline{\quad} = \underline{\quad} \\ \underline{\quad} & + & \underline{\quad} = \underline{\quad} \\ \underline{\quad} & - & \underline{\quad} = \underline{\quad} \\ \underline{\quad} & - & \underline{\quad} = \underline{\quad} \end{array}$$



$$\begin{array}{rcl} \underline{\quad} & + & \underline{\quad} = \underline{\quad} \\ \underline{\quad} & + & \underline{\quad} = \underline{\quad} \\ \underline{\quad} & - & \underline{\quad} = \underline{\quad} \\ \underline{\quad} & - & \underline{\quad} = \underline{\quad} \end{array}$$

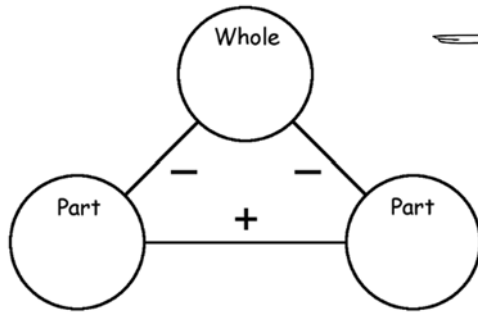


$$\begin{array}{rcl} \underline{\quad} & + & \underline{\quad} = \underline{\quad} \\ \underline{\quad} & + & \underline{\quad} = \underline{\quad} \\ \underline{\quad} & - & \underline{\quad} = \underline{\quad} \\ \underline{\quad} & - & \underline{\quad} = \underline{\quad} \end{array}$$

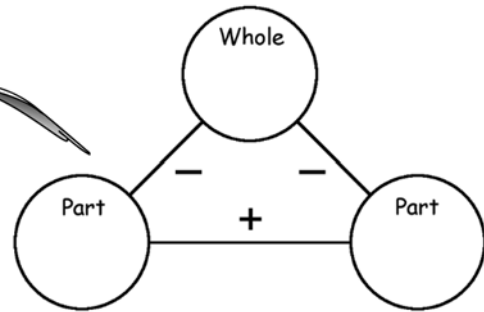


Fact Families VII


From **Day 61** to **Day 80**, use these worksheets to fill in fact families.



_____	+	_____	=	_____
_____	+	_____	=	_____
_____	-	_____	=	_____
_____	-	_____	=	_____



_____	+	_____	=	_____
_____	+	_____	=	_____
_____	-	_____	=	_____
_____	-	_____	=	_____





Subtraction Matching

Connect the problems to their correct answers.



$8 - 4$

$7 - 5$

$11 - 5$

$6 - 3$

$10 - 5$



$10 - 4$

$8 - 5$

$9 - 4$

$8 - 6$

$7 - 3$



$8 - 3$

$6 - 4$

$5 - 2$

$9 - 3$


$10 - 6$







Subtraction Puzzles


Solve the subtraction problems. Use your **Fact Families** pages for help.

10	→ - 4 →	
↓ - 6 ↓		↓ - 4 ↓
	→ - 2 →	


15	→ - 9 →	
↓ - 6 ↓		↓ - 3 ↓
	→ - 6 →	




14	→ - 6 →	
↓ - 8 ↓		↓ - 4 ↓
	→ - 2 →	

11	→ - 4 →	
↓ - 6 ↓		↓ - 4 ↓
	→ - 2 →	



13	→ - 6 →	
↓ - 7 ↓		↓ - 5 ↓
	→ - 4 →	

9	→ - 4 →	
↓ - 2 ↓		↓ - 1 ↓
	→ - 3 →	

Subtraction Crossword


Fill in the blanks. Use your **Fact Families** pages for help.

16	-	9	=		14	-	8	=	
		-		-	-				-
13		9	-	2	=		11		2
-		=		=		=	-		=
5	-		=			-		=	
=							=		
	-	2	=		15	-		=	
				-					
18		11	-	4	=		8		10
-				=		-	-		-
	-	7	=		4	-	2	=	
=					=		=		=
		10	-		=				



3D Shapes I

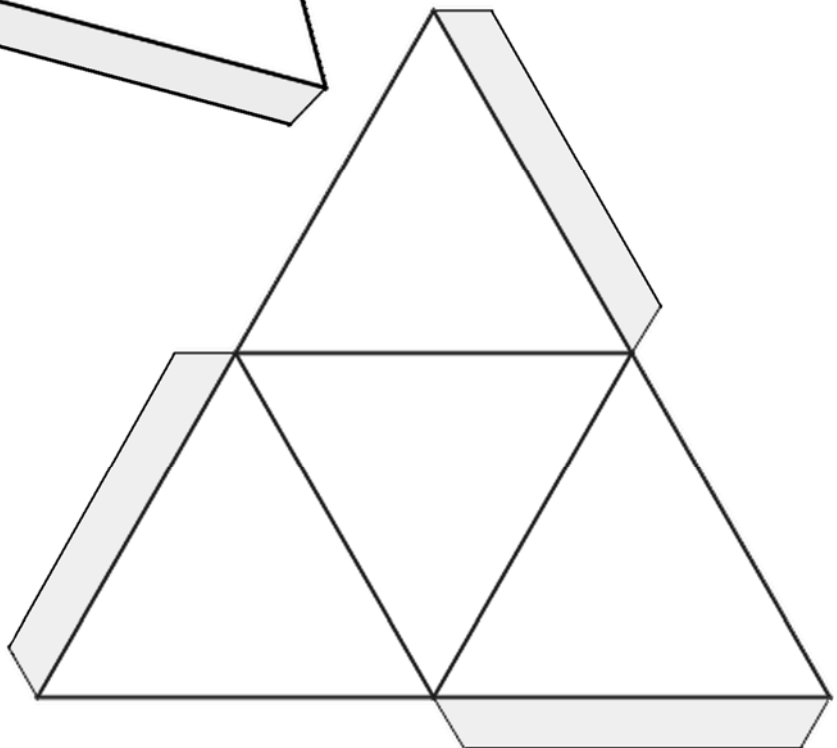
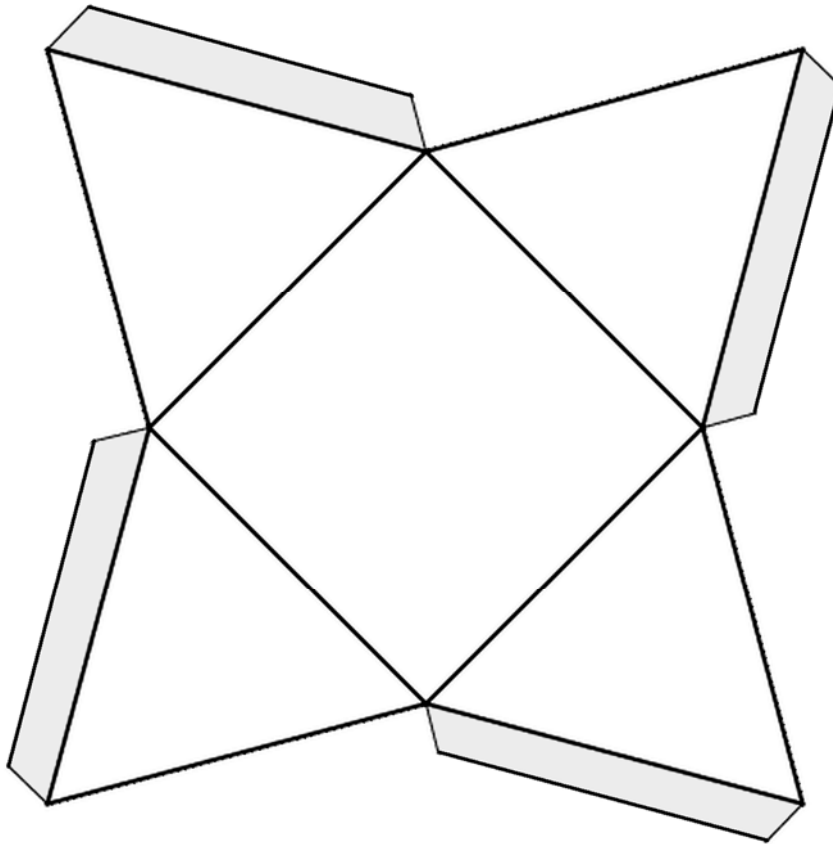
Cut, fold and glue the edges to make a cube. Check the next page for more!





3D Shapes II

Cut, fold and glue the edges to make a pyramid and a tetrahedron.





Counting Coins

Use this hundreds chart to help you count coins.

1	2	3	4	5	6	7	8	9	10
11	12	13	14	15	16	17	18	19	20
21	22	23	24	25	26	27	28	29	30
31	32	33	34	35	36	37	38	39	40
41	42	43	44	45	46	47	48	49	50
51	52	53	54	55	56	57	58	59	60
61	62	63	64	65	66	67	68	69	70
71	72	73	74	75	76	77	78	79	80
81	82	83	84	85	86	87	88	89	90
91	92	93	94	95	96	97	98	99	100

- A.** Count 2 dimes and 3 pennies. How much money do you have? ¢

- B.** Count 3 dimes and 3 nickels. How much money do you have? ¢

- C.** Count 1 dime, 3 nickels, and 2 pennies. How much money do you have? ¢

- D.** Count 2 dimes, 3 nickels, and 4 pennies. How much money do you have? ¢



Counting My Coins

Use this worksheet to practice counting your coins.

How Many I Have

What They Are Worth





Money Word Problems

Read each story problem. Write the answer.

Henry has 4 pennies in one hand and 3 dimes in the other hand. How much money does he have in all?

_____ ¢

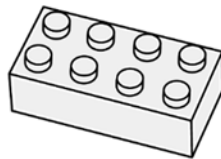
Claire has 2 nickels. She finds 3 more nickels. How much money does she have in all?

_____ ¢

Derek has 1 nickel. Mia has 7 pennies. How much money do they have altogether?

_____ ¢

Anne has 3 dimes. Paul has 5 pennies. Who has more money?



Jacob bought a pear for 2 quarters and a candy for 8 pennies. How much money did Jacob spend in all?

_____ ¢

Orson had 20¢ until he spent 5 pennies on a LEGO block. How much money does Orson have now?

_____ ¢

Owen had 42¢ until he spent 2 dimes on an ice cream cone. How much money does Owen have now?

_____ ¢

Grace had 50¢ until she spent 1 quarter on glue. How much money does Grace have now?

_____ ¢



Money Word Problems

Read each story problem. Write the answer.




What is the total of 25¢ and 40¢? _____ ¢

What is 64¢ less 30¢? _____ ¢

Angela collects nickels and has 35¢ worth.
How many nickels does Angela have? _____

Larry has 2 quarters and 4 dimes.
How much does he need to make a dollar? _____ ¢



Mary had 65¢ but lost 20¢.
How much does she have left? _____ ¢

Paul has 4 coins that add up to 17¢.
Which coins does Paul have?

_____ ¢ _____ ¢ _____ ¢ _____ ¢

80¢ is shared equally by four children.
How much money does each child get? _____ ¢

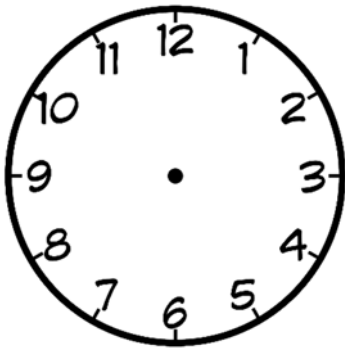
How much money is four groups of coins with
1 dime and 2 nickels in each group? _____ ¢

5 nickels and 3 pennies are shared equally by two
children. How much money does each child get? _____ ¢




Telling Time: To the 5 Minutes


Draw the hands on each clock face to show the time.



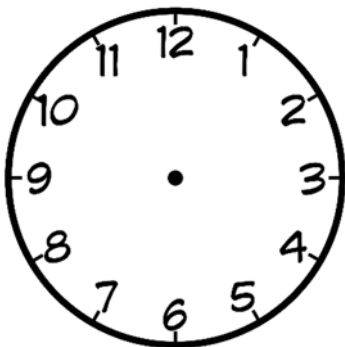

8:05



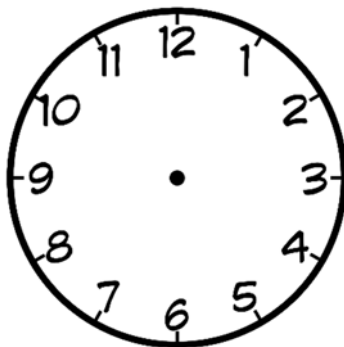
6:15



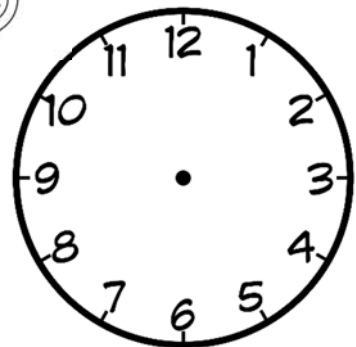
4:35



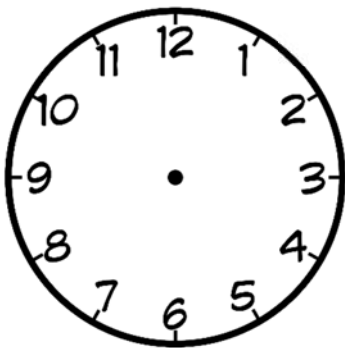

2:40




3:25



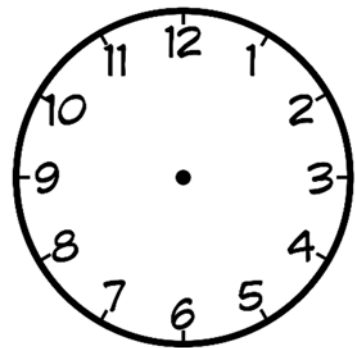
5:45




7:50



1:20



9:10





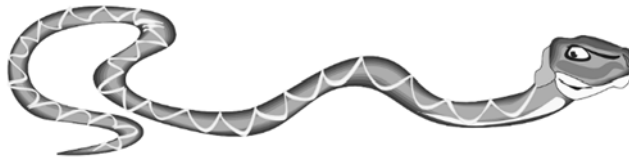
Time Passages: To the Hour

Write the time under the clock on the left. Read the word problem and write the new time and then draw the time on the blank clock.



:

In 2 hours
the time will be



:



:

3 hours ago
the time was



:



:

In 6 hours
the time will be




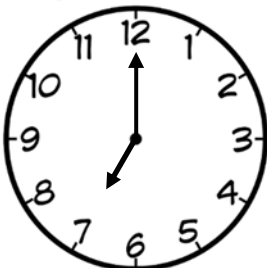



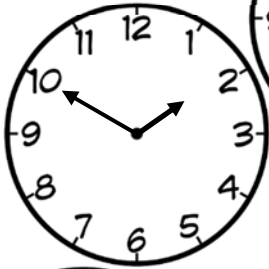
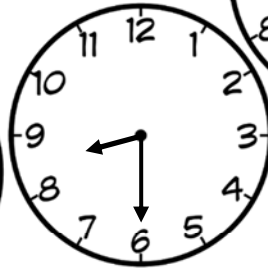

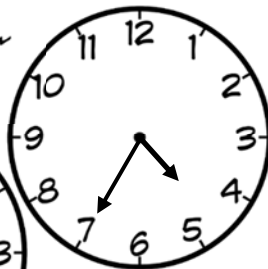



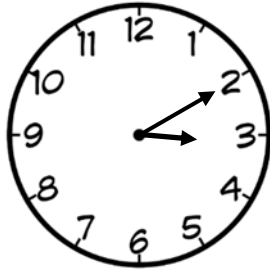
:

Telling Time: 5 Minutes Later

Sit down with someone who can tell time. Read the time on each clock. Say what time it is going to be in five minutes.



START!



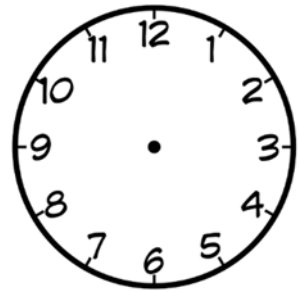
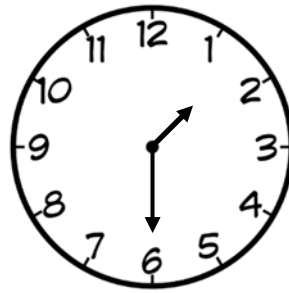
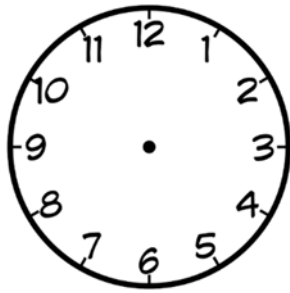

END!

To play it as a game: Take turns. The player rolls the dice and moves forward to land on a clock. The player reads the time and tells what the time will be in five minutes. If the player is incorrect, move back two places. Play continues until all players have reached the end.




Time Passages: To the Half Hour

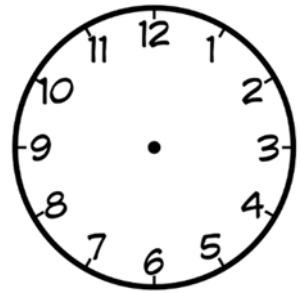
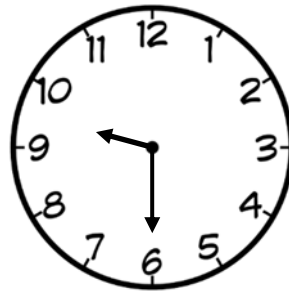
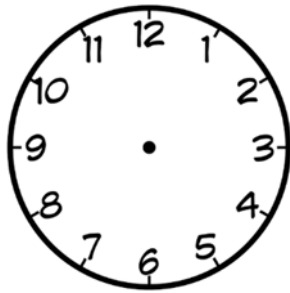

Draw the clock hands to show the passage of time.




What time will it be
in 4 hours 0 minutes?



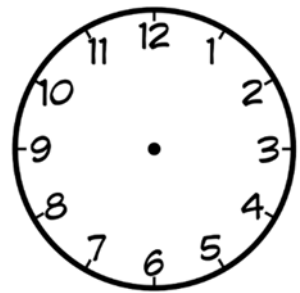
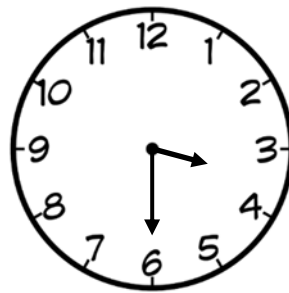


What time will it be
in 8 hours 0 minutes?




What time will it be
in 2 hours 30 minutes?



What time will it be
in 3 hours 30 minutes?



What time will it be
in 3 hours 30 minutes?



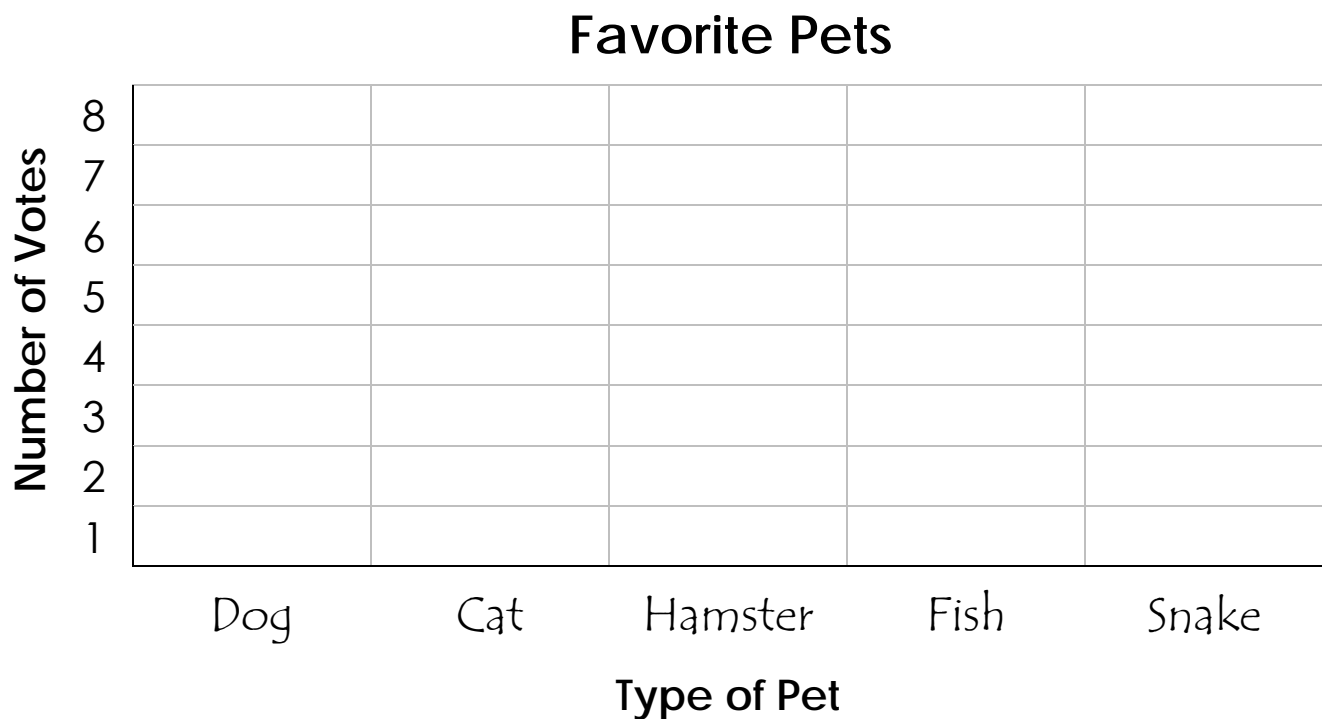
What time will it be
in 5 hours 0 minutes?



Favorite Pets Bar Graph

Kim asked her friends to vote for their favorite pets. The tally chart shows their answers. Make a bar graph to represent the data from the tally chart.

Dog	Cat	Hamster	Fish	Snake
	I		I	



- Which pet received the most number of votes? _____
- Which pet received the least number of votes? _____
- How many friends voted for snake? _____
- How many friends voted altogether? _____
- How many more votes did dog receive than fish? _____

Name _____

My Bar Graph

Use this worksheet to make your own bar graph.

Title ➡

--

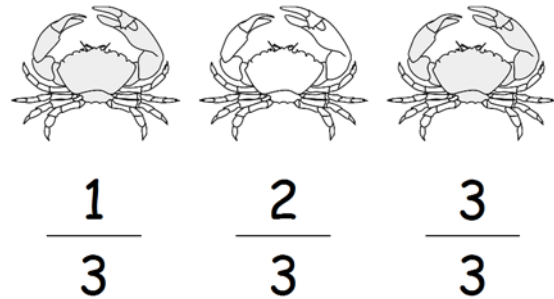


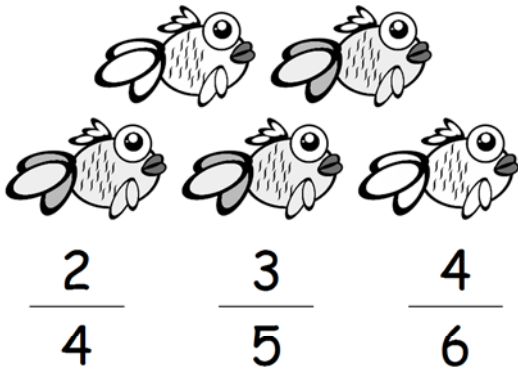


Label 



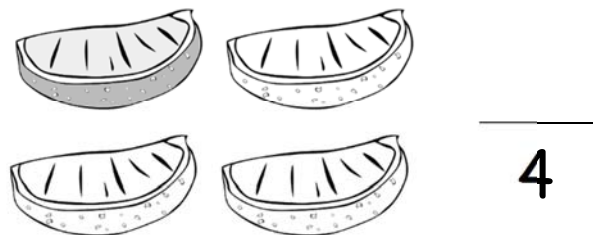



Fractions of a Group

A. Circle the fraction that represents the shaded part of each group.



B. Write the fraction that represents the shaded part of each group.

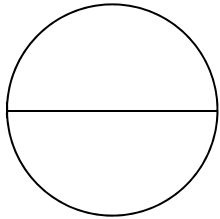




Fractions in Words

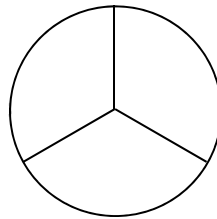
Color in each shape to match the fraction in word form. Then write the fraction in number form to represent the colored part.

One half




$\frac{1}{2}$


One third



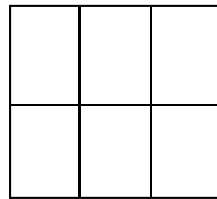
One fourth



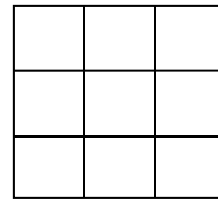
Two thirds



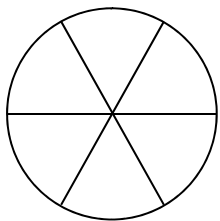
Three sixths



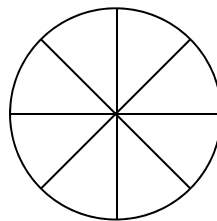
Five ninths



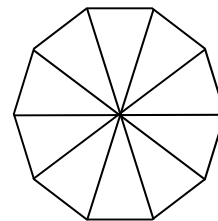
Two sixths



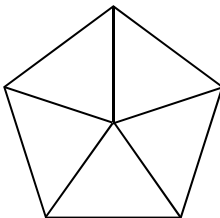
Three eighths



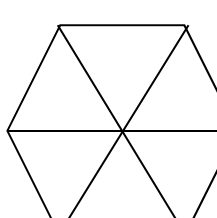
Six tenths



Three fifths



Four sixths



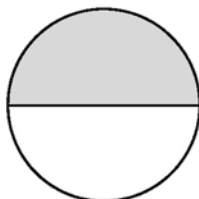




Fractions in Words

Match each picture with the fraction in number form and in word form.

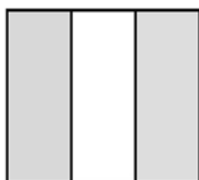
$$\frac{2}{3}$$



three eighths

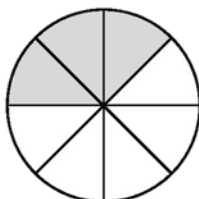


$$\frac{1}{2}$$



two fourths

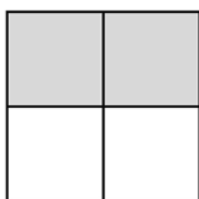
$$\frac{2}{4}$$



one half

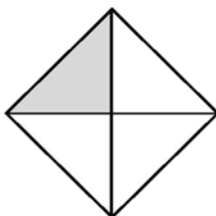


$$\frac{3}{5}$$



three fifths

$$\frac{3}{8}$$



two thirds

$$\frac{1}{4}$$



one fourth



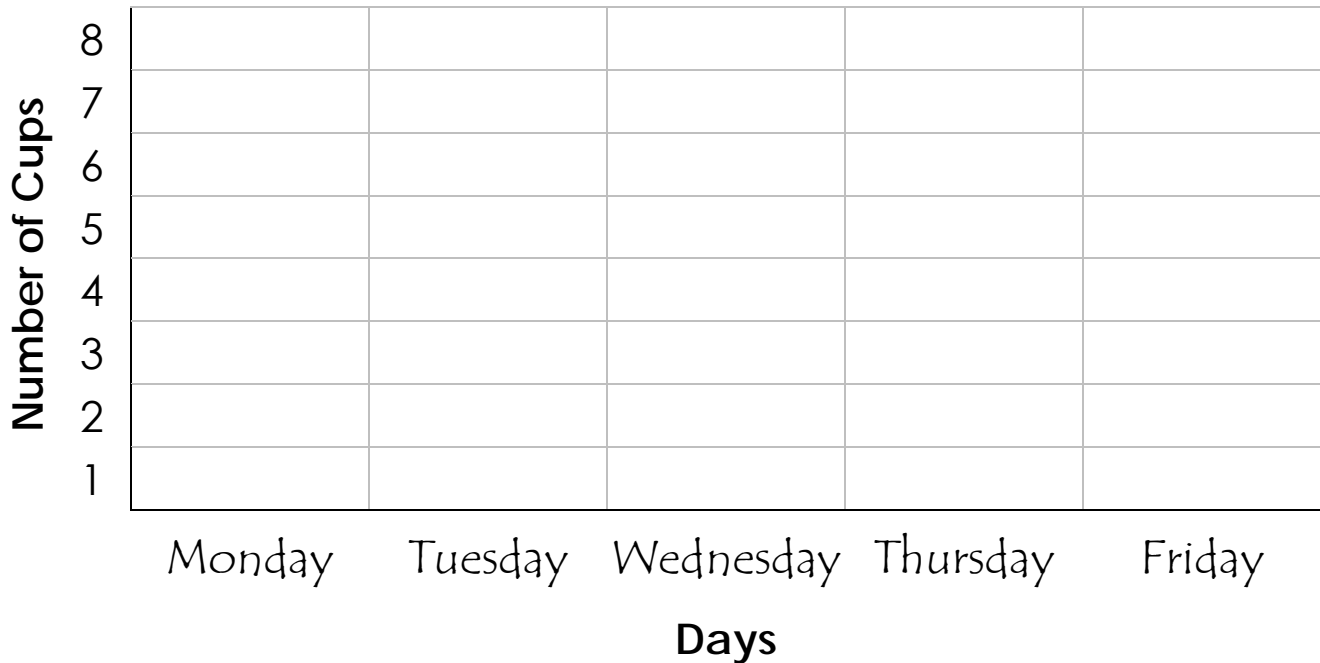


Lemonade Bar Graph

Kyle had a lemonade stand. The tally chart shows how many cups of lemonade he sold each day. Make a bar graph to represent the data from the tally chart.

Monday	Tuesday	Wednesday	Thursday	Friday

Lemonade Sales



- On which day did Kyle sell the most cups? _____
- On which day did Kyle sell the fewest cups? _____
- How many cups did Kyle sell on Tuesday and Friday? _____
- How many cups did Kyle sell altogether? _____
- Kyle sold _____ more cups on Monday than on Wednesday.
- Kyle sold the same number of cups on _____ and _____.



Let's Review!

A. Solve the subtraction problems.

$$15 - 8 = \underline{\hspace{2cm}}$$



$$60 - 20 = \underline{\hspace{2cm}}$$

$$17 - 9 = \underline{\hspace{2cm}}$$



$$90 - 30 = \underline{\hspace{2cm}}$$

B. Fill in the missing number. Use your 100s chart (Day 92) if you need help.

16				39				
26	27			48		81	82	
		38		57	58			84
							92	93

C. Read each question and fill in the blank.

✓ Is 57 closer to 50 or 60? _____

✓ November is the 11th month. March is the _____ month.

✓ Ella has thirteen stickers. Thomas has five stickers. Ella has _____ more stickers than Thomas.

D. Write the number that is ten less than:

_____ is ten less than 17

_____ is ten less than 30

_____ is ten less than 87

E. Write the sum or difference:

$$6 + 8 = \underline{\hspace{2cm}}$$

$$9 + 4 = \underline{\hspace{2cm}}$$

$$13 - 7 = \underline{\hspace{2cm}}$$



Let's Review!

A. Read each problem. Which and how many coins does each person have?

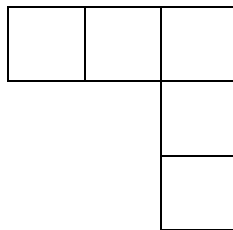



	25¢	10¢	5¢	1¢
Richard has three coins. The total amount is 12¢.				
Cooper has four coins. The total amount is 25¢.				
Gary has five coins. The total amount is 37¢.				

B. Draw the next set of hearts to complete the pattern.



C. Draw the next set of blocks to complete the pattern.



D. Read the story problem. What do you think?

There are goats, chickens, pigs, and dogs in the farmyard. You go out and count 22 legs. Which animals might you see?

Tens and Ones

A. Separate tens and ones to complete each addition sentence.

$$12 = \underline{10} + \underline{\quad}$$

$$17 = \underline{\quad} + \underline{7}$$

$$24 = \underline{20} + \underline{\quad}$$

$$29 = \underline{\quad} + \underline{9}$$

$$37 = \underline{\quad} + \underline{\quad}$$

$$46 = \underline{\quad} + \underline{\quad}$$

$$53 = \underline{\quad} + \underline{\quad}$$

$$61 = \underline{\quad} + \underline{\quad}$$



B. Combine tens and ones to complete each addition sentence.

$$20 + 4 = \underline{\quad}$$

$$40 + 6 = \underline{\quad}$$

$$80 + 7 = \underline{\quad}$$

$$30 + 2 = \underline{\quad}$$

$$60 + 5 = \underline{\quad}$$

$$50 + 1 = \underline{\quad}$$

$$70 + 3 = \underline{\quad}$$



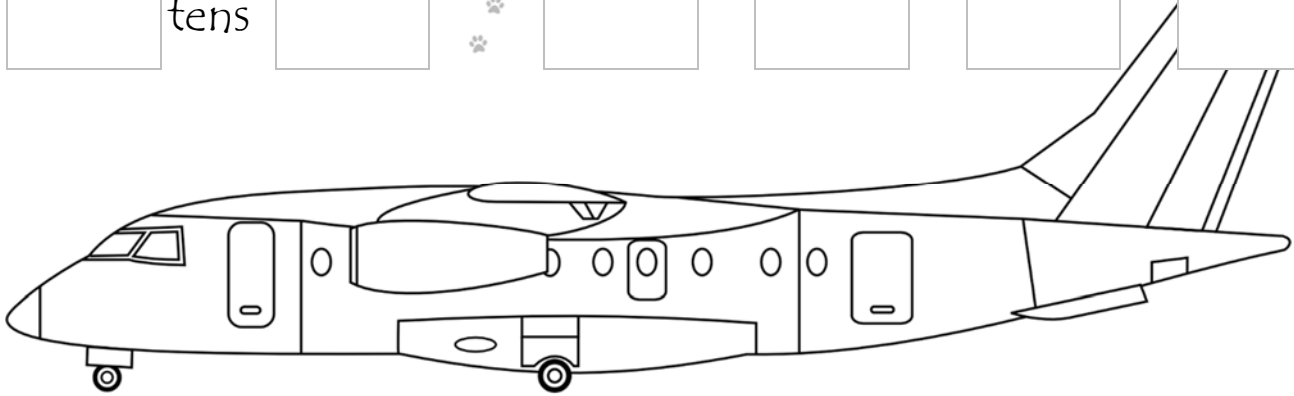


Adding and Subtracting Tens

Solve the addition and subtraction problems.

3 tens	30	40	20	40	50
+ 5 tens	+ 50	+ 20	+ 30	+ 40	+ 20
<div style="border: 1px solid black; padding: 2px;">8</div> tens	<div style="border: 1px solid black; padding: 2px;">80</div>	<div style="border: 1px solid black; width: 50px; height: 30px;"></div>	<div style="border: 1px solid black; width: 50px; height: 30px;"></div>	<div style="border: 1px solid black; width: 50px; height: 30px;"></div>	<div style="border: 1px solid black; width: 50px; height: 30px;"></div>

3 tens	30	40	30	20	30
+ 4 tens	+ 40	+ 50	+ 30	+ 60	+ 20
<div style="border: 1px solid black; width: 50px; height: 30px;"></div> tens	<div style="border: 1px solid black; width: 50px; height: 30px;"></div>	<div style="border: 1px solid black; width: 50px; height: 30px;"></div>	<div style="border: 1px solid black; width: 50px; height: 30px;"></div>	<div style="border: 1px solid black; width: 50px; height: 30px;"></div>	<div style="border: 1px solid black; width: 50px; height: 30px;"></div>

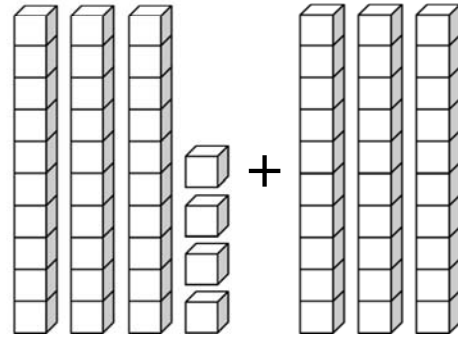
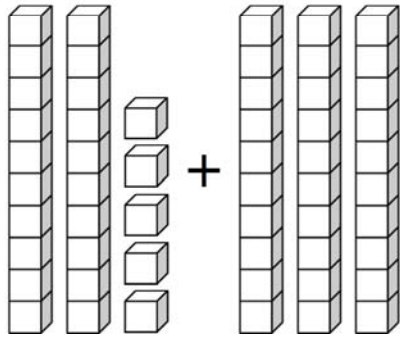


8 tens	80	70	90	60	80
- 4 tens	- 40	- 40	- 40	- 30	- 50
<div style="border: 1px solid black; padding: 2px;">4</div> tens	<div style="border: 1px solid black; padding: 2px;">40</div>	<div style="border: 1px solid black; width: 50px; height: 30px;"></div>	<div style="border: 1px solid black; width: 50px; height: 30px;"></div>	<div style="border: 1px solid black; width: 50px; height: 30px;"></div>	<div style="border: 1px solid black; width: 50px; height: 30px;"></div>

6 tens	60	90	70	80	90
- 4 tens	- 40	- 60	- 20	- 30	- 50
<div style="border: 1px solid black; width: 50px; height: 30px;"></div> tens	<div style="border: 1px solid black; width: 50px; height: 30px;"></div>	<div style="border: 1px solid black; width: 50px; height: 30px;"></div>	<div style="border: 1px solid black; width: 50px; height: 30px;"></div>	<div style="border: 1px solid black; width: 50px; height: 30px;"></div>	<div style="border: 1px solid black; width: 50px; height: 30px;"></div>

Adding Tens

A. Count the number of blocks. Fill in the blanks.



$$\underline{25} + \underline{30} = \underline{\quad\quad}$$

$$\underline{\quad\quad} + \underline{\quad\quad} = \underline{\quad\quad}$$

B. Solve the addition problems.



$$10 + 10 = \underline{\quad\quad}$$

$$20 + 10 = \underline{\quad\quad}$$

$$15 + 10 = \underline{\quad\quad}$$

$$35 + 10 = \underline{\quad\quad}$$

$$11 + 10 = \underline{\quad\quad}$$

$$22 + 10 = \underline{\quad\quad}$$

$$18 + 10 = \underline{\quad\quad}$$

$$29 + 10 = \underline{\quad\quad}$$

$$42 + 10 = \underline{\quad\quad}$$

$$37 + 10 = \underline{\quad\quad}$$

$$71 + 10 = \underline{\quad\quad}$$

$$66 + 10 = \underline{\quad\quad}$$

$$20 + 20 = \underline{\quad\quad}$$

$$40 + 20 = \underline{\quad\quad}$$

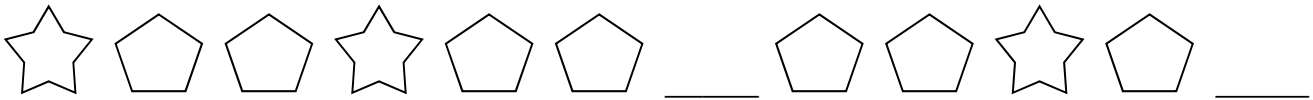
$$50 + 20 = \underline{\quad\quad}$$

$$50 + 30 = \underline{\quad\quad}$$



Let's Review!

A. Draw the missing shapes to complete the pattern.



B. Solve the addition problems. Fill in the blanks.

$$8 + \underline{\quad} = 10$$

$$3 + \underline{\quad} = 7$$

$$\underline{\quad} + 4 = 6$$

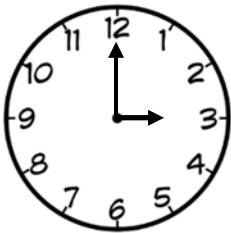
$$\underline{\quad} + 2 = 9$$



C. Write the words as numbers.

seven	four	ten	six	zero	three
_____	_____	_____	_____	_____	_____

D. Write the time.



:

E. Draw a shape.

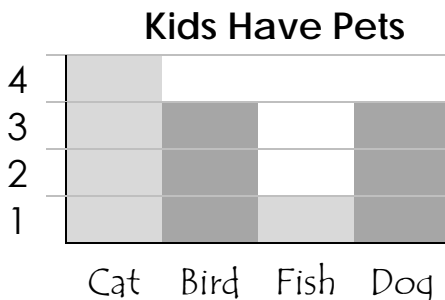


Hexagon

F. Solve the word problem.

Fifteen owls were sitting in a tree. Six flew away. How many were left?

G. Use the graph to answer the questions.



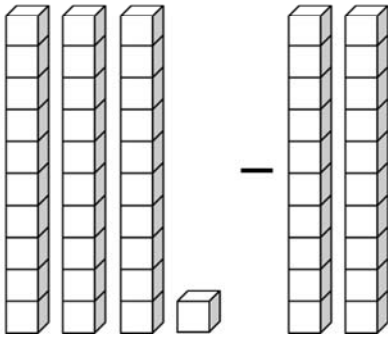
- How many animals are there in all?
- How many birds and dogs are there?
- How many more cats are there than fish?

a. _____ b. _____ c. _____

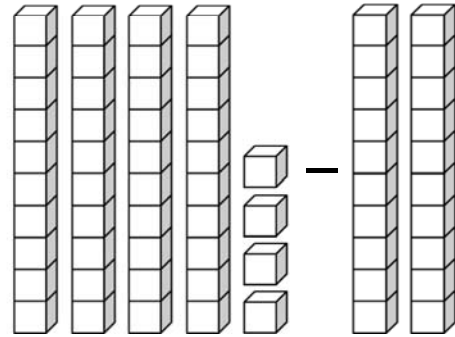


Subtracting Tens

A. Count the number of blocks. Fill in the blanks.



$$\underline{31} - \underline{20} = \underline{\quad}$$



$$\underline{\quad} - \underline{\quad} = \underline{\quad}$$

B. Solve the subtraction problems.



$$10 - 10 = \underline{\quad}$$

$$20 - 10 = \underline{\quad}$$

$$25 - 10 = \underline{\quad}$$

$$35 - 10 = \underline{\quad}$$

$$30 - 10 = \underline{\quad}$$

$$32 - 10 = \underline{\quad}$$

$$78 - 10 = \underline{\quad}$$



$$79 - 10 = \underline{\quad}$$

$$42 - 10 = \underline{\quad}$$

$$37 - 10 = \underline{\quad}$$

$$71 - 10 = \underline{\quad}$$



$$66 - 10 = \underline{\quad}$$

$$20 - 20 = \underline{\quad}$$



$$40 - 20 = \underline{\quad}$$

$$50 - 20 = \underline{\quad}$$

$$50 - 30 = \underline{\quad}$$

Adding Tens

Solve the addition problems.

$10 + 90 = \underline{\hspace{2cm}}$

$40 + 90 = \underline{\hspace{2cm}}$

$80 + 90 = \underline{\hspace{2cm}}$



$10 + 50 = \underline{\hspace{2cm}}$

$20 + 40 = \underline{\hspace{2cm}}$

$70 + 10 = \underline{\hspace{2cm}}$

$80 + 50 = \underline{\hspace{2cm}}$

$60 + 20 = \underline{\hspace{2cm}}$

$50 + 90 = \underline{\hspace{2cm}}$



$90 + 80 = \underline{\hspace{2cm}}$

$30 + 80 = \underline{\hspace{2cm}}$


$10 + 20 = \underline{\hspace{2cm}}$

$20 + 20 = \underline{\hspace{2cm}}$

$30 + 70 = \underline{\hspace{2cm}}$

$60 + 50 = \underline{\hspace{2cm}}$

$40 + 50 = \underline{\hspace{2cm}}$



Subtracting Tens

Solve the subtraction problems.

$100 - 10 = \underline{\hspace{2cm}}$

$120 - 30 = \underline{\hspace{2cm}}$

$130 - 40 = \underline{\hspace{2cm}}$

$130 - 80 = \underline{\hspace{2cm}}$

$150 - 80 = \underline{\hspace{2cm}}$



$150 - 90 = \underline{\hspace{2cm}}$

$80 - 60 = \underline{\hspace{2cm}}$

$170 - 90 = \underline{\hspace{2cm}}$

$140 - 70 = \underline{\hspace{2cm}}$

$160 - 80 = \underline{\hspace{2cm}}$

$170 - 90 = \underline{\hspace{2cm}}$



$110 - 70 = \underline{\hspace{2cm}}$

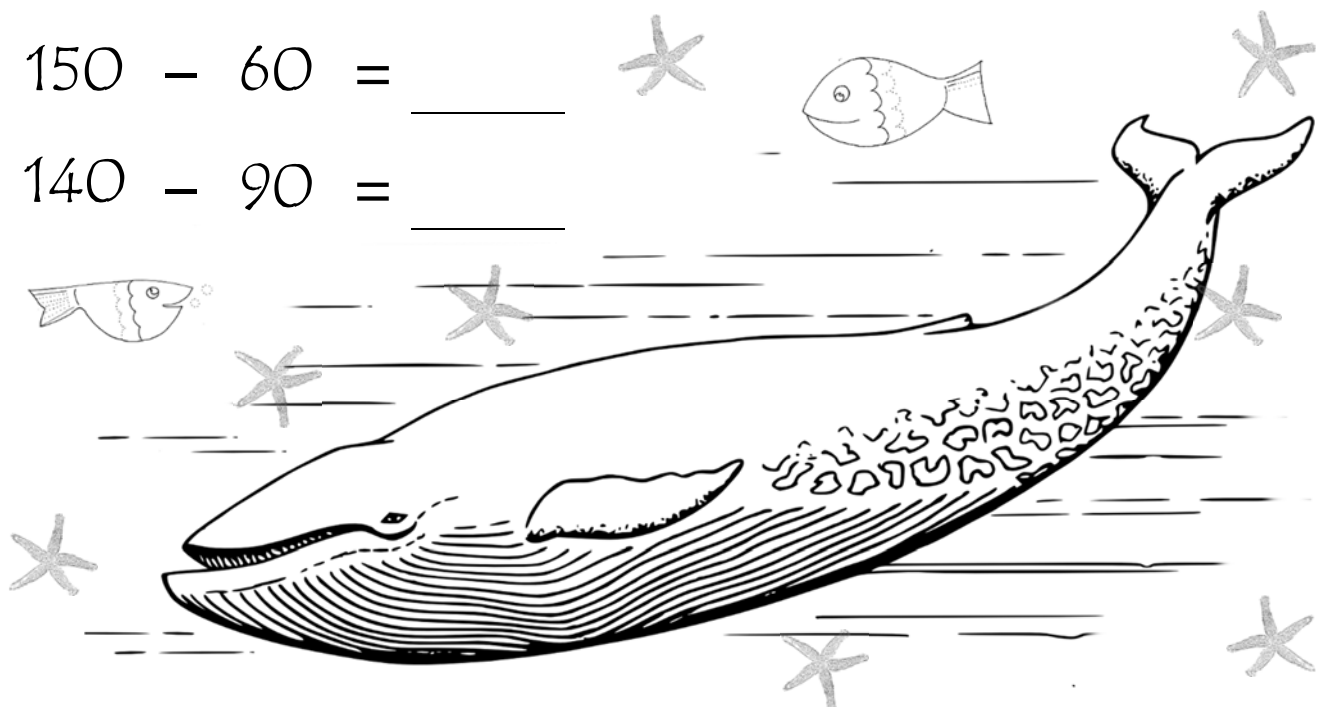
$120 - 40 = \underline{\hspace{2cm}}$

$140 - 60 = \underline{\hspace{2cm}}$

$150 - 60 = \underline{\hspace{2cm}}$

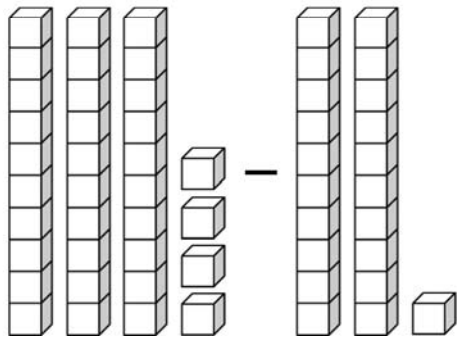


$140 - 90 = \underline{\hspace{2cm}}$

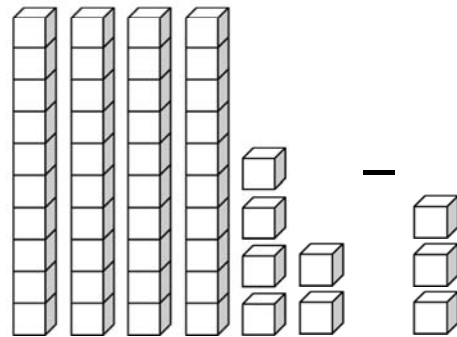


Subtracting Tens and Ones

A. Count the number of blocks. Fill in the blanks.



$$34 - 21 =$$



$$45 - 13 =$$

B. Let's practice subtracting tens and ones.

$$\begin{array}{r} 69 \\ - 47 \\ \hline \end{array}$$


$$\begin{array}{r} 78 \\ - 44 \\ \hline \end{array}$$

$$\begin{array}{r} 98 \\ - 63 \\ \hline \end{array}$$

$$\begin{array}{r} 74 \\ - 32 \\ \hline \end{array}$$

$$\begin{array}{r} 86 \\ - 56 \\ \hline \end{array}$$

$$\begin{array}{r} 95 \\ - 43 \\ \hline \end{array}$$



$$\begin{array}{r} 87 \\ - 2 \\ \hline \end{array}$$

$$\begin{array}{r} 19 \\ - 2 \\ \hline \end{array}$$

$$\begin{array}{r} 48 \\ - 6 \\ \hline \end{array}$$

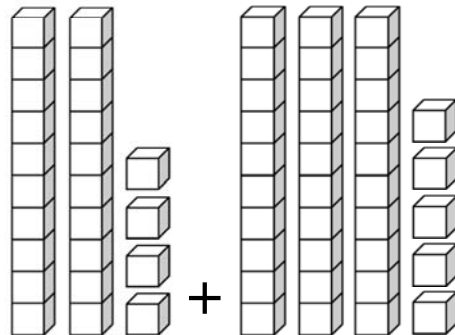
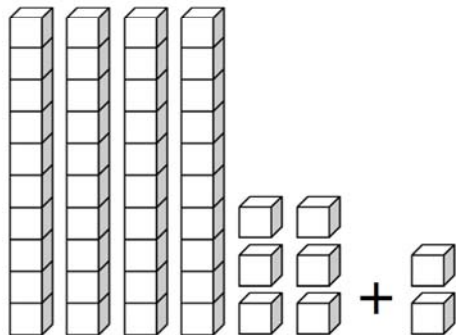
$$\begin{array}{r} 59 \\ - 3 \\ \hline \end{array}$$

$$\begin{array}{r} 47 \\ - 5 \\ \hline \end{array}$$

$$\begin{array}{r} 36 \\ - 2 \\ \hline \end{array}$$

Adding Tens and Ones

A. Count the number of blocks. Fill in the blanks.



$$\underline{46} + \underline{2} = \underline{\quad}$$

$$\underline{\quad} + \underline{\quad} = \underline{\quad}$$

B. Let's practice adding tens and ones.

$$\begin{array}{r} 54 \\ + 5 \\ \hline \end{array}$$

$$\begin{array}{r} 73 \\ + 3 \\ \hline \end{array}$$

$$\begin{array}{r} 63 \\ + 4 \\ \hline \end{array}$$

$$\begin{array}{r} 40 \\ + 5 \\ \hline \end{array}$$

$$\begin{array}{r} 17 \\ + 2 \\ \hline \end{array}$$

$$\begin{array}{r} 32 \\ + 6 \\ \hline \end{array}$$

$$\begin{array}{r} 23 \\ + 75 \\ \hline \end{array}$$


$$\begin{array}{r} 26 \\ + 43 \\ \hline \end{array}$$

$$\begin{array}{r} 45 \\ + 42 \\ \hline \end{array}$$

$$\begin{array}{r} 47 \\ + 21 \\ \hline \end{array}$$

$$\begin{array}{r} 36 \\ + 42 \\ \hline \end{array}$$

$$\begin{array}{r} 23 \\ + 22 \\ \hline \end{array}$$



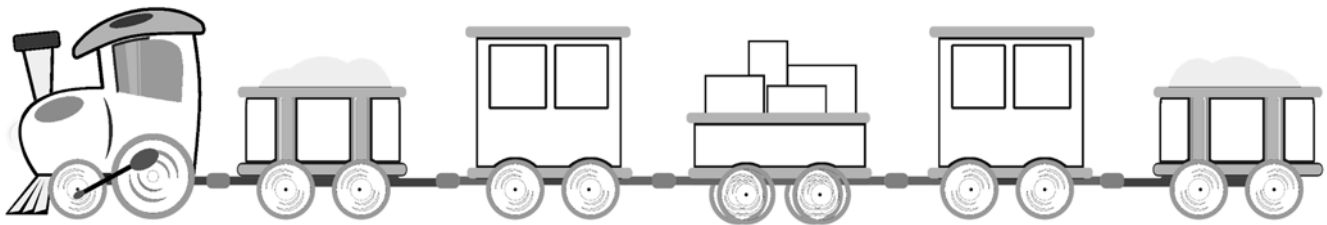


Adding and Subtracting Tens and Ones

A. Practice adding or subtracting ones.

62	25	35	98	36	43
+ 7	- 3	+ 2	- 4	- 4	+ 5
<div></div>	<div></div>	<div></div>	<div></div>	<div></div>	<div></div>

57	48	15	91	79	73
- 3	- 2	+ 4	+ 7	- 6	+ 3
<div></div>	<div></div>	<div></div>	<div></div>	<div></div>	<div></div>



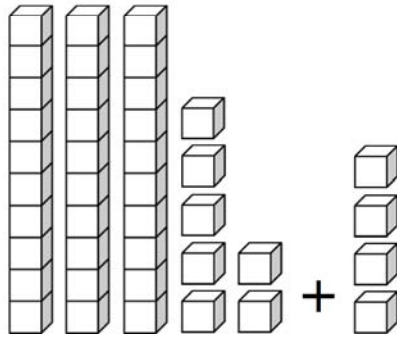
B. Practice adding or subtracting tens and ones.

40	78	32	13	85	97
+ 50	- 46	+ 35	+ 86	- 42	- 46
<div></div>	<div></div>	<div></div>	<div></div>	<div></div>	<div></div>

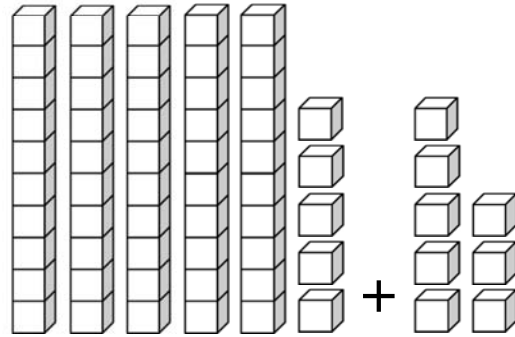

69	42	95	78	32	24
- 37	+ 45	- 34	- 31	+ 52	+ 72
<div></div>	<div></div>	<div></div>	<div></div>	<div></div>	<div></div>

Adding 1 Digit with Regrouping

A. Count the number of blocks. Fill in the blanks.



$$\underline{37} + \underline{4} = \underline{\quad}$$



$$\underline{\quad} + \underline{\quad} = \underline{\quad}$$

B. Solve the addition problems. Some of the problems may need regrouping.

$$\begin{array}{r} 46 \\ + 5 \\ \hline \square \end{array}$$

$$\begin{array}{r} 32 \\ + 6 \\ \hline \square \end{array}$$

$$\begin{array}{r} 57 \\ + 8 \\ \hline \square \end{array}$$

$$\begin{array}{r} 18 \\ + 6 \\ \hline \square \end{array}$$

$$\begin{array}{r} 94 \\ + 3 \\ \hline \square \end{array}$$

$$\begin{array}{r} 78 \\ + 5 \\ \hline \square \end{array}$$

$$\begin{array}{r} 65 \\ + 2 \\ \hline \square \end{array}$$


$$\begin{array}{r} 29 \\ + 7 \\ \hline \square \end{array}$$

$$\begin{array}{r} 56 \\ + 7 \\ \hline \square \end{array}$$

$$\begin{array}{r} 42 \\ + 5 \\ \hline \square \end{array}$$

$$\begin{array}{r} 85 \\ + 7 \\ \hline \square \end{array}$$

$$\begin{array}{r} 39 \\ + 6 \\ \hline \square \end{array}$$




$$\begin{array}{r} 65 \\ + 9 \\ \hline \square \end{array}$$

$$\begin{array}{r} 24 \\ + 4 \\ \hline \square \end{array}$$

$$\begin{array}{r} 86 \\ + 6 \\ \hline \square \end{array}$$

Adding 2 Digits with Regrouping

A. Count the number of blocks. Fill in the blanks.




$$\underline{29} + \underline{18} = \underline{\quad\quad\quad} \quad + \quad = \underline{\quad\quad\quad}$$

B. Solve the addition problems. Some of the problems may need regrouping.

69	23	47	56	19	20
+ 23	+ 74	+ 25	+ 34	+ 75	+ 65
<div style="border: 1px solid black; height: 40px; width: 100%;"></div>	<div style="border: 1px solid black; height: 40px; width: 100%;"></div>	<div style="border: 1px solid black; height: 40px; width: 100%;"></div>	<div style="border: 1px solid black; height: 40px; width: 100%;"></div>	<div style="border: 1px solid black; height: 40px; width: 100%;"></div>	<div style="border: 1px solid black; height: 40px; width: 100%;"></div>

47	24	54	37	28	63
+ 49	+ 38	+ 24	+ 36	+ 56	+ 32
<div style="border: 1px solid black; height: 40px; width: 100%;"></div>	<div style="border: 1px solid black; height: 40px; width: 100%;"></div>	<div style="border: 1px solid black; height: 40px; width: 100%;"></div>	<div style="border: 1px solid black; height: 40px; width: 100%;"></div>	<div style="border: 1px solid black; height: 40px; width: 100%;"></div>	<div style="border: 1px solid black; height: 40px; width: 100%;"></div>

37	42	29
+ 43	+ 54	+ 49
<div style="border: 1px solid black; height: 40px; width: 100%;"></div>	<div style="border: 1px solid black; height: 40px; width: 100%;"></div>	<div style="border: 1px solid black; height: 40px; width: 100%;"></div>





Addition Word Problems

Solve each word problem. Write the equation and the answer.

Mark has ten baseball cards. Sam has eighteen baseball cards. How many baseball cards do they have in total?

$$\begin{array}{r} 10 \\ + 18 \\ \hline \end{array}$$

Bill had 42 marbles. Ethan gave Bill 25 marbles. How many marbles does Bill have now?

Owen found 16 ladybugs in the yard. Grace found 17 ladybugs. How many ladybugs did they find together?

Emma had twenty-eight dimes. Her mom gave her fifteen more dimes. How many dimes does Emma have now?

Larry read 34 pages of his storybook yesterday. He read 26 pages today. How many pages did Larry read in all?

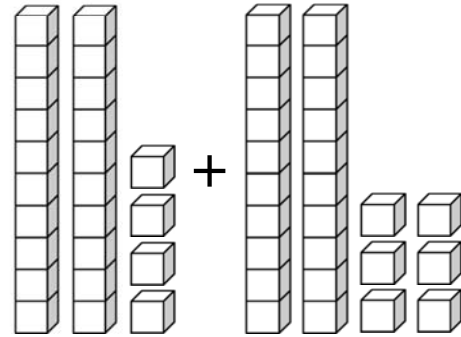
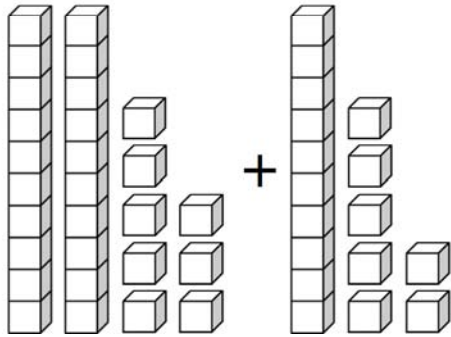
Jenny picked 45 apples and Noah picked 39 apples from the apple tree. How many apples did they pick in total?

There were thirty-four books on the shelf. Orson placed eighteen more books. How many books are now there in all?

At the garden, Henry planted 16 flowers. Olivia planted 22 flowers. How many flowers did they plant in total?

2-Digit Addition

A. Count the number of blocks. Fill in the blanks.



$$\underline{28} + \underline{17} = \underline{\quad\quad}$$

$$\underline{\quad\quad} + \underline{\quad\quad} = \underline{\quad\quad}$$

B. Solve the addition problems.

$$\begin{array}{r} 16 \\ + 76 \\ \hline \end{array}$$

$$\begin{array}{r} 27 \\ + 28 \\ \hline \end{array}$$

$$\begin{array}{r} 46 \\ + 35 \\ \hline \end{array}$$

$$\begin{array}{r} 64 \\ + 29 \\ \hline \end{array}$$



$$\begin{array}{r} 45 \\ + 27 \\ \hline \end{array}$$

$$\begin{array}{r} 39 \\ + 58 \\ \hline \end{array}$$

$$\begin{array}{r} 26 \\ + 17 \\ \hline \end{array}$$

$$\begin{array}{r} 23 \\ + 58 \\ \hline \end{array}$$



$$\begin{array}{r} 26 \\ + 39 \\ \hline \end{array}$$

$$\begin{array}{r} 57 \\ + 14 \\ \hline \end{array}$$

$$\begin{array}{r} 45 \\ + 48 \\ \hline \end{array}$$

$$\begin{array}{r} 39 \\ + 31 \\ \hline \end{array}$$





Subtraction Word Problems

Solve each word problem. Write your answer.

1. Mark had nine baseball cards but lost six of them. How many baseball cards does Mark have now? _____

2. Bill had seven marbles. Bill gave Ethan three marbles. How many marbles does Bill have now? _____

3. Mom made eight cookies. Owen ate four of them. How many cookies are left now? _____

4. Emma had seven nickels. Her sister borrowed two of her nickels. How many nickels does Emma have now? _____

5. Larry picked nine grapes and ate three of them. How many grapes does Larry have now? _____

6. At the orchard, Jenny picked eight apples and gave Noah five apples. How many apples does Jenny have now? _____

7. There were six books on the shelf. Orson took two books to read. How many books are left on the shelf? _____

8. Henry had eight crayons and broke two of them. How many unbroken crayons does Henry have now? _____

9. Seven children were wearing hats. Five children took their hats off. How many children were still wearing their hats? _____

10. Nine ducks were swimming in the pond. Four ducks flew away. How many ducks were still swimming in the pond? _____

