
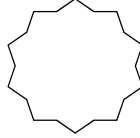

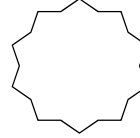



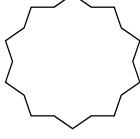
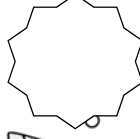
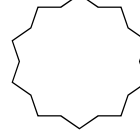
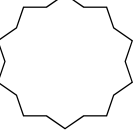





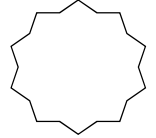

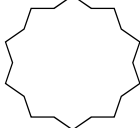
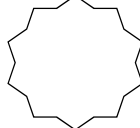
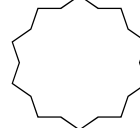





Counting by 3s

A. Count by 3s. Connect the dots from 3 to 99 to complete the drawing.

B. Count by 3s out loud and fill in the missing numbers.

					
3		18			
					30
6					
					
60			51		
					42




Addition & Skip Counting

A. Practice addition up to $7 + 3$ and $3 + 7$.

$\begin{array}{r} 6 \\ + 6 \\ \hline \square \end{array}$	$\begin{array}{r} 6 \\ + 4 \\ \hline \square \end{array}$	$\begin{array}{r} 2 \\ + 7 \\ \hline \square \end{array}$	$\begin{array}{r} 5 \\ + 6 \\ \hline \square \end{array}$	$\begin{array}{r} 6 \\ + 3 \\ \hline \square \end{array}$	$\begin{array}{r} 3 \\ + 7 \\ \hline \square \end{array}$	$\begin{array}{r} 2 \\ + 6 \\ \hline \square \end{array}$	$\begin{array}{r} 5 \\ + 5 \\ \hline \square \end{array}$
---	---	---	---	---	---	---	---

$\begin{array}{r} 6 \\ + 5 \\ \hline \square \end{array}$	$\begin{array}{r} 7 \\ + 3 \\ \hline \square \end{array}$	$\begin{array}{r} 6 \\ + 2 \\ \hline \square \end{array}$	$\begin{array}{r} 4 \\ + 4 \\ \hline \square \end{array}$	$\begin{array}{r} 7 \\ + 2 \\ \hline \square \end{array}$	$\begin{array}{r} 4 \\ + 6 \\ \hline \square \end{array}$	$\begin{array}{r} 5 \\ + 4 \\ \hline \square \end{array}$	$\begin{array}{r} 3 \\ + 6 \\ \hline \square \end{array}$
---	---	---	---	---	---	---	---

B. Find three paths to the cheese. Count by 1s from 1 to 10, by 10s from 10 to 100 and by 100s from 100 to 1000. Color each path using different colors.




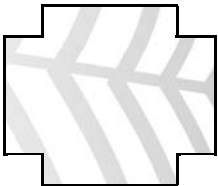

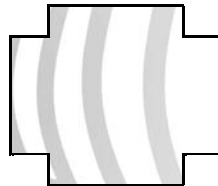
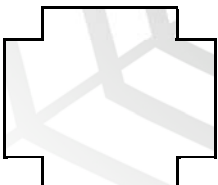






	1	2	3	4	5	6	72
100	10	80	50	60	70	7	71
200	20	30	40	500	80	8	9
300	400	500	88	99	90	100	10
310	410	600	700	800	900	1000	



Addition & Subtraction

Solve the addition and subtraction problems. Follow the correct answer to the next box. Circle the animal you find at the finish line.


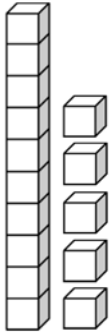
START

$6 + 5$	12	$8 + 5$	13	$9 + 6$	14	$3 + 8$	
11		14		15		15	
$7 + 8$	16	$9 + 5$	17	$6 + 6$	12	$7 + 4$	
15		4		14		11	
$8 - 3$	5	$9 - 5$	6	$7 - 2$	3	$8 - 5$	
6		3		5		4	
$7 - 3$	5	$4 - 2$	5	$6 - 4$	2	$9 - 4$	
2		1		3		5	
							


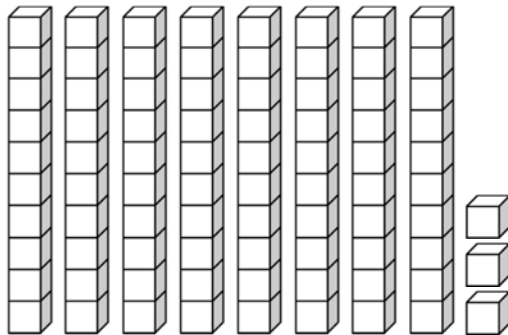

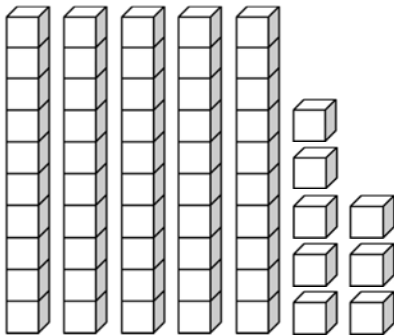

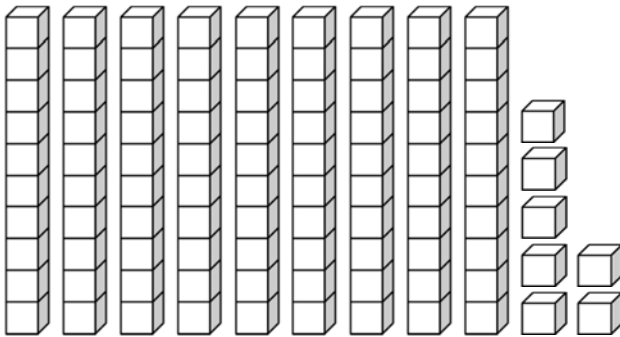

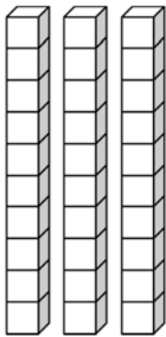

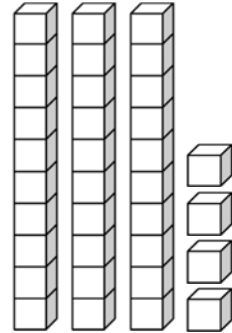

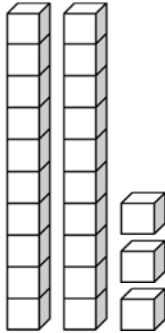


Tens and Ones

Count the number of blocks in each set. Write the numbers.




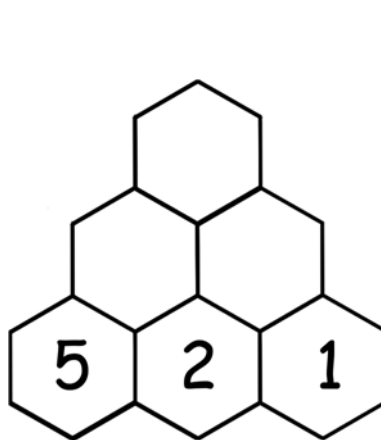
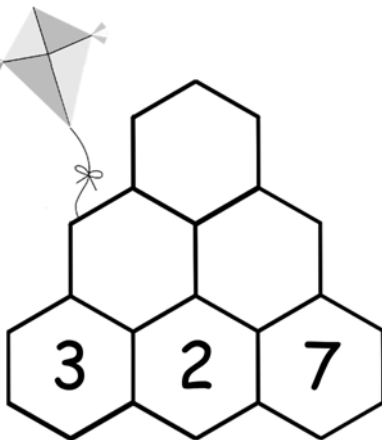
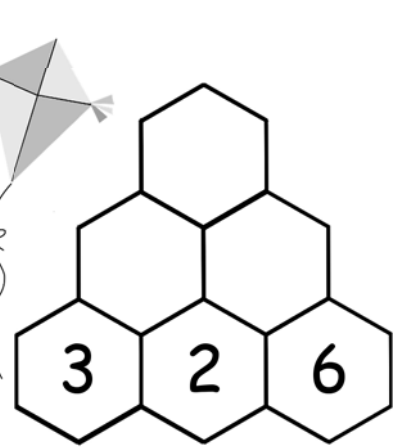
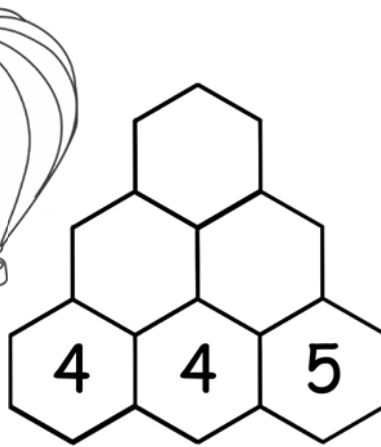
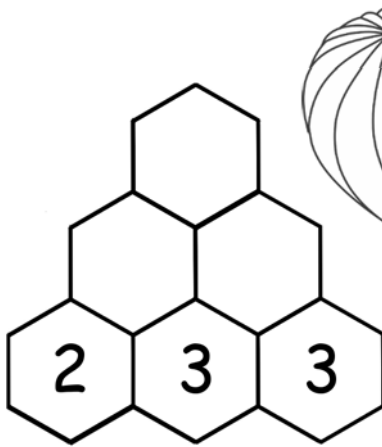
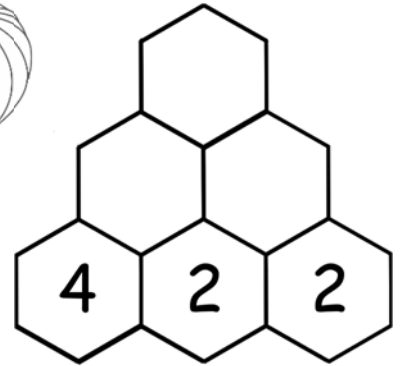
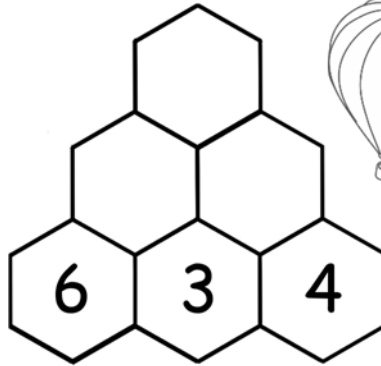
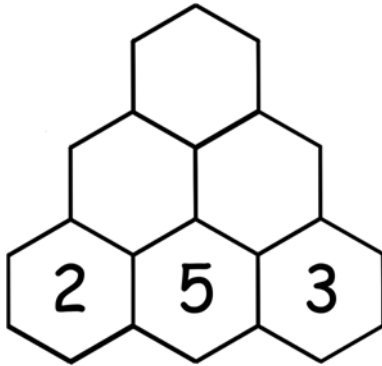
15





Addition Pyramids





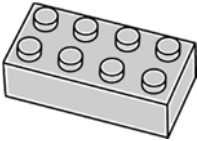
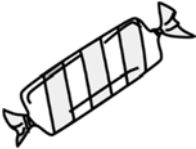

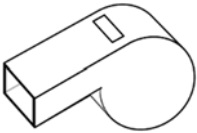


Each number is the sum of the two numbers below it. Fill in the hexagons.





Buying Items

Use the fewest number of coins to buy each item for the exact amount.

Items				
 7¢				
 14¢				
 22¢				
 28¢				
 30¢				
 60¢				



Money Word Problems

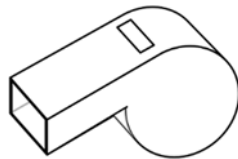
Read each story problem. Write the answer.

Mark has 1 dime. Samantha has 8 pennies. How much money do they have altogether? _____ ¢

William has 2 nickels. Ethan has 2 pennies. How much money do they have altogether? _____ ¢

Daniel has 4 dimes. He finds 2 more dimes. How much money does Daniel have in all? _____ ¢

Emily has 2 quarters. She finds 1 more quarter. How much money does Emily have in all? _____ ¢



Emma bought an apple for 1 quarter and a key for 2 nickels. How much money did Emma spend in all? _____ ¢

Olivia had 10¢ until she spent 4 pennies on a whistle. How much money does Olivia have now? _____ ¢


Abigail had 14¢ until she spent 1 nickel on a yo-yo. How much money does Abigail have now? _____ ¢

Jenny had 50¢ until she spent 2 dimes on a hat. How much money does Jenny have now? _____ ¢




Telling Time: To the 5 Minutes


What time is it? Circle the correct time.




2:45 9:10




2:20 4:10



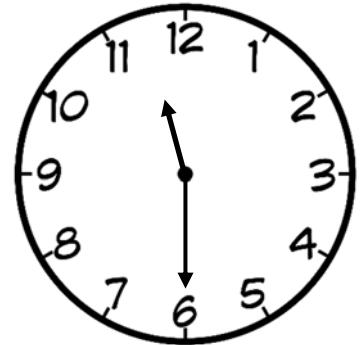
5:45 9:30




3:40 8:20



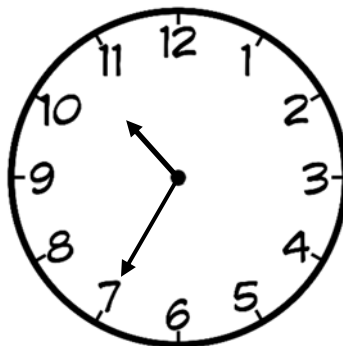
1:30 6:05




6:55 11:30



Color Me!



7:50 10:35

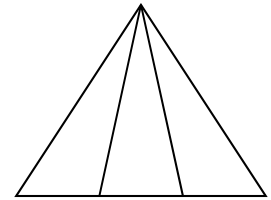
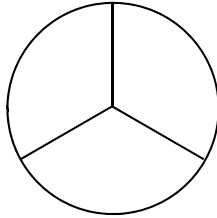



3:35 7:15



Fractions: Thirds

A. Color one third of each shape.



B. Draw lines to complete the sentences.

Thirds means

6 equal parts of a whole.

Fourths means

8 equal parts of a whole.

Fifths means

10 equal parts of a whole.

Sixths means

3 equal parts of a whole.

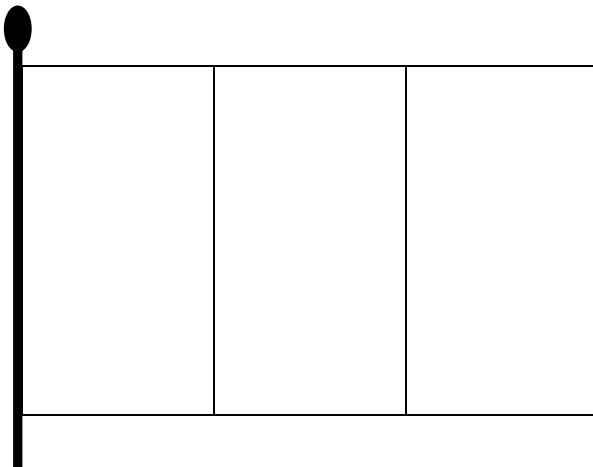
Eighths means

5 equal parts of a whole.

Tenths means

4 equal parts of a whole.

C. Design your own flags. Color two thirds of each flag.



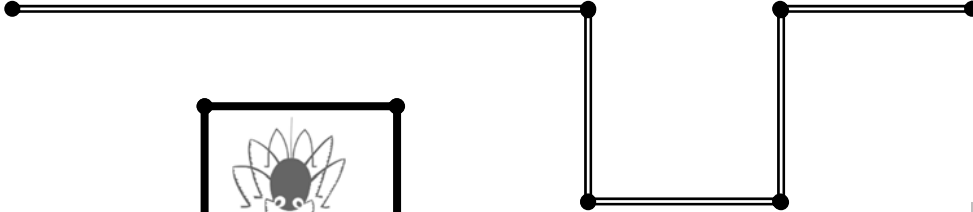


Measuring Length


Use your ruler to measure the length of each path in inches.




in




in




in



in



in



in